

Video Sound Light 22/23

Öffnungszeiten : Montag bis Freitag : 09.00 – 12.00 Uhr und 13.30 – 17.00 Uhr
Heures d'ouverture : lundi au vendredi : 09.00 – 12.00 h et 13.30 – 17.00 h



David Scherz
CEO



Reto Allemann
Verkaufsleiter
Chef des ventes



Sébastien Wira
Verkaufsleiter Romandie
Chef des ventes suisse
romande



Jürg Urfer
Product Manager
Audiovisual



Patrice Ullrich
Verkauf + After Sales
Ventes + administration



Daniel Gummy
Verkaufsberater Romandie
Conseiller commercial suisse
romande



Luca Idone
Webshop/Social Media



Astrid Lauber
Finanzwesen
Finances



Frédérique Früh
Marketing



Tesfaalem Girmay
Logistik & Lager
Logistique et entrepôt



Aktuelle Preislisten zum download unter www.asl.ch

www.shop.asl.ch



ASL Electronic AG/SA

Solothurnerstrasse 50 - CH-4053 Basel/Bâle (Schweiz/Suisse)

Hauptnummer/no. principal: **+41 (0) 61 365 40 40**

Conseil français: **+41 (0) 61 365 40 44**

Fax: **+41 (0) 61 365 40 99**

E-Mail: **asl@asl.ch**

Internet: **www.asl.ch**

Editorial

Sie halten den neuen „Sound & Light 22/23 Katalog in Ihren Händen.

Das „Branchen-Handbuch“ beinhaltet das aktuelle Sortiment der bekannten Marken **Showtec/Showgear** (Lichttechnik etc.), **DAP Audio** (Tontechnik), **DMT/Novastar** (Videotechnik) **Wentex** (Vorhänge etc.) und **Infinity** (Licht-/Steuertechnik).

Hier finden Sie alles, was das Herz begehrt; Video, Ton, Flightcases, Kabel, LED, Effektlicht, Theaterlicht, Architekturlicht, Steuertechnik, Nebel, Dekor, Traversen, Zubehör und vieles mehr....

Alle elektrischen Geräte werden, wenn nicht anders erwähnt, mit Schweizer Netz-Steckern ausgeliefert.

Auf über 3'000m² Fläche, verteilt auf 4 Stockwerke, können wir einen **Grossteil** der Produkte ab Lager liefern. Zudem erhalten wir 2-3 mal wöchentlich Nachschub aus dem Zentrallager in Holland.

Sie finden auf unserer Website www.asl.ch weitere Informationen zu weiteren Marken unseres Sortiments, aktuelle Preislisten, Newsletter und Sonderaktionen, Seminare, Fachmessen, VIP-Reisen und vieles mehr.

In unserem 24-Stunden Online Bestell-Shop www.shop.asl.ch können Sie mit Ihrem Passwort bestellen, persönliche Preise und Verfügbarkeiten einsehen etc.

Weitere Topmarken im Sortiment für den professionellen Anwender:

Alfatron, Althoff, ASD/Eurolift, Chainmaster, Christie Digital, Chris James, City Theatrical, Compulite, Dirty Rigger, Doughty, Erard Pro, Eurotruss, Eurorigg, General Electrics, Kinesys, Liftket, Le Mark, Nagasoft, Outboard, Reutlinger, ROBE, Sillex, Smoke Factory, Spotlight, SRS und Visual Productions.

Wir versenden alle Bestellungen ab einem Nettowert von 999.-- Franken **portofrei** !

Für weitere Auskünfte zu unserem Sortiment stehen wir Ihnen gerne zur Verfügung.

Wir wünschen Ihnen viel Spass beim Durchblättern...

ASL Electronic AG, Ihr Partner für Veranstaltungstechnik !

Editorial

Vous tenez en main le nouveau catalogue „Sound & Light 22/23.

Ce „manuel pour la branche“ comprend l'assortiment actuel des marques connues comme **Showtec/Showgear** (lumière etc.), **DAP Audio** (technique du son), **DMT/Novastar** (technique vidéo), **Wentex** (rideaux etc.) et **Infinity** (technique d'éclairage et de commande).

Vous y trouverez tout ce que vous désirez; vidéos, audio, flight-cases, câbles, LED, éclairage à effet, éclairage de théâtre, éclairage architectural, techniques de commande, machines à fumée, décorations, structures, accessoires et bien d'autres...

Tous les appareils électriques (si rien d'autre n'est mentionné) sont livrés avec des fiches Suisses.

Nous pouvons livrer la **majorité** des produits directement à partir de notre stock de plus de 3'000 m² sur 4 étages. Nous recevons des livraisons 2 à 3 fois par semaine de l'entrepôt central en Hollande.

Sur notre site internet www.asl.ch vous trouverez des informations supplémentaires sur d'autres marques de notre assortiment, des listes de prix actuelles, des newsletters et actions spéciales, des séminaires, foires spécialisées, voyages VIP et bien d'autres.

Sur notre shop en ligne 24/24 www.shop.asl.ch vous pouvez commander avec votre mot de passe, visualiser les prix et disponibilités etc.

Voici la liste des autres marques que nous distribuons :

Alfatron, Althoff, ASD/Eurolift, Chainmaster, Christie Digital, Chris James, City Theatrical, Compulite, Dirty Rigger, Doughty, Erard Pro, Eurotruss, Eurorigg, General Electrics, Kinesys, Liftket, Le Mark, Nagasoft, Outboard, Reutlinger, ROBE, Sillex, Smoke Factory, Spotlight, SRS und Visual Productions.

Nous envoyons également toutes les commandes à partir d'une valeur nette de CHF 999.-- **franco de port**.

Nous restons à votre disposition pour toutes informations supplémentaires concernant notre assortiment.

Nous vous souhaitons bien du plaisir à feuilleter notre nouveau catalogue....

ASL Electronic AG, votre partenaire pour la technologie de l'événementiel

Table of Contents

Brands that inspire

Audiovisual

Led Screens

- Pixel Screens
- Installation Screens
- LED Screen Rigging & Mounting
- LED Screen Accessories

AV Controllers

- Video Processors
- Video Mixers & Switches
- AV Software
- AV Servers
- AV Interfaces
- AV Gear
- Fiber Optic Cables & Converters

Projection Screens

- Electric Screens
- Manual Screens
- Mobile Screens
- Screen Accessories

AV Stands & Brackets

- Wall Brackets
- Ceiling Brackets
- Flatscreen Trolleys
- AV Stand Accessories



Audio

Speakers

- 10 Passive Series 66
- 20 Active Series 70
- 26 Plug & Play Sets 87
- 27 Portable Sound Systems 88
 - Installation Series 89
- 28 Speaker Covers 98
- 40 Speaker Accessories 99

Amplifiers

- 46 Analogue Amplifiers 102
- 48 Digital Amplifiers 104

Audio Mixers

- 50 Live Mixers 107
- 52 19 Inch Mixers 110
- 53 DJ Mixers 113
- 53 Mixer Accessories 115

Audio Processing

- 55 Analogue Processing 116
- Digital Processing 119
- 56 Audio Tools 120
- 59 DI Boxes 121

Audio Players

- 63 CD & Mediaplayers 122

Public Addressing

- Amplifiers 124
- Wall Mount Speakers 129
- Ceiling Speakers 135
- Horn Speakers 146
- Outdoor Speakers 149
- Megaphones 149
- PA Accessories 150

Microphones

- Wireless Systems 152
- Vocal Microphones 156
- Studio Microphones 158
- Instrument Microphones 159
- Wireless Microphone Accessories 164
- Microphone Accessories 168

Headphones

- Studio Headphones 169

Audio Stands

- Speaker Stands 170
- Microphone Stands 173
- Miscellaneous Stands 177
- Accessories for Speaker Stands 181
- Accessories for Microphone Stands 182

Foams

- Acoustic Foams 184
- Speaker Foams 184

Entertainment Lighting

Light Controllers

Consoles	
DMX Controllers	
LED Controllers	
Software Controllers	
DMX Gear	
Wireless DMX	
Dimmer Packs	
LED Dimmers	
Powered Chasers	
Switch & Relay Packs	
Switches	
Controller Accessories	

Moving Lights

Moving Lights Spot	
Moving Lights Wash	
Moving Lights Beam	
Moving Lights Effects	

Theatre Lights

Fresnels	
Profiles	
Optics	
Flood & Cyclorama Lights	
Follow Spots	
House Lights	
Theatre Lights Accessories	

Wall Washers

Washers Outdoor	
Washer Accessories	

Spots

Spots Indoor	
Spots Outdoor	
Spots Accessories	

Light Bars

Light Bars Indoor	
Light Bars Outdoor	

Battery Lights

Battery Spots	
Battery Shapes	
Battery Spots Accessories	

Parcans

Parcan 16	350
Parcan 20	351
Parcan 30	352
Parcan 36	353
Parcan 46	355
Parcan 56	356
Parcan 64	359
Studio Beams	361
Parcan Accessories	362

Blinders

188	Blinders Analogue	369
194	Blinders DMX	370

Flood Lights

200	Flood Lights White	374
210	Flood Lights Accessories	376

Light Effects

214	Scanners	378
219	Effect Lights	382
220	Lasers	394
221	Strobes	398
222	Black Lights	400

Deco Lights

224	LED Shapes	404
254	Retro Lights	414
274	LED Flexlights	416

Mirror Balls

296	Mirror Balls	418
306	Mirror Ball Motors	419

Light Bulbs

312	Halogen Bulbs	420
314	Discharge Bulbs	428
315	Light Bulbs	431

318

Light Stands

322	Lifter Stands	436
	Stands	440
324	Wind Up Stands	442
332	Stand Sets	444
338	Stand Accessories	445

339

341

345

348

349



Table of Contents

Brands that inspire

Architectural Light

Track Lighting

- 1-Phase Spots
- 1-Phase Tracks
- 3-Phase Spots
- 3-Phase Tracks
- Track Light Accessories

LED Strips

- Strip Light Flex IP20
- Strip Light Flex IP62
- Strip Light Flex IP68
- Neon Flex Light
- Strip Light Rigid
- Strip Light Strings
- Profiles
- LED Strip Accessories

Down Lights

- Recessed
- Surface
- LED Panels

Inground Spots

- High Voltage

Garden & Street lights

- 240 V

Arctecta Accessories

- Controllers
- LED Drivers
- Power Supplies
- Cables & Splitters
- Mounting Devices

Special Effects

FX Hardware

- Foggers
- Fazers
- Low Foggers
- Hazers
- Snow Machines
- Bubble Machines
- Fans
- CO2 Hardware
- Confetti Machines
- Drop FX

FX Accessories

- FX Hardware Accessories
- Remotes
- CO2 Accessories

FX Consumables

- Fog Liquids
- Bubble Liquids
- Snow Liquids
- Confetti
- Electric Confetti Cannons
- Handheld Confetti Cannons

Cables & Connectors

Prefab Cables

- 448 Microphone Cables 588
- 449 Instrument Cables 589
- 450 Line Cables 591
- 455 Y-Cables 592
- 456 Speaker Cables 593
 - Patch Cables 594
 - Studio Snakes 595
 - Stage Wheels 597
- 470 DMX Cables 598
- 473 PC Midi & Data Cables 599
- 475 Combined Power & Audio Signal Cables 600
- 477 Combined Power & Light Signal Cables 601
- 477 Combined Power & Data Signal Cables 601
- 478 AV Cables 602
- 494 Cable Accessories 604

Cables on Spool

- 496 Microphone Cables 605
- 498 Line & Instrument Cables 606
- 500 Speaker Cables 607
 - Data Cables 608
- 504 Combined Power & Signal Cables 612
 - Multicore Cables 613
- 506 AV Cables 617

Connectors

- 510 XLR Chassis & Connectors 620
- 523 Jack Chassis & Connectors 625
- 532 Speaker Chassis & Connectors 627
- 539 RCA Chassis & Connectors 628
- 539 Data Chassis & Connectors 629
- 539 Multicore Assembly 630
- Connector Accessories 634

Adapters

- 542 Balanced Adapters 635
- 556 Unbalanced Adapters 638
- 559 Speaker Adapters 642
- 560 DMX Adapters 643
- 564 Network Adapters 644
- 567 Media Adapters 645
- 568 BNC Adapters 645

Power Distribution

- 571 110 V Connectors 546
- 572 240 V Connectors 647
- 400 V Connectors 652
- 240 V Extension Cords 655
- 400 V Extension Cords 659
- 240 V Socket Boxes 660
- Breakout Boxes 661
- Breakout Bars 661
- 578 Power Splitters 661
- 580 Power Distributors 663
- 580 Power Multi-Cables 665
- 581 Power Multi-Connectors 666

Stage & Rigging

Stage Accessories

Stages	670
Cable Bridges	674
Crowd Control	675
Stage Tapes	676
Roady Tools & Accessories	678

Truss

Single Tube	682
Deco Triangle	683
Deco Square	685
Pro-30 Step	686
Pro-30 Triangle	687
Pro-30 Square	690
Pro-30 Circles	693
Pro-35 Rectangular	693
Pro-40 Square	694
Truss Accessories	700
Truss Furniture	703
Tower	696

Rigging

Chain Hoists	704
Clamps	710
Safety Cables	716
Slings	718
Rigging Accessories	719

Textiles

Backdrops	721
Deco Textiles	722
LED Drapes	723
Pipe & Drape	724
Eurotrack	728
Textile Accessories	729

Bags & Cases

Cases


Light Cases LCA	732
Audio Cases	752
DJ Cases DCA	758
Media Cases	762
Utility Cases UCA	763
Daily Cases	772
Rack Cases RCA	775
Flight Case Hardware	784
Flight Case Foams	784

Bags

Gear Bags	785
Tool Bags	786

19 inch Accessories

19 inch Gear	786
19 inch Hardware	787
Gooseneck & Rack Lights	790



Meet the brands

Brands that inspire



Showtec accommodates over a thousand products, ranging from static, moving, and special effect lighting to theatre spots and DMX controllers.

Rental companies, DJs, and professionals in the entertainment industry turn to Showtec for reliable products with a high quality-price ratio. Wherever you are in the entertainment industry, you'll find a solution that fits your experience, your budget, and the visual experience you want to create. Whether you are at a festival, in a club, a theatre, or even in a video production, you can rely on Showtec in any situation.

Our latest Showtec showpieces are our Lampy DMX lighting controllers. They offer strong features and a very user-friendly and intuitive interface that makes shows easy, fast, and fun to design and control.

We have also introduced several new Showtec fixtures, for instance the Phantom 250 Spot and Phantom Hybrid 12R. They are a great addition to our Phantom series and will most definitely fit well in your inventory."



Infinity offers precisely crafted products, ranging from moving and static theatre and studio lighting to complete smart control solutions.

Professionals in the entertainment industry use Infinity for excellent and exclusive lighting solutions. Infinity offers innovative tools to translate creativity and passion in situations where only no-compromise lighting devices are accepted.

New to the Infinity collection is the iFX-640. This is a unique effect moving head with 6 individually controllable RGBW LEDs and diffraction blades for steplessly changing a tight beam into a wide wash effect.

For the Chimp family, new opportunities have risen this year. The controllers have improved and expanded in surprising ways. You are now able to prepare your shows from anywhere with the lightweight and USB-powered SideKick OnPC Wing. Also, we have introduced the Peanut Box with which you add 4 additional universes to your Chimp product and add timecode control to your shows. For enabling 2 additional DMX universes, Art-Net, and sACN on your Chimp OnPC software, a USB dongle is now available."



DMT provides display and control solutions for fixed and touring installations, based upon the acquired knowledge and skills we have gathered over the years. These solutions include LED panels, projection screens, AV-controllers, and AV brackets.

With DMT's high-end LED display solutions, complemented by our extensive knowledge and support, we help event organisers and commercial advertisers to make a visual impact in any location.

Recently, we have introduced our second-generation Premiere Pro series with front & back service and higher quality screens. Also, we have introduced Fixed Install indoor models, offering high quality at an incredible price level. New to DMT are HDMI/USB extender sets for creating private networks of up to 253 devices with virtually no distance limit."



DAP

DAP accommodates over a thousand products, ranging from microphones and speakers to cables and audio mixers.

Performing artists, sound professionals and installers choose DAP to have affordable and solid audio solutions at their disposal. DAP provides versatile remote and fixed solutions for both large and small events, public addressing, and background music.

Especially for medium to large shows and events, Odin Audio Systems by DAP is a truly versatile line-array audio system that perfectly replicates the punchy sound of a kick, the finest details of a guitar, and true vocal expressions. Next to powerful and detailed sound, Odin offers loads of character, great features, and scalability at an unprecedented price level.”



ARTECTA

Arctecta is mainly focussing on providing complete solutions for controllable mood and track lighting. Also, it accommodates various other architectural lights, such as down lights, office lights, and LED strips.

AV-installers use Arctecta for providing high-quality and modern architectural solutions and accessories for design lighting in projects of any size. You can think of retail environments and the hospitality industry.

With the arrival of the Display Series, track lighting is becoming more versatile with 3-phase profiles and fresnels for professional indoor display applications. We have also expanded our LED strip assortment significantly. You can think of LED strips and dedicated profiles for the full Havana series (Ribbon, Dropper and Neon), for example. We have also introduced our new bright and highly bendable Pensacola LED strip, suitable for outdoor applications.”



SHOW GEAR

Our brand positioning has been rearranged. Essentials from DAP, Showtec and DMT are now united under the Showgear brand. This results in a better segmentation and brand-targeting. Also, completely new products have been added to the Showgear range, such as various network cabinets and ceiling/wall mounts.

From rigging equipment and power distribution to flight cases and backdrops, Showgear can support you in so many ways. Therefore, we have started using different pastels, so you can quickly recognise the target group of each Showgear product. From essentials for stages (green) to lighting (orange), to audiovisual (purple), and audio (blue), the pastels are matching the colours of Showtec, DAP, and DMT. Still, they are recognisable as being a Showgear product, since a noticeably lighter shading is used.”



Impressive visual experience


Visuals make a big impact when it comes to empowering messages, feelings and beliefs in the mind of your audience. They tell a story, enhance the atmosphere, or notify/convince your target group.

Are you looking for audiovisual equipment to support live, online or hybrid events such as corporate/themed events, trade fairs, or presentations? We can help you supply the right audiovisual set-up including good support and training. We do this for AV rental/installation service providers as well as other customers.

Our audiovisual products range from LED screens and AV controllers to projection screens and AV stands/mounts. These products can serve multiple purposes, such as LED-walls at live events, projection screens in schools, LED billboards in crowded places and virtual presentation screens at virtual productions or virtual event studios. The main features of our audiovisual products are quick and easy installation, high quality, and strong construction. They are built to last and outperform.







Premiere Series PS2.9N

101736 50 x 50 cm

DMT

Specifications:

Pitch Horz.: 2.97 mm
 Pitch Vert.: 2.97 mm
 Cab. Res. Width: 168 px
 Cab. Res. Height: 168 px
 Horz. View °: 160 °
 Vert. View °: 160 °
 Transparency: 0 %
 LED Type: Full Black
 Brightness: 1200 nits
 Ctrl System: Novastar
 Pwr. Supp.: 100-240 VAC 50-60 Hz
 Pwr. Cons.: 200 W
 Pwr. Cons. Average: 100 W

Pwr. Conn. In.: powerCON TRUE1 In (Male)
 Pwr. Conn. Out.: powerCON TRUE1 Out (Female)
 Data Conn. In: etherCON
 Data Conn. Out: etherCON
 Cab. Width: 500 mm
 Cab. Height: 500 mm
 Cab. Depth: 65 mm
 Weight: 9 kg
 IP Rate: IP20(indoor use only)
 Maintenance: Rear Service
 Max. Horz. Rigging: 16 Panels
 Max. Vert. Rigging: 15 Panels
 Lock. Sys.: Fast Lock System

FEATURES:

- 2.9 mm Pixel Pitch
- Lightweight
- >1200 Nits
- NovaStar A5s Control system
- Hot-swappable LED Modules and control modules

Case for 8x DMT Premiere Series

D7290 Premium Line

DMT



Premiere Series PS2.9N

101735 50 x 100 cm

DMT

Specifications:

Pitch Horz.: 2.97 mm
 Pitch Vert.: 2.97 mm
 Cab. Res. Width: 168 px
 Cab. Res. Height: 336 px
 Horz. View °: 160 °
 Vert. View °: 160 °
 Transparency: 0 %
 LED Type: Full Black
 Brightness: 1200 nits
 Ctrl System: Novastar
 Pwr. Supp.: 100-240 VAC 50-60 Hz
 Pwr. Cons.: 230 W
 Pwr. Cons. Average: 100 W

Pwr. Conn. In.: powerCON TRUE1 In (Male)
 Pwr. Conn. Out.: powerCON TRUE1 Out (Female)
 Data Conn. In: etherCON
 Data Conn. Out: etherCON
 Cab. Width: 500 mm
 Cab. Height: 1000 mm
 Cab. Depth: 65 mm
 Weight: 14 kg
 IP Rate: IP20(indoor use only)
 Maintenance: Rear Service
 Max. Horz. Rigging: 14 Panels
 Max. Vert. Rigging: 10 Panels
 Lock. Sys.: Fast Lock System

FEATURES:

- 2.9 mm Pixel Pitch
- Lightweight
- >1200 Nits
- NovaStar A5s Control system
- Hot-swappable LED Modules and control modules

Case for 8x DMT Premiere Series

D7290 Premium Line

DMT

Premiere Series PS3.9N

101731 50 x 50 cm

DMT


Specifications:

Pitch Horz.:	3.91 mm
Pitch Vert.:	3.91 mm
Cab. Res. Width:	128 px
Cab. Res. Height:	128 px
Horz. View °:	160 °
Vert. View °:	160 °
Transparency:	0 %
LED Type:	Black Frame
Brightness:	5000 nits
Ctrl System:	Novastar
Pwr. Supp.:	100-240 VAC 50-60 Hz
Pwr. Cons.:	300 W
Pwr. Cons. Average:	100 W

Pwr. Conn. In.:	powerCON TRUE1 In (Male)
Pwr. Conn. Out.:	powerCON TRUE1 Out (Female)
Data Conn. In:	etherCON
Data Conn. Out:	etherCON
Cab. Width:	500 mm
Cab. Height:	500 mm
Cab. Depth:	65 mm
Weight:	8.5 kg
IP Rate:	IP54 Rear / IP65 Front
Maintenance:	Rear Service
Max. Horz. Rigging:	16 Panels
Max. Vert. Rigging:	15 Panels
Lock. Sys.:	Fast Lock System

FEATURES:

- 3.9 mm Pixel pitch
- IP65
- Lightweight
- >5000 Nits
- NovaStar A5s Control system
- Hot-swappable LED Modules and control modules



Case for 8x DMT Premiere Series

D7290 Premium Line

DMT

Premiere Series PS3.9N

101730 50 x 100 cm

DMT

Specifications:

Pitch Horz.:	3.91 mm
Pitch Vert.:	3.91 mm
Cab. Res. Width:	128 px
Cab. Res. Height:	256 px
Horz. View °:	160 °
Vert. View °:	160 °
Transparency:	0 %
LED Type:	Black Frame
Brightness:	5000 nits
Ctrl System:	Novastar
Pwr. Supp.:	100-240 VAC 50-60 Hz
Pwr. Cons.:	300 W
Pwr. Cons. Average:	140 W

Pwr. Conn. In.:	powerCON TRUE1 In (Male)
Pwr. Conn. Out.:	powerCON TRUE1 Out (Female)
Data Conn. In:	etherCON
Data Conn. Out:	etherCON
Cab. Width:	500 mm
Cab. Height:	1000 mm
Cab. Depth:	65 mm
Weight:	13 kg
Curved Angles:	0 °
IP Rate:	IP54 Rear / IP65 Front
Maintenance:	Rear Service
Max. Horz. Rigging:	15 Panels
Max. Vert. Rigging:	10 Panels
Lock. Sys.:	Fast Lock System

FEATURES:


- 3.9 mm Pixel pitch
- IP65
- Lightweight
- >5000 Nits
- NovaStar A5s Control system
- Hot-swappable LED Modules and control modules



Case for 8x DMT Premiere Series

D7290 Premium Line

DMT



Premiere Series PS4.6N

101726 50 x 50 cm

DMT

Specifications:

Pitch Horz.: 4.63 mm
 Pitch Vert.: 4.63 mm
 Cab. Res. Width: 108 px
 Cab. Res. Height: 108 px
 Horz. View °: 160 °
 Vert. View °: 140 °
 Transparency: 0 %
 LED Type: Black Frame
 Brightness: 5000 nits
 Ctrl System: Novastar
 Pwr. Supp.: 100-240 VAC 50-60 Hz
 Pwr. Cons.: 300 W
 Pwr. Cons. Average: 100 W

Pwr. Conn. In.: powerCON TRUE1 In (Male)
 Pwr. Conn. Out.: powerCON TRUE1 Out (Female)
 Data Conn. In: etherCON
 Data Conn. Out: etherCON
 Cab. Width: 500 mm
 Cab. Height: 500 mm
 Cab. Depth: 65 mm
 Weight: 8.5 kg
 IP Rate: IP54 Rear / IP65 Front
 Maintenance: Rear Service
 Max. Horz. Rigging: 16 Panels
 Max. Vert. Rigging: 15 Panels
 Lock. Sys.: Fast Lock System

FEATURES:

- 4.6 mm Pixel Pitch
- IP65
- Lightweight
- >5000 Nits
- NovaStar A5s Control system
- Hot-swappable LED Modules and control modules

Case for 8x DMT Premiere Series

D7290 Premium Line

DMT



Premiere Series PS4.6N

101725 50 x 100 cm

DMT

Specifications:

Pitch Horz.: 4.63 mm
 Pitch Vert.: 4.63 mm
 Cab. Res. Width: 108 px
 Cab. Res. Height: 216 px
 Horz. View °: 160 °
 Vert. View °: 140 °
 Transparency: 0 %
 LED Type: Black Frame
 Brightness: 5000 nits
 Ctrl System: Novastar
 Pwr. Supp.: 100-240 VAC 50-60 Hz
 Pwr. Cons.: 300 W
 Pwr. Cons. Average: 100 W

Pwr. Conn. In.: powerCON TRUE1 In (Male)
 Pwr. Conn. Out.: powerCON TRUE1 Out (Female)
 Data Conn. In: etherCON
 Data Conn. Out: etherCON
 Cab. Width: 500 mm
 Cab. Height: 1000 mm
 Cab. Depth: 65 mm
 Weight: 13 kg
 IP Rate: IP54 Rear / IP65 Front
 Maintenance: Rear Service
 Max. Horz. Rigging: 15 Panels
 Max. Vert. Rigging: 10 Panels
 Lock. Sys.: Fast Lock System

FEATURES:

- 4.6 mm Pixel Pitch
- IP65
- Lightweight
- >5000 Nits
- NovaStar A5s Control system
- Hot-swappable LED Modules and control modules

Case for 8x DMT Premiere Series

D7290 Premium Line

DMT

Premiere Series PS5.9N

101721 50 x 50 cm

DMT


Specifications:

Pitch Horz.: 5.95 mm
Pitch Vert.: 5.95 mm
Cab. Res. Width: 84 px
Cab. Res. Height: 84 px
Horz. View °: 140 °
Vert. View °: 140 °
Transparency: 0 %
LED Type: Black Frame
Brightness: 5000 nits
Ctrl System: Novastar
Pwr. Supp.: 100-240 VAC 50-60 Hz
Pwr. Cons.: 300 W
Pwr. Cons. Average: 135 W

Pwr. Conn. In.: powerCON TRUE1 In (Male)
Pwr. Conn. Out.: powerCON TRUE1 Out (Female)
Data Conn. In: etherCON
Data Conn. Out: etherCON
Cab. Width: 500 mm
Cab. Height: 500 mm
Cab. Depth: 65 mm
Weight: 8 kg
IP Rate: IP54 Rear / IP65 Front
Maintenance: Rear Service
Max. Horz. Rigging: 16 Panels
Max. Vert. Rigging: 15 Panels
Lock. Sys.: Fast Lock System

FEATURES:

- 5.9 mm Pixel Pitch
- IP65
- Lightweight
- >5000 Nits
- NovaStar A5s Control system
- Hot-swappable LED Modules and control modules



Case for 8x DMT Premiere Series

D7290 Premium Line

DMT

Premiere Series PS5.9N

101720 50 x 100 cm

DMT

Specifications:

Pitch Horz.: 5.95 mm
Pitch Vert.: 5.95 mm
Cab. Res. Width: 84 px
Cab. Res. Height: 168 px
Horz. View °: 140 °
Vert. View °: 140 °
Transparency: 0 %
LED Type: Black Frame
Brightness: 5000 nits
Ctrl System: Novastar
Pwr. Supp.: 100-240 VAC 50-60 Hz
Pwr. Cons.: 300 W
Pwr. Cons. Average: 135 W

Pwr. Conn. In.: powerCON TRUE1 In (Male)
Pwr. Conn. Out.: powerCON TRUE1 Out (Female)
Data Conn. In: etherCON
Data Conn. Out: etherCON
Cab. Width: 500 mm
Cab. Height: 1000 mm
Cab. Depth: 65 mm
Weight: 13 kg
IP Rate: IP54 Rear / IP65 Front
Maintenance: Rear Service
Max. Horz. Rigging: 30 Panels
Max. Vert. Rigging: 10 Panels
Lock. Sys.: Fast Lock System

FEATURES:

- 5.9 mm Pixel Pitch
- IP65
- Lightweight
- >5000 Nits
- NovaStar A5s Control system
- Hot-swappable LED Modules and control modules



Case for 8x DMT Premiere Series

D7290 Premium Line

DMT



PS 2.9-G2 Indoor

101761 50 x 50 cm mobile LED Screen

DMT

Specifications:

Pitch Horiz.: 2.97 mm
 Pitch Vert.: 2.97 mm
 Cab. Res. Width: 168 px
 Cab. Res. Height: 168 px
 Horz. View °: 160 °
 Vert. View °: 160 °
 Transparency: 0 %
 LED Type: Full Black
 Brightness: 1200 nits
 Ctrl System: Novastar
 Refresh Rate: 2880 Hz
 Pwr. Supp.: 100-240 VAC 50-60 Hz
 Pwr. Cons.: 130 W
 Pwr. Cons. Average: 50 W

Pwr. Conn. In.: powerCON TRUE1 TOP In (Male)
 Pwr. Conn. Out.: powerCON TRUE1 TOP Out (Female)
 Data Conn. In: etherCON
 Data Conn. Out: etherCON
 Cab. Width: 500 mm
 Cab. Height: 500 mm
 Cab. Depth: 66 mm
 Weight: 9 kg
 IP Rate: IP20(indoor use only)
 Maintenance: Front / Rear Service
 Max. Horz. Rigging: 18 Panels
 Max. Vert. Rigging: 18 Panels
 Lock. Sys.: Fast Lock System

FEATURES:

- 2.9 mm Pixel Pitch
- Full Black LEDs
- Suitable for mobile and fixed indoor applications
- Front & Rear service
- Wide 160° view angle
- 50 x 50 cm
- Lightweight and small 66 mm design

Case for 8x DMT Premiere Series

D7290 Premium Line

DMT



PS 2.9-G2 Indoor

101760 50 x 100 cm mobile LED Screen

DMT

Specifications:

Pitch Horiz.: 2.97 mm
 Pitch Vert.: 2.97 mm
 Cab. Res. Width: 168 px
 Cab. Res. Height: 336 px
 Horz. View °: 160 °
 Vert. View °: 160 °
 Transparency: 0 %
 LED Type: Full Black
 Brightness: 1200 nits
 Ctrl System: Novastar
 Refresh Rate: 2880 Hz
 Pwr. Supp.: 100-240 VAC 50-60 Hz
 Pwr. Cons.: 270 W
 Pwr. Cons. Average: 90 W

Pwr. Conn. In.: powerCON TRUE1 TOP In (Male)
 Pwr. Conn. Out.: powerCON TRUE1 TOP Out (Female)
 Data Conn. In: etherCON
 Data Conn. Out: etherCON
 Cab. Width: 500 mm
 Cab. Height: 1000 mm
 Cab. Depth: 66 mm
 Weight: 14.2 kg
 IP Rate: IP20(indoor use only)
 Maintenance: Front / Rear Service
 Max. Horz. Rigging: 18 Panels
 Max. Vert. Rigging: 18 Panels
 Lock. Sys.: Fast Lock System

FEATURES:

- 2.9 mm Pixel Pitch
- Full Black LEDs
- Suitable for mobile and fixed indoor applications
- Front & Rear service
- Wide 160° view angle
- 50 x 100 cm
- Lightweight and small 66 mm design

Case for 8x DMT Premiere Series

D7290 Premium Line

DMT

PS 3.9-G2 Outdoor


101758 50 x 50 cm mobile LED Screen

DMT

Specifications:	Pwr. Conn. In.:	powerCON TRUE1 TOP In (Male)
Pitch Horz.:	Pitch Vert.:	powerCON TRUE1 TOP Out (Female)
Cab. Res. Width:	Data Conn. In.:	etherCON
Cab. Res. Height:	Data Conn. Out.:	etherCON
Horz. View °:	Cab. Width:	500 mm
Vert. View °:	Cab. Height:	500 mm
Transparency:	Cab. Depth:	67 mm
LED Type:	Weight:	7.93 kg
Brightness:	IP Rate:	IP65
Ctrl System:	Maintenance:	Front / Rear Service
Refresh Rate:	Max. Horz. Rigging:	18 Panels
Pwr. Supp.:	Max. Vert. Rigging:	18 Panels
Pwr. Cons.:	Lock. Sys.:	Fast Lock System
Pwr. Cons. Average:		50 W

FEATURES:

- 3.9 mm Pixel Pitch
- Bright 4000 Nits output and Full-Black LEDs
- Suitable for mobile and fixed outdoor applications
- Front & Rear service
- Wide 160° view angle
- 50 x 50 cm
- Small 67 mm design and lightweight



Case for 8x DMT Premiere Series

D7290 Premium Line

DMT

PS 3.9-G2 Outdoor

101757 50 x 100 cm mobile LED Screen

DMT

Specifications:	Pwr. Conn. In.:	powerCON TRUE1 TOP In (Male)
Pitch Horz.:	Pitch Vert.:	powerCON TRUE1 TOP Out (Female)
Cab. Res. Width:	Data Conn. In.:	etherCON
Cab. Res. Height:	Data Conn. Out.:	etherCON
Horz. View °:	Cab. Width:	500 mm
Vert. View °:	Cab. Height:	1000 mm
Transparency:	Cab. Depth:	67 mm
LED Type:	Weight:	12.46 kg
Brightness:	IP Rate:	IP65
Ctrl System:	Maintenance:	Front / Rear Service
Refresh Rate:	Max. Horz. Rigging:	18 Panels
Pwr. Supp.:	Max. Vert. Rigging:	18 Panels
Pwr. Cons.:	Lock. Sys.:	Fast Lock System
Pwr. Cons. Average:		100 W

FEATURES:

- 3.9 mm Pixel Pitch
- Bright 4000 Nits output and Full-Black LEDs
- Suitable for mobile and fixed outdoor applications
- Front & Rear service
- Wide 160° view angle
- 50 x 100 cm
- Small 67 mm design and lightweight



Case for 8x DMT Premiere Series

D7290 Premium Line

DMT



PS 4.6-G2 Outdoor

101753 50 x 50 cm mobile LED Screen

DMT

Specifications:

Pitch Horiz.: 4.63 mm
 Pitch Vert.: 4.63 mm
 Cab. Res. Width: 108 px
 Cab. Res. Height: 108 px
 Horz. View °: 160 °
 Vert. View °: 135 °
 Transparency: 0 %
 LED Type: Black Frame
 Brightness: 5000 nits
 Ctrl System: Novastar
 Refresh Rate: 3840 Hz
 Pwr. Supp.: 100-240 VAC 50-60 Hz
 Pwr. Cons.: 130 W
 Pwr. Cons. Average: 50 W

Pwr. Conn. In.: powerCON TRUE1 TOP In (Male)
 Pwr. Conn. Out.: powerCON TRUE1 TOP Out (Female)
 Data Conn. In: etherCON
 Data Conn. Out: etherCON
 Cab. Width: 500 mm
 Cab. Height: 500 mm
 Cab. Depth: 68 mm
 Weight: 8.05 kg
 IP Rate: IP65
 Maintenance: Front / Rear Service
 Max. Horz. Rigging: 18 Panels
 Max. Vert. Rigging: 18 Panels
 Lock. Sys.: Fast Lock System


FEATURES:

- 4.6 mm Pixel Pitch
- Bright 5000 Nits output and Black frame LEDs
- Suitable for mobile and fixed outdoor applications
- Front & Rear service
- Wide 160° view angle
- 50 x 50 cm
- Small 68 mm design and lightweight

Case for 8x DMT Premiere Series

D7290 Premium Line

DMT



PS 4.6-G2 Outdoor

101752 50 x 100 cm mobile LED Screen

DMT

Specifications:

Pitch Horiz.: 4.63 mm
 Pitch Vert.: 4.63 mm
 Cab. Res. Width: 108 px
 Cab. Res. Height: 216 px
 Horz. View °: 160 °
 Vert. View °: 135 °
 Transparency: 0 %
 LED Type: Black Frame
 Brightness: 5000 nits
 Ctrl System: Novastar
 Refresh Rate: 3840 Hz
 Pwr. Supp.: 100-240 VAC 50-60 Hz
 Pwr. Cons.: 270 W
 Pwr. Cons. Average: 90 W

Pwr. Conn. In.: powerCON TRUE1 TOP In (Male)
 Pwr. Conn. Out.: powerCON TRUE1 TOP Out (Female)
 Data Conn. In: etherCON
 Data Conn. Out: etherCON
 Cab. Width: 500 mm
 Cab. Height: 1000 mm
 Cab. Depth: 68 mm
 Weight: 12.7 kg
 IP Rate: IP65
 Maintenance: Front / Rear Service
 Max. Horz. Rigging: 18 Panels
 Max. Vert. Rigging: 18 Panels
 Lock. Sys.: Fast Lock System

FEATURES:

- 4.6 mm Pixel Pitch
- Bright 5000 Nits output and Black frame LEDs
- Suitable for mobile and fixed outdoor applications
- Front & Rear service
- Wide 160° view angle
- 50 x 100 cm
- Small 68 mm design and lightweight

Case for 8x DMT Premiere Series

D7290 Premium Line

DMT

PS 5.9-G2 Outdoor


101746 50 x 50 cm mobile LED Screen

DMT

Specifications:		Pwr. Conn. In.: powerCON TRUE1 TOP In (Male)
Pitch Horz.:	5.95 mm	Pwr. Conn. Out.: powerCON TRUE1 TOP Out (Female)
Pitch Vert.:	5.95 mm	Data Conn. In.: etherCON
Cab. Res. Width:	84 px	Data Conn. Out.: etherCON
Cab. Res. Height:	84 px	Cab. Width: 500 mm
Horz. View °:	160 °	Cab. Height: 500 mm
Vert. View °:	130 °	Cab. Depth: 69 mm
Transparency:	0 %	Weight: 8 kg
LED Type:	Black Frame	IP Rate: IP65
Brightness:	5000 nits	Maintenance: Front / Rear Service
Ctrl System:	Novastar	Max. Horz. Rigging: 18 Panels
Refresh Rate:	3840 Hz	Max. Vert. Rigging: 18 Panels
Pwr. Supp.:	100-240 VAC 50-60 Hz	Lock. Sys.: Fast Lock System
Pwr. Cons.:	130 W	
Pwr. Cons. Average:	50 W	

FEATURES:

- 5.9 mm Pixel Pitch
- Bright 5000 Nits output and Black Frame LEDs
- Suitable for mobile and fixed outdoor applications
- Front & Rear service
- Wide 160° view angle
- 50 x 50 cm
- Small 69 mm design and lightweight



Case for 8x DMT Premiere Series

D7290 Premium Line

DMT

PS 5.9-G2 Outdoor

101745 50 x 100 cm mobile LED Screen

DMT

Specifications:		Pwr. Conn. In.: powerCON TRUE1 TOP In (Male)
Pitch Horz.:	5.95 mm	Pwr. Conn. Out.: powerCON TRUE1 TOP Out (Female)
Pitch Vert.:	5.95 mm	Data Conn. In.: etherCON
Cab. Res. Width:	84 px	Data Conn. Out.: etherCON
Cab. Res. Height:	168 px	Cab. Width: 500 mm
Horz. View °:	160 °	Cab. Height: 1000 mm
Vert. View °:	130 °	Cab. Depth: 69 mm
Transparency:	0 %	Weight: 12.62 kg
LED Type:	Black Frame	IP Rate: IP65
Brightness:	5000 nits	Maintenance: Front / Rear Service
Ctrl System:	Novastar	Max. Horz. Rigging: 18 Panels
Refresh Rate:	3840 Hz	Max. Vert. Rigging: 18 Panels
Pwr. Supp.:	100-240 VAC 50-60 Hz	Lock. Sys.: Fast Lock System
Pwr. Cons.:	270 W	
Pwr. Cons. Average:	90 W	

FEATURES:

- 5.9 mm Pixel Pitch
- Bright 5000 Nits output and Black Frame LEDs
- Suitable for mobile and fixed outdoor applications
- Front & Rear service
- Wide 160° view angle
- 50 x 100 cm
- Small 69 mm design and lightweight



Case for 8x DMT Premiere Series

D7290 Premium Line

DMT

Pixel Screens
LED Screens



E6-N

101367 50 x 100 cm

DMT

Specifications:

Pitch Horz.: 6.25 mm
 Pitch Vert.: 6.25 mm
 Cab. Res. Width: 80 px
 Cab. Res. Height: 160 px
 Horz. View °: 140 °
 Vert. View °: 140 °
 Transparency: 0 %
 LED Type: Black Face
 Brightness: 1200 nits
 Ctrl System: Novastar
 Refresh Rate: 1600 Hz
 Pwr. Supp.: 100-240 VAC 50-60 Hz
 Pwr. Cons.: 300 W

Pwr. Cons. Average: 100 W
 Pwr. Conn. In.: Pro Power Blue
 Pwr. Conn. Out.: ProPower Grey
 Data Conn. In.: ProCat
 Data Conn. Out.: ProCat
 Cab. Width: 500 mm
 Cab. Height: 1000 mm
 Cab. Depth: 63 mm
 Weight: 11.2 kg
 Curved Angles: -15 / -7.5 / 0 / 7.5 / 15 °
 IP Rate: IP20(indoor use only)
 Maintenance: Rear Service
 Max. Horz. Rigging: 0 Panels
 Max. Vert. Rigging: 10 Panels
 Lock. Sys.: Fast Lock System

FEATURES:

- 6.25 mm Pixel Pitch
- NovaStar Control system
- Curving in 5 different angle positions
- Easy Rigging
- Lightweight (only 11 kg)

Case for 6x E-series LED Screen 100 x 50 cm

D7292 Premium Line

DMT



FI-3.9 Indoor

101860 50 x 75 cm Installation LED Screen

DMT

Specifications:

Pitch Horz.: 3.9 mm
 Pitch Vert.: 3.9 mm
 Cab. Res. Width: 128 px
 Cab. Res. Height: 192 px
 Horz. View °: 140 °
 Vert. View °: 140 °
 Transparency: 0 %
 LED Type: Full Black
 Brightness: 1000 nits
 Ctrl System: Novastar
 Refresh Rate: 1920 Hz
 Pwr. Supp.: 100-240 VAC 50-60 Hz

Pwr. Cons.: 156 W
 Pwr. Cons. Average: 63 W
 Pwr. Conn. In.: Pro Power Blue
 Pwr. Conn. Out.: ProPower Grey
 Data Conn. In: ProCat
 Data Conn. Out: ProCat
 Cab. Width: 500 mm
 Cab. Height: 750 mm
 Cab. Depth: 71 mm
 Weight: 11.1 kg
 IP Rate: IP20(indoor use only)
 Maintenance: Front / Rear Service
 Fix. Mount. Opt.: M6



FEATURES:

- 3.9 mm Pixel Pitch
- Suitable for fixed indoor applications
- Full Black LED
- Front & Rear service
- Wide 140° view angle
- 50 x 75 cm
- Small 71 mm design

FI-3.9 Indoor

101861 50 x 100 cm Installation LED Screen

DMT

Specifications:

Pitch Horz.: 3.9 mm
 Pitch Vert.: 3.9 mm
 Cab. Res. Width: 128 px
 Cab. Res. Height: 256 px
 Horz. View °: 140 °
 Vert. View °: 140 °
 Transparency: 0 %
 LED Type: Full Black
 Brightness: 1000 nits
 Ctrl System: Novastar
 Refresh Rate: 1920 Hz
 Pwr. Supp.: 100-240 VAC 50-60 Hz

Pwr. Cons.: 211 W
 Pwr. Cons. Average: 85 W
 Pwr. Conn. In.: Pro Power Blue
 Pwr. Conn. Out.: ProPower Grey
 Data Conn. In: ProCat
 Data Conn. Out: ProCat
 Cab. Width: 500 mm
 Cab. Height: 1000 mm
 Cab. Depth: 71 mm
 Weight: 14.3 kg
 IP Rate: IP20(indoor use only)
 Maintenance: Front / Rear Service
 Fix. Mount. Opt.: M6



FEATURES:

- 3.9 mm Pixel Pitch
- Suitable for fixed indoor applications
- Full Black LED
- Front & Rear service
- Wide 140° view angle
- 50 x 100 cm
- Small 71 mm design



FI-4.8 Indoor

101865 50 x 75 cm Installation LED Screen

DMT

Specifications:

Pitch Horiz.:	4.8 mm
Pitch Vert.:	4.8 mm
Cab. Res. Width:	104 px
Cab. Res. Height:	156 px
Horz. View °:	140 °
Vert. View °:	140 °
Transparency:	0 %
LED Type:	Black Frame
Brightness:	1000 nits
Ctrl System:	Novastar
Refresh Rate:	1920 Hz
Pwr. Supp.:	100-240 VAC 50-60 Hz

Pwr. Cons.:	144 W
Pwr. Cons. Average:	58 W
Pwr. Conn. In.:	Pro Power Blue
Pwr. Conn. Out.:	ProPower Grey
Data Conn. In.:	ProCat
Data Conn. Out.:	ProCat
Cab. Width:	500 mm
Cab. Height:	750 mm
Cab. Depth:	71 mm
Weight:	11.1 kg
IP Rate:	IP20(indoor use only)
Maintenance:	Front / Rear Service
Fix. Mount. Opt.:	M6

FEATURES:

- 4.8 mm Pixel Pitch
- Suitable for fixed indoor applications
- Black Frame LED
- Front & Rear service
- Wide 140° view angle
- 50 x 75 cm
- Small 71 mm design



FI-4.8 Indoor

101866 50 x 100 cm Installation LED Screen

DMT

Specifications:

Pitch Horiz.:	4.8 mm
Pitch Vert.:	4.8 mm
Cab. Res. Width:	104 px
Cab. Res. Height:	208 px
Horz. View °:	140 °
Vert. View °:	140 °
Transparency:	0 %
LED Type:	Black Frame
Brightness:	1000 nits
Ctrl System:	Novastar
Refresh Rate:	1920 Hz
Pwr. Supp.:	100-240 VAC 50-60 Hz

Pwr. Cons.:	195 W
Pwr. Cons. Average:	78 W
Pwr. Conn. In.:	Pro Power Blue
Pwr. Conn. Out.:	ProPower Grey
Data Conn. In.:	ProCat
Data Conn. Out.:	ProCat
Cab. Width:	500 mm
Cab. Height:	1000 mm
Cab. Depth:	71 mm
Weight:	14.3 kg
IP Rate:	IP20(indoor use only)
Maintenance:	Front / Rear Service
Fix. Mount. Opt.:	M6

FEATURES:

- 4.8 mm Pixel Pitch
- Suitable for fixed indoor applications
- Black Frame LED
- Front & Rear service
- Wide 140° view angle
- 50 x 100 cm
- Small 71 mm design

FI-3.9 Outdoor

101870 50 x 75 cm Installation LED Screen

DMT

Specifications:

Pitch Horz.: 3.9 mm
 Pitch Vert.: 3.9 mm
 Cab. Res. Width: 128 px
 Cab. Res. Height: 192 px
 Horz. View °: 140 °
 Vert. View °: 140 °
 Transparency: 0 %
 LED Type: Full Black
 Brightness: 5000 nits
 Ctrl System: Novastar
 Refresh Rate: 1920 Hz
 Pwr. Supp.: 100-240 VAC 50-60 Hz

Pwr. Cons.: 272 W
 Pwr. Cons. Average: 109 W
 Pwr. Conn. In.: Pro Power TRUE1 In (Male)
 Pwr. Conn. Out.: ProPower TRUE1 Out (Female)
 Data Conn. In: ProCat
 Data Conn. Out: ProCat
 Cab. Width: 500 mm
 Cab. Height: 750 mm
 Cab. Depth: 71 mm
 Weight: 11.4 kg
 IP Rate: IP54 Rear / IP65 Front
 Maintenance: Rear Service
 Fix. Mount. Opt.: M6



FEATURES:

- 3.9 mm Pixel Pitch
- Bright 5000 Nits output and IP65 front
- Suitable for fixed outdoor applications
- Full Black LED
- Wide 140° view angle
- Small 71 mm design
- Rear Service

FI-3.9 Outdoor


101871 50 x 100 cm Installation LED Screen

DMT

Specifications:


Pitch Horz.: 3.9 mm
 Pitch Vert.: 3.9 mm
 Cab. Res. Width: 128 px
 Cab. Res. Height: 256 px
 Horz. View °: 140 °
 Vert. View °: 140 °
 Transparency: 0 %
 LED Type: Full Black
 Brightness: 5000 nits
 Ctrl System: Novastar
 Refresh Rate: 1920 Hz
 Pwr. Supp.: 100-240 VAC 50-60 Hz

Pwr. Cons.: 355 W
 Pwr. Cons. Average: 142 W
 Pwr. Conn. In.: Pro Power TRUE1 In (Male)
 Pwr. Conn. Out.: ProPower TRUE1 Out (Female)
 Data Conn. In: ProCat
 Data Conn. Out: ProCat
 Cab. Width: 500 mm
 Cab. Height: 1000 mm
 Cab. Depth: 71 mm
 Weight: 14.9 kg
 IP Rate: IP54 Rear / IP65 Front
 Maintenance: Rear Service
 Fix. Mount. Opt.: M6



FEATURES:

- 3.9 mm Pixel Pitch
- Bright 5000 Nits output and IP65 front
- Suitable for fixed outdoor applications
- Full Black LED
- Wide 140° view angle
- Small 71 mm design
- Rear Service



FI-4.8 Outdoor

101875 50 x 75 cm Installation LED Screen

DMT

Specifications:

Pitch Horz.:	4.8 mm	Pwr. Cons.:	203 W
Pitch Vert.:	4.8 mm	Pwr. Cons. Average:	82 W
Cab. Res. Width:	104 px	Pwr. Conn. In.:	Pro Power TRUE1 In (Male)
Cab. Res. Height:	156 px	Pwr. Conn. Out.:	ProPower TRUE1 Out (Female)
Horz. View °:	140 °	Data Conn. In:	ProCat
Vert. View °:	140 °	Data Conn. Out:	ProCat
Transparency:	0 %	Cab. Width:	500 mm
LED Type:	Black Frame	Cab. Height:	750 mm
Brightness:	5500 nits	Cab. Depth:	71 mm
Ctrl System:	Novastar	Weight:	11.4 kg
Refresh Rate:	1920 Hz	IP Rate:	IP54 Rear / IP65 Front
Pwr. Supp.:	100-240 VAC 50-60 Hz	Maintenance:	Rear Service
		Fix. Mount. Opt.:	M6

FEATURES:

- 4.8 mm Pixel Pitch
- Bright 5500 Nits output and IP65 front
- Suitable for fixed outdoor applications
- Black Frame LED
- Wide 140° view angle
- Small 71 mm design
- Rear Service



FI-4.8 Outdoor

101876 50 x 100 cm Installation LED Screen

DMT

Specifications:

Pitch Horz.:	4.8 mm	Pwr. Cons.:	278 W
Pitch Vert.:	4.8 mm	Pwr. Cons. Average:	111 W
Cab. Res. Width:	104 px	Pwr. Conn. In.:	Pro Power TRUE1 In (Male)
Cab. Res. Height:	208 px	Pwr. Conn. Out.:	ProPower TRUE1 Out (Female)
Horz. View °:	140 °	Data Conn. In:	ProCat
Vert. View °:	140 °	Data Conn. Out:	ProCat
Transparency:	0 %	Cab. Width:	500 mm
LED Type:	Black Frame	Cab. Height:	1000 mm
Brightness:	5500 nits	Cab. Depth:	71 mm
Ctrl System:	Novastar	Weight:	14.9 kg
Refresh Rate:	1920 Hz	IP Rate:	IP54 Rear / IP65 Front
Pwr. Supp.:	100-240 VAC 50-60 Hz	Maintenance:	Rear Service
		Fix. Mount. Opt.:	M6

FEATURES:

- 4.8 mm Pixel Pitch
- Bright 5500 Nits output and IP65 front
- Suitable for fixed outdoor applications
- Black Frame LED
- Wide 140° view angle
- Small 71 mm design
- Rear service

FI Install Series


101850 FI 1.2 mm

DMT

Specifications:

Pitch Horz.:	1.25 mm
Pitch Vert.:	1.25 mm
Cab. Res. Width:	480 px
Cab. Res. Height:	270 px
Horz. View °:	160 °
Vert. View °:	160 °
Transparency:	0 %
LED Type:	Full Black
Brightness:	800 nits
Ctrl System:	Novastar
Refresh Rate:	3840 Hz
Pwr. Supp.:	100-240 VAC 50-60 Hz
Pwr. Cons.:	110 W

Pwr. Cons. Average:	27 W
Pwr. Conn. In.:	Internal Powerlink with custom power connector
Pwr. Conn. Out.:	Internal Powerlink with custom power connector
Data Conn. In:	RJ45
Data Conn. Out:	RJ45
Cab. Width:	600 mm
Cab. Height:	337.5 mm
Cab. Depth:	76 mm
Weight:	8 kg
IP Rate:	IP20(indoor use only)
Maintenance:	Front / Rear Service
Fix. Mount. Opt.:	M8



FEATURES:

- Pixel Pitch 1.25 mm
- High refresh rate
- Front & Rear Service
- 160° viewing angle
- Lightweight

FI Install Series


101851 FI 1.5 mm

DMT

Specifications:

Pitch Horz.:	1.56 mm
Pitch Vert.:	1.56 mm
Cab. Res. Width:	384 px
Cab. Res. Height:	216 px
Horz. View °:	160 °
Vert. View °:	160 °
Transparency:	0 %
LED Type:	Full Black
Brightness:	800 nits
Ctrl System:	Novastar
Refresh Rate:	3840 Hz
Pwr. Supp.:	100-240 VAC 50-60 Hz
Pwr. Cons.:	96 W

Pwr. Cons. Average:	25 W
Pwr. Conn. In.:	Internal Powerlink with custom power connector
Pwr. Conn. Out.:	Internal Powerlink with custom power connector
Data Conn. In:	RJ45
Data Conn. Out:	RJ45
Cab. Width:	600 mm
Cab. Height:	337.5 mm
Cab. Depth:	76 mm
Weight:	8 kg
IP Rate:	IP20(indoor use only)
Maintenance:	Front / Rear Service
Fix. Mount. Opt.:	M8




FEATURES:

- Pixel Pitch 1.56 mm
- High refresh rate
- Front & Rear service
- 160° viewing angle
- Lightweight

Installation Screens

LED Screens



FI Install Series

101852 FI 1.8 mm

DMT

Specifications:

Pitch Horz.: 1.87 mm
Pitch Vert.: 1.87 mm
Cab. Res. Width: 320 px
Cab. Res. Height: 180 px
Horz. View °: 160 °
Vert. View °: 160 °
Transparency: 0 %
LED Type: Full Black
Brightness: 800 nits
Ctrl System: Novastar
Refresh Rate: 3840 Hz
Pwr. Supp.: 100-240 VAC 50-60 Hz
Pwr. Cons.: 92 W

Pwr. Cons. Average: 24 W
Pwr. Conn. In.: Internal Powerlink with custom power connector
Pwr. Conn. Out.: Internal Powerlink with custom power connector
Data Conn. In: RJ45
Data Conn. Out: RJ45
Cab. Width: 600 mm
Cab. Height: 337.5 mm
Cab. Depth: 76 mm
Weight: 8 kg
IP Rate: IP20(indoor use only)
Maintenance: Front / Rear Service
Fix. Mount. Opt.: M8

FEATURES:

- Pixel Pitch 1.87 mm
- High refresh rate
- Front & Rear service
- 160° viewing angle
- Lightweight



FI Install Series

101541 6 mm Permanent Outdoor

DMT

Specifications:

Pitch Horz.: 6.67 mm
 Pitch Vert.: 6.67 mm
 Cab. Res. Width: 96 px
 Cab. Res. Height: 108 px
 Horz. View °: 110 °
 Vert. View °: 110 °
 Transparency: 0 %
 LED Type: Black Frame
 Brightness: 5500 nits
 Ctrl System: Novastar
 Pwr. Supp.: 100-240 VAC 50-60 Hz
 Pwr. Cons.: 260 W

Pwr. Cons. Average: 85 W
 Pwr. Conn. In.: powerCON TRUE1 In (Male)
 Pwr. Conn. Out.: powerCON TRUE1 Out (Female)
 Data Conn. In: etherCON
 Data Conn. Out: etherCON
 Cab. Width: 640 mm
 Cab. Height: 720 mm
 Cab. Depth: 113 mm
 Weight: 19 kg
 IP Rate: IP65
 Maintenance: Rear Service
 Max. Vert. Rigging: 10 Panels
 Lock. Sys.: Fast Lock System

FEATURES:

- 6.67 mm outdoor LED screen
- IP65
- Permanent outdoor use
- Ideal for stadiums, outdoor advertisement, or signage solutions



FI Install Series

101531 10 mm Permanent Outdoor

DMT

Specifications:

Pitch Horz.: 10 mm
 Pitch Vert.: 10 mm
 Cab. Res. Width: 64 px
 Cab. Res. Height: 72 px
 Horz. View °: 110 °
 Vert. View °: 110 °
 Transparency: 0 %
 LED Type: Black Frame
 Brightness: 5000 nits
 Ctrl System: Novastar
 Pwr. Supp.: 100-240 VAC 50-60 Hz
 Pwr. Cons.: 300 W
 Pwr. Cons. Average: 100 W

Pwr. Conn. In.: powerCON TRUE1 In (Male)
 Pwr. Conn. Out.: powerCON TRUE1 Out (Female)
 Data Conn. In: etherCON
 Data Conn. Out: etherCON
 Cab. Width: 640 mm
 Cab. Height: 720 mm
 Cab. Depth: 119 mm
 Weight: 19 kg
 Curved Angles: -7.5 °
 IP Rate: IP65
 Maintenance: Rear Service
 Max. Vert. Rigging: 25 Panels
 Lock. Sys.: Fast Lock System

FEATURES:

- 10 mm outdoor LED screen
- IP65
- Permanent outdoor use
- Ideal for stadiums, outdoor advertisement, or signage solutions





Rigging Bar for Premiere Series

101740 Single

DMT

Specifications:

Length (mm):	500 mm
Width (mm):	70 mm
Height (mm):	60 mm
Weight:	4.2 kg
SF:	10:1
Max. Horz. Rigging:	10 Panels
Max. Vert. Rigging:	10 Panels



Rigging Bar for Premiere Series

101741 Double

DMT

Specifications:

Length (mm):	1000 mm
Width (mm):	70 mm
Height (mm):	60 mm
Weight:	8.3 kg
SF:	10:1
Max. Horz. Rigging:	10 Panels
Max. Vert. Rigging:	10 Panels



Rigging Bar for Premiere Series

101742 Triple

DMT

Specifications:

Length (mm):	1500 mm
Width (mm):	70 mm
Height (mm):	60 mm
Weight:	11.9 kg
SF:	10:1
Max. Horz. Rigging:	10 Panels
Max. Vert. Rigging:	10 Panels



Stacking Bracket

101743 Premiere Series

DMT

Specifications:

Length (mm):	272 mm
Width (mm):	133 mm
Height (mm):	50 mm
Weight:	1.42 kg



Perimeter Bracket for Premiere Series

101744 For all all Premiere Serie LED screens

DMT

Specifications:

Length (mm):	647 mm
Base Length:	647 mm
Width (mm):	998 mm
Base Width:	998 mm
Height (mm):	1000 mm
Weight:	9.81 kg
Max. Stack Height:	1 m
Lock. Sys.:	Fast Lock System

Mounting Bracket for FI-3.9 and FI-4.8 Series

101881 Mounting Bracket

DMT

Specifications:

Length (mm):	100 mm
Width (mm):	125 mm
Height (mm):	60 mm
Weight:	0.34 kg



Alignment Plate for FI-3.9 and FI-4.8 Series

101882 Alignment Plate

DMT

Specifications:

Length (mm):	100 mm
Width (mm):	100 mm
Height (mm):	9 mm
Weight:	0.19 kg



Rigging Bar for E6

101378 Single

DMT

Specifications:

Length (mm):	65 mm
Width (mm):	474 mm
Height (mm):	70 mm
Weight:	4.1 kg
SF:	10:1
Max. Vert. Rigging:	10 Panels



Rigging Bar for E6

101379 Double

DMT

Specifications:

Length (mm):	65 mm
Width (mm):	974 mm
Height (mm):	70 mm
Weight:	8.2 kg
SF:	10:1
Max. Vert. Rigging:	10 Panels



Front Service Tool for PS-G2

101765 Front Service tool

DMT

Specifications:

Material:	Aluminium
-----------	-----------



Front Service Tool for FI3.9/4.8 Indoor

101880 Front Service tool

DMT

Specifications:

Height (mm):	103 mm
Length (mm):	165 mm
Width (mm):	115 mm
Material:	Metal
Housing:	Metal
Weight:	1.92 kg





MSD-300

101610 Sender Box

NOVASTAR

Specifications:

DVI Single Link: 1
 Light Sens. Prt.: 1
 Scale funct.: No
 Ctrl System: Novastar

Max. Load. Cap.: 1300000 px
 Max. In. Res.: Width and Height can be defined by users
 Pwr. Supp.: 5 VDC
 Pwr. Cons.: 0.1 W
 Data Conn. Out: RJ45

FEATURES:

- Cabinet config files saving and sending
- 2x ethernet output port
- DVI video Input port
- Lightsensor interface port
- Audio Input



MCTRL-300

101629 Sender Box

NOVASTAR

Specifications:

DVI Single Link: 1
 Scale funct.: No
 Ctrl System: Novastar
 Max. Load. Cap.: 1300000 px

Max. In. Res.: Width and Height can be defined by users
 Pwr. Supp.: 100-240 VAC 50-60 Hz
 Pwr. Cons.: 16 W
 Pwr. Conn. In.: IEC C13 female
 Data Conn. Out: RJ45

FEATURES:

- Cabinet config files saving and sending
- 2x ethernet output port
- DVI Video Input port
- Light sensor interface port
- Audio Input



MCTRL600

101622 Sender Box

NOVASTAR

Specifications:

HDMI 1.3: 1
 DVI Single Link: 1
 Ctrl System: Novastar
 Max. Load. Cap.: 2300000 px
 Max. In. Res.: Width and Height can be

defined by users
 Controlling Mode: USB
 Pwr. Supp.: 100-240 VAC 50-60 Hz
 Pwr. Cons.: 16 W
 Pwr. Conn. In.: IEC C13 female
 Data Conn. Out: RJ45

FEATURES:

- Cabinet config files saving and sending
- Full HD Pixels capacity
- HDCP & 12-bit HDMI/DVI input
- 8/10/12-bit Colour Depth
- 4x gigabit ethernet output port
- Audio input
- Lightsensor input

MCTRL-660

101620 Sender Box

NOVASTAR

Specifications:

HDMI 1.3:	1
DVI Single Link:	1
HDMI 1.3 (loop):	1
DVI Single Link (loop):	1
Scale funct.:	No
Ctrl System:	Novastar

Max. Load. Cap.:	2300000 px
Max. In. Res.:	Width and Height can be defined by users
Pwr. Supp.:	100-240 VAC 50-60 Hz
Pwr. Cons.:	16 W
Data Conn. In:	RJ45 / USB
Data Conn. Out:	RJ45

FEATURES:

- Cabinet config files saving and sending
- Brightness, colour and Test Pattern adjustable by knob
- Full HD Pixels capacity
- HDCP & 12-bit HDMI



MCTRL-660 Pro

101621 Sender Box

NOVASTAR

Specifications:

HDMI 1.4a:	1
DVI Single Link:	1
3G-SDI:	1
HDMI 1.4a (loop):	1
DVI Single Link (loop):	1
3G-SDI (loop):	1
SFP Slot Type:	10G
SFP Slots:	2

Scale funct.:	No
GenLock:	In & Out
Max. Load. Cap.:	2300000 px
Max. In. Res.:	Width and Height can be defined by users
Pwr. Supp.:	100-240 VAC 50-60 Hz
Pwr. Cons.:	20 W
Data Conn. In:	RJ45 / USB
Data Conn. Out:	RJ45

FEATURES:

- Low latency of less than 1 frame
- Cabinet config files saving and sending
- Brightness, colour and test pattern adjustable by knob
- Full HD capacity
- 8/10/12-bit colour Depth
- 3G-SDI Input/loop
- 6 x gigabit ethernet output port
- 2 x 10G optical output port
- Genlock In / Loop



Novastar MCTRL-700

101619 Sender Box

NOVASTAR


Specifications:

Stereo In.:	1
Stereo In. Conn.:	TRS bal. 3.5 mm
HDMI 1.3:	1
DVI Single Link:	1
Main Out.:	6
HDMI 1.3 (loop):	1
DVI Single Link (loop):	1

Scale funct.:	No
GenLock:	No
Max. Load. Cap.:	2300000 px
Max. In. Res.:	1920 x 1200
Controlling Mode:	USB
Pwr. Supp.:	100-240 VAC 50-60 Hz
Pwr. Cons.:	12 W
Pwr. Conn. In.:	IEC C13 female
Data Conn. Out:	RJ45

FEATURES:

- 6x Gigabit Ethernet output sender box
- HDMI, DVI and audio input
- 8/10/12-bit Colour Depth
- Full HD pixel capacity
- Control up to 2.3 million pixels
- Multiple units cascable for uniform control
- Cabinet config files saving and sending





VX4S-N

101628 Video Processor

NOVASTAR

Specifications:

Stereo In.:	1
Stereo In. Conn.:	TRS bal. 3.5 mm
DP1.1:	1
HDMI 1.3:	1
DVI Single Link:	1
3G-SDI:	1
VGA (in):	1
CVBS (in):	1
Main Out.:	4
DVI Single Link (loop):	1
DVI Single Link (Mon. Out.):	1

3G-SDI (loop):	1
Scale funct.:	Yes
Image Mosaic:	Yes
PIP:	Yes
Ctrl System:	Novastar
Max. Load. Cap.:	2300000 px
Max. In. Res.:	1920 x 1200 / Width and Height can be defined by users
Controlling Mode:	Ethernet / USB
Pwr. Supp.:	100-240 VAC 50-60 Hz
Pwr. Cons.:	25 W
Pwr. Conn. In.:	IEC C13 female
Data Conn. In.:	RJ45 / USB A
Data Conn. Out.:	RJ45 / USB B

FEATURES:

- Internal scaling function
- Supports 3G-SDI, DVI, HDMI 1.3, DisplayPort, VGA, CVBS
- High bit depth video input (8/10 bit)
- Supports Image Mosaic
- 4 output ports control up to 2,300,000 pixels
- Supports PIP



VX6S

101632 Video Processor

NOVASTAR

Specifications:

HDMI 1.3:	2
DVI Single Link:	2
3G-SDI:	2
Main Out.:	6
DVI Single Link (loop):	1
Scale funct.:	Yes
Ctrl System:	Novastar
Max. Load. Cap.:	3900000 px

Max. In. Res.:	1920 x 1200 / Width and Height can be defined by users
Controlling Mode:	Ethernet / USB
Pwr. Supp.:	100-240 VAC 50-60 Hz
Pwr. Cons.:	16 W
DMX Conn. out.:	RJ45
Data Conn. In.:	RJ45
Data Conn. Out.:	RJ45

FEATURES:

- Input: 2x 3G-SDI, 2x HDMI 1.3, 2x DVI, 1x USB (for content playback)
- Outputs: 6x ethernet output port
- Maximum video output width is 4096P
- Internal scaling function
- Switching effects, quick seamless switching and fade
- Supports 3x layers and 1x OSD
- Supports PGM preview in switcher mode
- Supports adjustment of input resolutions and backup of input source



VX1000

101627 Video Processor

NOVASTAR

Specifications:

HDMI 1.4a:	2
DVI Dual Link:	2
3G-SDI:	1
Main Out.:	10
HDMI 1.3 (MVR):	1
HDMI 1.4a (loop):	1
DVI Dual Link (loop):	1
3G-SDI (loop):	1
SFP Slot Type:	10G
SFP Slots:	2
Scale funct.:	Yes
Image Mosaic:	Yes

PIP:	Yes
Layers:	3
GenLock:	In & Out
Max. Load. Cap.:	6500000 px
Max. In. Res.:	3840 x 1080 / Width and Height can be defined by users
Controlling Mode:	Ethernet / USB
Pwr. Supp.:	100-240 VAC 50-60 Hz
Pwr. Cons.:	28 W
Pwr. Conn. In.:	IEC C13 female
Data Conn. In.:	RJ45 / USB
Data Conn. Out.:	RJ45

FEATURES:

- Internal scaling function
- Inputs: 1x 3G-SDI, 2x DVI, 2x HDMI 1.4
- Outputs: 1x HDMI 1.3, 10x Ethernet, 2x optical (optional)
- Supports Image Mosaic
- Supports 2x PIP
- 10 output ports control up to 6,500,000 pixels
- Up to 4 units can be combined for higher resolutions

Pro HD

101631 Video Processor

NOVASTAR

Specifications:

DP1.1:	1
HDMI 1.3:	1
DVI Single Link:	1
3G-SDI:	1
VGA (in):	1
CVBS (in):	1
HDMI 1.3 (loop):	1

DVI Single Link (loop):	2
GenLock:	In & Out
Ctrl System:	Novastar
Max. Load. Cap.:	2300000 px
Controlling Mode:	Ethernet / USB
Pwr. Supp.:	100-240 VAC 50-60 Hz
Pwr. Cons.:	30 W
Data Conn. Out:	etherCON

FEATURES:

- All-in-One controller with scaler and PIP
- Input: DP/ HDMI / DVI / VGA / CVBS / SDI
- 8/10/12-bit colour depth
- 4x gigabit ethernet output port
- 4x fibre optical output port
- Monitor output 1x HDMI/1x DVI
- Audio input
- DMX512 In/Output
- Genlock



Phobos R5

101650 Sender Box

NOVASTAR

Specifications:

HDMI 1.4a:	1
DVI Dual Link:	1
6G-SDI:	1
Main Out.:	8
GenLock:	In & Out

Ctrl System:	Novastar
Max. Load. Cap.:	5200000 px
Controlling Mode:	Ethernet / USB
Pwr. Supp.:	100-240 VAC 50-60 Hz
Pwr. Cons.:	25 W
Pwr. Conn. In.:	IEC C13 female
Data Conn. Out:	etherCON / RJ45

FEATURES:

- Free rotation
- Neutrik etherCON outputs
- Easy operation
- 4 K capacity



Phobos MCTRL4K

101652 Sender Box

NOVASTAR

Specifications:

DP1.2:	1
HDMI 2.0:	1
DVI Dual Link:	2
Main Out.:	16
SFP Slot Type:	10G
SFP Slots:	4
Scale funct.:	No
GenLock:	In & Out

Ctrl System:	Novastar
Max. Load. Cap.:	10400000 px
Max. In. Res.:	Width and Height can be defined by users
Controlling Mode:	Ethernet / USB
Pwr. Supp.:	100-240 VAC 50-60 Hz
Pwr. Cons.:	30 W
Pwr. Conn. In.:	IEC C13 female
Data Conn. Out:	etherCON / RJ45

FEATURES:

- Real 4 K Controller
- HDR10 supported
- DP 1.2 / Dual-link DVI / HDMI 2.0
- 8/10/12-bit Colour Depth
- 16 x gigabit ethernet output port
- 4 x optical fibre output port
- Genlock





NovaPro UHD Jr

101633 All in one Controller

NOVASTAR

Specifications:

DP1.1:	1
HDMI 2.0:	1
DVI Single Link:	4
12G-SDI:	2
HDMI 2.0 (loop):	1
12G-SDI (loop):	2
GenLock:	In & Out

Max. Load. Cap.:	10400000 px
Max. In. Res.:	2048 x 1152 / 3840 x 1080 / 3840 x 2160 / 4096 x 2160
Controlling Mode:	Ethernet / USB
Pwr. Supp.:	100-240 VAC 50-60 Hz
Pwr. Cons.:	70 W
Pwr. Conn. In.:	IEC C13 female
Data Conn. Out:	etherCON

FEATURES:

- All-in-One 4K controller with scaler and PIP
- HDR10 supported
- DVI / DP 1.2 / HDMI 2.0 / 12G-SDI
- 8/10/12-bit colour depth
- 16 x gigabit ethernet output port
- 4 x fibre optical output port
- Genlock

NovaPro UHD

101634 All in one Controller

NOVASTAR

Specifications:

DP1.2:	1
HDMI 1.3:	4
HDMI 2.0:	1
12G-SDI:	4
Main Out.:	16
HDMI 1.3 (MVR):	1
HDMI 2.0 (loop):	1

HDMI (for ctrl):	1
GenLock:	In & Out
Ctrl System:	Novastar
Max. Load. Cap.:	10400000 px
Max. In. Res.:	1920 x 1080 / 4K x 2K / Width and Height can be defined by users
Pwr. Supp.:	100-240 VAC 50-60 Hz
Pwr. Cons.:	180 W

FEATURES:

- All-in-One 4K controller with scaler and Video Switching functions
- Master VI smart platform for direct control
- DP 1.2 / HDMI 2.0 / HDMI 1.3 / 12G-SDI
- 8/10/12-bit colour depth
- 16 x gigabit ethernet output port
- 4 x 10G SFP fibre port
- Genlock

Taurus T3

101689 Multimedia Player & Sender Box for LED screen

NOVASTAR

Specifications:

Light Sens. Prt.:	1	Scale funct.:	Yes
Temp. Sens. Prt.:	1	Ctrl System:	Novastar
Int. Media player:	Yes	Max. Load. Cap.:	650000 px
Processor:	1.5 GHz - Eight-core	Controlling Mode:	Ethernet / Wi-Fi
Memory:	2 GB	Pwr. Supp.:	5 VDC
Int. Storage:	8 GB	Pwr. Cons.:	15 W
Local Content Upload:	Ethernet / USB	Pwr. Conn. In.:	Terminal
		Data Conn. In.:	RJ45 / USB
		Data Conn. Out:	RJ45

FEATURES:

- All-in-one solution: mediaplayer and sendingcard with scaling function
- Control up to 650,000 pixels
- Connect via Ethernet, Wi-Fi or 4G
- Upload new media and change screen settings remotely via Mobile/PC
- 2 ethernet output ports (1 for fixed backup)
- USB port and 8 GB internal memory
- Temperature and light sensor port



Taurus T6

101690 Multimedia Player & Sender Box for LED screen


NOVASTAR

Specifications:

HDMI 1.3:	1	Local Content Upload:	Ethernet / USB
Light Sens. Prt.:	1	Scale funct.:	Yes
Temp. Sens. Prt.:	1	Ctrl System:	Novastar
HDMI 1.3 (loop):	1	Max. Load. Cap.:	1300000 px
Int. Media player:	Yes	Controlling Mode:	Ethernet / Wi-Fi
Processor:	1.5 GHz - Eight-core	Pwr. Supp.:	5 VDC
Memory:	2 GB	Pwr. Cons.:	18 W
Int. Storage:	8 GB	Pwr. Conn. In.:	Terminal
		Data Conn. In.:	RJ45 / USB
		Data Conn. Out:	RJ45

FEATURES:

- All-in-one solution: mediaplayer and sendingcard with scaling function
- Control up to 1,300,000 pixels
- Connect via HDMI, Ethernet, Wi-Fi or 4G
- Upload new media and change screen settings remotely via Mobile/PC
- 4 ethernet output ports (2 for fixed backup)
- USB port and 8 GB internal memory
- Temperature and light sensor port





Taurus TB3

101691 Multimedia Player & Sender Box for LED screen

NOVASTAR

Specifications:	Scale funct.:	Yes
Light Sens. Prt.:	Ctrl System:	Novastar
Temp. Sens. Prt.:	Max. Load. Cap.:	650000 px
Int. Media player:	Pwr. Supp.:	100-240 VAC 50-60 Hz
Processor:	Pwr. Cons.:	15 W
Memory:	Pwr. Conn. In.:	IEC C13 female
Int. Storage:	Data Conn. In.:	RJ45 / USB
Local Content Upload:	Data Conn. Out.:	RJ45

FEATURES:

- All-in-one solution: mediaplayer and sendingcard with scaling function
- Control up to 650,000 pixels
- Connect via Ethernet, Wi-Fi or 4G
- Upload new media and change screen settings remotely via Mobile/PC
- 2 ethernet output ports (1 for fixed backup)
- USB port and 8 GB internal memory
- Temperature and light sensor port



Taurus TB6

101692 Multimedia Player & Sender Box for LED screen

Specifications:	Local Content Upload:	Ethernet / USB
HDMI 1.3:	Scale funct.:	Yes
Light Sens. Prt.:	Ctrl System:	Novastar
Temp. Sens. Prt.:	Max. Load. Cap.:	1300000 px
HDMI 1.3 (loop):	Pwr. Supp.:	100-240 VAC 50-60 Hz
Int. Media player:	Pwr. Cons.:	18 W
Processor:	Pwr. Conn. In.:	IEC C13 female
Memory:	Data Conn. In.:	RJ45 / USB
Int. Storage:	Data Conn. Out.:	RJ45

FEATURES:

- All-in-one solution: mediaplayer and sendingcard with scaling function
- Control up to 1,300,000 pixels
- Connect via HDMI, Ethernet, Wi-Fi or 4G
- Upload new media and change screen settings remotely via Mobile/PC
- 4 ethernet output ports (2 for fixed backup)
- USB port and 8 GB internal memory
- Temperature and light sensor port





Taurus TB8

101693 Multimedia Player & Sender Box for LED screen

Specifications:		Local Content Upload: Ethernet / USB
HDMI 1.3:	1	Scale funct.: Yes
Light Sens. Prt.:	1	Ctrl System: Novastar
Temp. Sens. Prt.:	1	Max. Load. Cap.: 2300000 px
HDMI 1.3 (loop):	1	Pwr. Supp.: 100-240 VAC 50-60 Hz
Int. Media player:	Yes	Pwr. Cons.: 20 W
Processor:	1.5 GHz - Eight-core	Pwr. Conn. In.: IEC C13 female
Memory:	2 GB	Data Conn. In.: RJ45 / USB
Int. Storage:	8 GB	Data Conn. Out: RJ45

FEATURES:

- All-in-one solution: mediaplayer and sendingcard with scaling function
- Control up to 2,300,000 pixels
- Connect via HDMI, ethernet, Wi-Fi or 4G
- Upload new media and change screen settings remotely via Mobile/PC
- 4 ethernet output ports (main or backup port)
- USB port and 8 GB internal memory
- Temperature and light sensor port



TCB-300

101696 Multimedia Player

Specifications:		Local Content Upload: Ethernet / USB
Main Out.:	1	Scale funct.: Yes
HDMI 1.3 (loop):	1	Pwr. Supp.: 100-240 VAC 50-60 Hz
Processor:	1.2 GHz	Pwr. Cons.: 15 W
Memory:	1 GB	Data Conn. In.: RJ45 / USB
Int. Storage:	32 GB	Data Conn. Out: HDMI

FEATURES:

- Media player with HDMI & Audio output
- Built-in Wi-Fi Access point for easy content upload by smart phone or tablet
- VNNOX cloud platform
- 4G module optionally available



Video Processors


AV Controllers

H Series 4x DVI Input Card

NOVASTAR

101660 Single and Dual Link

DVI Single Link: 4
 DVI Dual Link: 2
 Input Slots: 1
 Max. In. Res.: 2048 x 1152 / 3840 x 1080



H Series 4x HDMI Input Card

NOVASTAR

101661 4x HDMI 1.3 or 2x HDMI 1.4

HDMI 1.3: 2
 HDMI 1.4a: 2
 Input Slots: 1
 Max. In. Res.: 2048 x 1152 / 3840 x 1080



H Series 1x HDMI 2.0 / 1x DP 1.2 Input Card

NOVASTAR

101662 1x HDMI 2.0 or 1x DP 1.2

DP1.2: 1
 HDMI 2.0: 1
 Input Slots: 1
 Max. In. Res.: 8192 x 1080 / 4096 x 2160



H Series 2x RJ45 IP Input Card

NOVASTAR

101663 For Streaming Video Sources

Ip Decoding: 2
 Input Slots: 1
 Max. In. Res.: 1920 x 1080 / 3840 x 2160
 Data Conn. In: RJ45



H Series 4x 3G-SDI Input Card

NOVASTAR

101664 4x Full HD @ 60 Hz

3G-SDI: 4
 Input Slots: 1
 Max. In. Res.: 1920 x 1080



H Series 2x CVBS / 2x VGA Input Card

NOVASTAR

101665 Supports VGA, PAL, and NTSC

VGA (in): 2
 CVBS (in): 2
 Input Slots: 1
 Max. In. Res.: 1920 x 1080



H Series 4x VGA Input Card

NOVASTAR

101666 4x 1920x1200 @60 Hz

VGA (in): 4
 Input Slots: 1
 Max. In. Res.: 1920 x 1080



H Series 2x DP 1.1 Input Card

NOVASTAR

101667 2x DP 1.1 – 2x 4K @30 Hz

DP1.1: 2
 Input Slots: 1
 Max. In. Res.: 3840 x 1080




H Series 1x 12G-SDI Input Card

NOVASTAR

101668 Up to 4096x2160 @ 60 Hz

12G-SDI: 1
 Input Slots: 1
 12G-SDI (loop): 1
 Max. In. Res.: 4096 x 2160



H Series 16x RJ45 plus 2x Fibre 4K Sending Card

NOVASTAR

101670 Drives up to 10,400,000 pixels

Main Out.: 16
 Output Slots: 2
 SFP Slot Type: 10G
 SFP Slots: 2
 Scale funct.: Yes
 Max. Load. Cap.: 10400000 px
 Greyscale Processing: 10 bit
 Data Conn. Out: RJ45



H Series 20x RJ45 4K Sending Card

NOVASTAR

101671 Drives up to 13,000,000 pixels

Main Out.: 20
 Output Slots: 2
 Scale funct.: Yes
 Max. Load. Cap.: 13000000 px
 Greyscale Processing: 10 bit
 Data Conn. Out: RJ45




H Series 2x RJ45 plus 1x HDMI 1.3 Preview Card

NOVASTAR

101672 Connect to network or monitor

Main Out.: 2
 HDMI 1.3 (MVR): 1
 Output Slots: 1
 Data Conn. Out: RJ45







H-Series H2 Main Frame

101675 Video Wall Splicer for 26 Megapixels

NOVASTAR

Specifications:

RS-232: 1
Input Slots: 4
Output Slots: 2
Scale funct.: Yes
Crop Set.: Yes
Layers: 32

GenLock: In & Out
Max. Load. Cap.: 26000000 px
Controlling Mode: Ethernet / RS232
Pwr. Supp.: 100-240 VAC 50-60 Hz
Pwr. Cons.: 210 W
Pwr. Conn. In.: IEC C13 female
Data Conn. In: RJ45
Data Conn. Out: RJ45

FEATURES:

- Supports up to 26,000,000 pixels, 4 input cards, and 2 output cards
- HDR10, HLG, and 10-bit processing
- Web Control



H-Series H5 Main Frame

101676 Video Wall Splicer for 39 Megapixels

NOVASTAR

Specifications:

RS-232: 1
Input Slots: 10
Output Slots: 3
Scale funct.: Yes
Crop Set.: Yes
Layers: 48

GenLock: In & Out
Max. Load. Cap.: 39000000 px
Controlling Mode: Ethernet / RS232
Pwr. Supp.: 100-240 VAC 50-60 Hz
Pwr. Cons.: 400 W
Pwr. Conn. In.: IEC C13 female
Data Conn. In: RJ45
Data Conn. Out: RJ45

FEATURES:

- Supports up to 39,000,000 pixels, 10 input cards, and 3 output cards
- Supports redundant power supply
- HDR10, HLG, and 10-bit processing
- Web Control



H-Series H9 Main Frame

101677 Video Wall Splicer for 65 Megapixels

NOVASTAR

Specifications:

RS-232: 1
Input Slots: 15
Output Slots: 5
Scale funct.: Yes
Crop Set.: Yes
Layers: 80

GenLock: In & Out
Max. Load. Cap.: 65000000 px
Controlling Mode: Ethernet / RS232
Pwr. Supp.: 100-240 VAC 50-60 Hz
Pwr. Cons.: 450 W
Pwr. Conn. In.: IEC C13 female
Data Conn. In: RJ45
Data Conn. Out: RJ45

FEATURES:

- Supports up to 65,000,000 pixels, 15 input cards, and 5 output cards
- Supports redundant power supply
- HDR10, HLG, and 10-bit processing
- Web Control

H-Series H15 Main Frame

101678 Video Wall Splicer for 130 Megapixels

NOVASTAR

Specifications:

RS-232: 1
Input Slots: 30
Output Slots: 10
Scale funct.: Yes
Crop Set.: Yes
Layers: 160

GenLock: In & Out
Max. Load. Cap.: 130000000 px
Controlling Mode: Ethernet / RS232
Pwr. Supp.: 100-240 VAC 50-60 Hz
Pwr. Cons.: 900 W
Pwr. Conn. In.: IEC C13 female
Data Conn. In.: RJ45
Data Conn. Out: RJ45

FEATURES:

- Supports up to 130,000,000 pixels, 30 input cards, and 10 output cards
- Supports redundant power supply
- HDR10, HLG, and 10-bit processing
- Web Control



Backup Power Supply for H Series H5/H9/H15

101679 Ensures non-stop operation


NOVASTAR

Specifications:

Pwr. Supp.: 100-240 VAC 50-60 Hz
Pwr. Conn. In.: IEC C13 female

FEATURES:

- Backup Power Supply
- Provides power if primary power supply fails
- Perfect fit for H Series H5, H9 and H15





D1 Mini Video Switcher

101285 4-input video switcher

DMT

Specifications:

Stereo In.:	1
Stereo In. Conn.:	TRS balanced 3.5 mm
HDMI 1.3:	4
Main Out.:	1
Main Out. Conn.:	TRS balanced 3.5 mm
USB 3.0 (out):	1
HDMI 1.4 (out):	1

PIP:	Yes
Trans. FX:	Yes
Max. In. Res.:	1920 x 1080
Max. Out. Res.:	1920 x 1080
Ethernet Ports:	1
Pwr. Supp.:	12 VDC
Pwr. Cons.:	15 W
Pwr. Conn. In.:	Low Voltage DC plug

FEATURES:

- Easy and compact video mixer
- Control up to 4 HDMI devices
- HDMI and USB-C output suitable for live streaming
- 2 inch preview screen
- Various split screen & 15 cross-fade switching effects
- Automatic input resolution up/down scaling



D1 Video Mixer with Scaler

101281 Onboard LCD Touch Screen

DMT

Specifications:

Stereo In.:	1
Stereo In. Conn.:	RCA
HDMI 2.0:	4
Main Out.:	1
Main Out. Conn.:	RCA
HDMI (PVW / MVR):	1
HDMI (PGM):	1
Scale funct.:	Yes
PIP:	Yes
Layers:	2

DSK/Chroma:	Yes
Blend:	Yes
Mask:	Yes
Trans. FX:	Yes
GenLock:	In
Max. In. Res.:	1920 x 1080
Greyscale Processing:	12 bit
Processing Engine:	10 bit
Pwr. Supp.:	100-240 VAC 50-60 Hz
Pwr. Cons.:	65 W
Pwr. Conn. In.:	IEC C13 female

FEATURES:

- Fully integrated mixer and scaler
- Dedicated Preview output
- Onboard LCD Touch Screen
- Integrated audio
- Transition effects
- PIP, OSD, DSK, BLEND, MASK, LOGO and STILL
- Sync to Genlock
- Individual Pixel-to-Pixel scaling per input



HDR Master 4K

101635 4K video processor for improving image quality (SDR - HDR)

NOVASTAR

Specifications:

DP1.2:	1
HDMI 2.0:	1
12G-SDI:	4
USB 2.0 (in):	3
HDMI 2.0 (out):	2
HDMI (for ctrl):	1
12G-SDI (out):	4
SFP Slot Type:	10G
SFP Slots:	4
Scale funct.:	Yes

Image Mosaic:	Yes
Layers:	1
GenLock:	In & Out
BKG:	Yes
Logo:	Yes
Max. In. Res.:	4K x 2K
Max. Out. Res.:	4K x 2K
Ethernet Ports:	1
Pwr. Supp.:	100-240 VAC 50-60 Hz
Pwr. Cons.:	120 W
Pwr. Conn. In.:	IEC C13 female
Data Conn. In:	RJ45

FEATURES:

- 4K video processor from SDR to HDR
- Switchable inputs (HDMI, DP1.2 & 4x 12G-SDI)
- Multiple outputs (2x HDMI & 4x 12G-SDI)
- Synchronise devices with genlock function
- Scalable resolution up to 4K
- Logo and background layering function
- Bridging large distances with fiber connection

C1

101682 Desktop Console

NOVASTAR

Specifications:

HDMI 1.3:	1
RS-232:	1
HDMI 1.3 (loop):	1
Pwr. Supp.:	100-240 VAC 50-60 Hz
Pwr. Cons.:	50 W

FEATURES:

- Two onboard LCDs
- Easy remote setup of video processor J6 and N9
- Remote control of video processor by RJ45
- Supports up to 8 layers, 1 OSD, 1 x BKG and 1 LOGO
- Remote configurations of shape layers and layer masks



J6 Switcher

101680 Multi-Screen Splicing Video Processor

NOVASTAR

Specifications:

DP1.1:	1	DVI Dual Link (loop):	4
HDMI 1.3:	1	3G-SDI (loop):	2
DVI Single Link:	4	Ctrl SW:	Vcan
3G-SDI:	2	GenLock:	In & Out
HDMI 1.3 (loop):	1	Pwr. Supp.:	100-240 VAC 50-60 Hz
DVI Single Link (loop):	8	Pwr. Cons.:	50 W
		Pwr. Conn. In.:	IEC C13 female
		Data Conn. Out:	etherCON / RJ45

FEATURES:

- Wide range of inputs: HDMI / DP 1.1 / DVI / SDI
- 4 output groups with each 2 x DVI (main output & splicing preview)
- Output resolution can be customised by user
- Preview HDMI monitor output
- Genlock input & loop
- Control by ethernet or USB
- Control by V-can software or front panel



N9 Switcher

101681 Multi-Screen Splicing Video Processor

NOVASTAR

Specifications:

DP1.1:	1	DVI Dual Link (loop):	4
DP1.2:	1	3G-SDI (loop):	1
HDMI 1.3:	2	SFP Slot Type:	10G
DVI Single Link:	4	SFP Slots:	4
3G-SDI:	1	Ctrl SW:	Vcan
DP1.2 (loop):	1	GenLock:	In & Out
HDMI 1.4 (Auxiliary):	2	Ctrl System:	Novastar
HDMI (PVW / MVR):	1	Pwr. Supp.:	100-240 VAC 50-60 Hz
DVI Single Link (loop):	8	Pwr. Cons.:	95 W
		Pwr. Conn. In.:	IEC C13 female

FEATURES:

- Wide range of inputs: HDMI 1.3 / DP 1.1 & 1.2 / DVI / 3G-SDI
- 4 output groups with each 2 x DVI (main output & splicing preview)
- In-/output resolution can be customised by user
- Preview HDMI monitor output
- Genlock input & loop
- Control by ethernet or USB
- Control by V-can software or front panel





Multifunction Card MFN300

101614 Multifunction Card

NOVASTAR

Specifications:

RS-232: 1
Light Sens. Prt.: 4
Temp. Sens. Prt.: 4
Main Out. Conn.: TRS balanced 3.5 mm
Relay Cont.: 8

Relay Cont. Type: NC
Ctrl System: Novastar
Port map.: Software Based
Pwr. Supp.: 5 VDC
Pwr. Conn. In.: Molex
Data Conn. In: RJ45
Data Conn. Out: RJ45

FEATURES:

- 2 x ethernet port connection for use at any position within the screen network
- 4 x external sensor inputs, to add light/temperature sensor
- Audio output
- RS-232 connection
- 8 x relay power switch control



Multifunction Box MFN300

101611 Multifunction Box

NOVASTAR

Specifications:

RS-232: 1
Light Sens. Prt.: 2
Temp. Sens. Prt.: 2
Main Out. Conn.: TRS balanced 3.5 mm
Relay Cont.: 8

Relay Cont. Type: NC
Ctrl System: Novastar
Pwr. Supp.: 100-240 VAC 50-60 Hz
Pwr. Cons.: 3.8 W
Pwr. Conn. In.: IEC C13 female
Data Conn. In: RJ45
Data Conn. Out: RJ45

FEATURES:

- 2 x ethernet port connection for use at any position within the screen network
- 2 x external sensor inputs for additional for additional Light/Temperature sensor
- Audio output
- RS-232 connection
- 8 x relay power switch control



Light Sensor

101612 5 m Cable

101616 10 m Cable

101615 30 m Cable

NOVASTAR

Specifications:

Bright. Range: 0-65535 lx
Cable Length Sens.: 500 cm

Max. Cable Length: 100 m
Ctrl System: Novastar
Pwr. Supp.: 5 VDC

FEATURES:

- Automatic brightness adjustment / ambient brightness monitoring
- Waterproof IP65
- No external power supply required
- Available with 5–30 m cable



MTH 310

101613 Temperature sensor

NOVASTAR

Specifications:

Temp. Range: -20 ~ +75 °C
Cable Length Sens.: 5000 cm

Max. Cable Length: 100 m
Ctrl System: Novastar
Pwr. Supp.: 5 VDC

FEATURES:

- Waterproof IP65
- No external power supply required

DIS-300 Splitter

101651 Signal Converter & Splitters

NOVASTAR

Specifications:

Main Out.:	8	Pwr. Supp.:	100-240 VAC 50-60 Hz
Ctrl System:	Novastar	Pwr. Cons.:	5.7 W
Port map.:	Software Based	Pwr. Conn. In.:	IEC C13 female
		Data Conn. In.:	RJ45
		Data Conn. Out.:	RJ45



FEATURES:

- Two split modes: one input mode: Input A to 8 x Output / or two input mode: A&B to 2 x four outputs
- Each RJ45 port can be independently adjusted, and supports read back parameters from cabinet

4G Module

101694 For Taurus series Media Player / Sender Box

NOVASTAR

Specifications:

Pwr. Cons.:	1.5 W
-------------	-------



FEATURES:

- 4G module
- Access Taurus media player anywhere anytime
- Antenna included


LORA module for Taurus serie

101695

NOVASTAR

Specifications:

Pwr. Cons.:	0.1 W
-------------	-------



FEATURES:

- LORA RF module
- RF module for synchronisation of multiple Taurus units
- External antenna included

AV Software

AV Controllers



Grand VJ 2.6

- 50223** Video Mixing Software - Midi controllable - Box
- 50208** Video Mixing Software - Midi controllable - License

Specifications:

AV SW Vers.:	26
License Type:	Box
OS:	iOS / Windows
LED Map.:	No
Kling-Net Mapper:	No
Video Map.:	No
Geometric Corr.:	Basic
Soft Edge:	Basic
Synth Mode:	Yes
Mix Mode:	Yes
Sup. Cont. Layers:	16 Layers
In. Ctrl Protocol:	MIDI
Out. Ctrl Protocol:	Art-Net / Kling-Net / MIDI
NDI:	Yes

FEATURES:

- Realtime video mixing software for professional Lighting Designers
- Suitable for controlling LED Walls, LED DMX or Kling-net fixtures
- Supports Art-Net, Kling-Net, screen, Midi and video projector outputs
- Includes a video mapper
- Runs on Windows and macOS
- Vast library of video effects and sound driven video generators
- mix up to 8 layers



GrandVJ XT

- 50233** Full version License

Specifications:

AV SW Vers.:	2.5
License Type:	License
OS:	iOS / Windows
LED Map.:	No
Kling-Net Mapper:	No
Video Map.:	No
Geometric Corr.:	Basic
Soft Edge:	Basic
Synth Mode:	Yes
Mix Mode:	Yes
Sup. Cont. Layers:	16 Layers
In. Ctrl Protocol:	MIDI
Out. Ctrl Protocol:	Art-Net / Kling-Net / MIDI
NDI:	Yes

FEATURES:

- Complete live video mixing software for pro Lighting Designers
- Video Mapper extension
- Allows projection mapping and advanced management of multiple displays
- Mix up to 16 layers
- A/B crossfading mode
- Browser Preview feature for preparing your transitions, visuals and FX
- Supports MIDI, Art-net, Kling-Net and controllable via iPhone or iPad



LED Master

- 50180** Box
- 50209** License

Specifications:

AV SW Vers.:	1.2
License Type:	Box
OS:	iOS / Windows
LED Map.:	Yes
Kling-Net Mapper:	Yes
Video Map.:	Yes
In. Ctrl Protocol:	Art-Net / Kling-Net / MIDI
Out. Ctrl Protocol:	Art-Net / DMX 512 / Kling-Net / MIDI

FEATURES:

- Easy LED-show software for PC or MAC
- Supports Kling-Net, MIDI, Art-Net and DMX
- 3 modes (mapping, programming and performance)
- Timeline based editor
- Live Pattern generator



USB License Dongle

- 50196** Always take your license with you...

ARKAOS

Specifications:

AV SW Vers.:	4
License Type:	Box
OS:	iOS / Windows

FEATURES:

- License dongle for Media Master 4 and higher
- Suitable for touring
- No internet connection required for activating MediaMaster software

Mediamaster Express 5

102101 DMX Controllable Media Server software - Box

102100 License

102102 Backup license

ARKAOS

Specifications:	Soft Edge:	Basic
	Theater Mode:	Yes
	Media Hub:	Yes
AV SW Vers.:	Sup. Cont. Layers:	12 Layers
License Type:	In. Ctrl Protocol:	Art-Net / DMX 512 / MIDI / SMPTE
OS:	Out. Ctrl Protocol:	Art-Net / DMX 512 / Kling-Net
LED Map.:	Net	
Kling-Net Mapper:	NDI:	Yes
Video Map.:		
Geometric Corr.:		



FEATURES:

- Intuitive and easy to use
- Store up to 60,000 visuals
- Work on a single DMX universe or MIDI channel
- Cue Player

Mediamaster Pro 5

102201 DMX Controllable Media Server software - Box

102200 License

102202 Backup license

ARKAOS

Specifications:	Synth Mode:	Yes
	Mix Mode:	Yes
	Theater Mode:	Yes
	Media Hub:	Yes
AV SW Vers.:	Sup. Cont. Layers:	36 Layers
License Type:	In. Ctrl Protocol:	Art-Net / DMX 512 / MIDI / SMPTE
OS:	Out. Ctrl Protocol:	Art-Net / DMX 512 / Kling-Net
LED Map.:	Net	
Kling-Net Mapper:	NDI:	Yes
Video Map.:		
Geometric Corr.:		
Soft Edge:		



FEATURES:

- Intuitive and easy to use
- Store up to 60,000 visuals
- Work on a single DMX universe or MIDI channel
- Cue Player





Stage Server

502263 incl Media Master Express

ARKAOS

Specifications:

DVI Dual Link: 1
Main Out.: 2
DVI Dual Link (loop): 2
Out. Resol.: 2 x Full HD

OS: Windows 10 PRO
AV SW Incl.: Yes
AV SW Pack.: Arkaos
Pwr. Supp.: 100-240 VAC 50-60 Hz
Pwr. Conn. In.: IEC C13 female
DMX Conn.: XLR 5P In/Out

FEATURES:

- Media server with ArKaos engine from MediaMaster Express
- Suitable for live entertainment, theatre, educational and AV
- Smooth visuals that can be triggered by DMX and MIDI
- Works with all market leading DMX lighting desks
- 2 Full-HD outputs
- Plug-and-play
- Quick & easy setup



Studio server

50190 incl Media Master Pro

ARKAOS

Specifications:

Stereo In. Conn.: 3-pin XLR
DVI Dual Link: 1
HD-SDI: 1
Main Out.: 4
DVI Single Link (loop): 4
3G-SDI (loop): 1

Out. Resol.: / 4 x Full HD
OS: Windows 10 PRO
AV SW Incl.: Yes
AV SW Pack.: Arkaos
Pwr. Supp.: 100-240 VAC 50-60 Hz
Pwr. Conn. In.: powerCON TRUE1 In (Male)
DMX Conn.: XLR 5P In/Out

FEATURES:

- Full-option media server with Media Master Pro 4.0
- Designed for professional Lighting Designers
- Vast library of high quality digital media
- Works directly with all market leading DMX lighting desks
- Full HD video
- 4 EDID managed outputs
- HD-SDI input & fast SSD drives



Stadium server

502265

ARKAOS


Specifications:

DVI Dual Link: 1
HD-SDI: 2
Main Out.: 6
DVI Dual Link (loop): 6
Out. Resol.: 6 x Full HD

OS: Windows 10 PRO
AV SW Incl.: Yes
AV SW Pack.: Arkaos
Pwr. Supp.: 100-240 VAC 50-60 Hz
Pwr. Conn. In.: powerCON Blue
DMX Conn.: XLR 5P In/Out

FEATURES:

- Most powerful and versatile ArKaos Media Server
- Designed for professional Lighting Designers
- Vast library of high quality digital media
- Works directly with all market leading DMX lighting desks
- Full HD video
- 6 EDID managed outputs
- 2 HD-SDI inputs & fast SSD drives





HDMI 2.0 Splitter 1 in 4 out

102500 1 in, 4 out, 4K 60 Hz, 18 Gbps

SHOWGEAR

Specifications:

HDMI 2.0: 1
HDMI 2.0 (out): 4

Pwr. Supp.: 5 VDC
Pwr. Cons.: 5 W
Pwr. Conn. In.: Low Voltage DC plug

FEATURES:

- HDMI 2.1 splitter
- Suitable up to 4K @60 Hz
- Backwards compatible (HDMI 1.4)
- Strong aluminium housing
- Black
- Plug & Play



VT101 - HDMI Matrix 4x4

101221 4-in / 4-out Routable HDMI Switch with remote

DMT

Specifications:

HDMI 2.0: 4
HDMI 2.0 (out): 4
Max. In. Res.: 3840 x 2160

Max. Out. Res.: 3840 x 2160
Pwr. Supp.: 12 VDC
Pwr. Cons.: 15 W
Pwr. Conn. In.: Low Voltage DC plug

FEATURES:

- 4x4 HDMI Matrix
- Flexible signal routing
- Suitable for smoothly reconnecting devices
- Resolution to up to 3840 x 2160P @60 Hz
- IR remote included



VT201 - 4K-KVM / USB Extender Set

101241 Long-distance USB & HDMI Signal Solution

DMT

Specifications:

USB 2.0 (in): 1
HDMI1.4b: 1
IR Port: 2
USB 2.0 (out): 2
HDMI 1.4b (out): 1

IR Port (out): 2
Max. In. Res.: 3840 x 2160
Max. Out. Res.: 3840 x 2160
Pwr. Supp.: 5 VDC
Pwr. Cons.: 7 W
Pwr. Conn. In.: Low Voltage DC plug

FEATURES:

- USB & HDMI extender set
- Up to 100 m (additional 100 m with network switch)
- Resolution up to 3840 x 2160 @30 Hz
- USB 2.0
- Bi-Directional IR function

VT301 - HDMI Matrix Extender Set

101261 Expandable Long-distance Video Signal Solution

DMT

Specifications:		Max. In. Res.:	1920 x 1080
		Max. Out. Res.:	1920 x 1080
HDMI 1.3:	1	Pwr. Supp.:	5 VDC
IR Port:	1	Pwr. Cons.:	4 W
HDMI 1.3 (out):	1	Pwr. Conn. In.:	Low Voltage DC plug
IR Port (out):	1		

FEATURES:

- Expandable HDMI Matrix Extender Set
- Private network to up to 253 devices
- Manual and remote control
- Up to 1920 x 1080P @60 Hz
- Up to 100 m (additional 100 m with network switch)
- IR remote included



VT301-R - HDMI Matrix Extender Receiver

101262 Additional Receiver for VT301

DMT

Specifications:		Max. Out. Res.:	1920 x 1080
		Pwr. Supp.:	5 VDC
IR Port:	1	Pwr. Cons.:	2.7 W
HDMI 1.3 (out):	1	Pwr. Conn. In.:	Low Voltage DC plug

FEATURES:

- Additional HDMI Matrix Extender Receiver
- Suitable for VT301
- Up to 1920 x 1080P @60 Hz
- Up to 100 m/328 ft (additional 100 m with network switch)





DLD-84 - 8.4" LCD Display

101206 8.4" Display with DVI link

DMT

Specifications:

DVI Single Link: 1
DVI Single Link (loop): 1
Display Res. Width: 1280 px
Display Res. Height: 720 px

Max. In. Res.: 1920 x 1080
Pwr. Supp.: 100-240 VAC 50-60 Hz
Height (including handles): 129 mm
Width (including handles): 205 mm
Depth W/O Handles: 37 mm
R.U.: 3 U

FEATURES:

- 8.4" LCD
- DVI Input and Loop
- Optional 19" bracket available for 2 x DLD-84 (ordercode:101207)

19" bracket for 2 x DLD-84 - 8.4" LCD display

101207

DMT



DLD-72 MKII

101205 Dual 7" Display with HDMI link

DMT

Specifications:

HDMI 1.3: 2
VGA (in): 2
CVBS In. Ω : 75 Ω
Analog Video In.: BNC / RCA
HDMI 1.3 (loop): 2
VGA (out): 2
CVBS Out. Ω : 75 Ω
Analogue Video Output: BNC / RCA
Display: TFT

Display Res. Width: 800 px
Display Res. Height: 480 px
Display Size: 7"
Max. In. Res.: 1920 x 1080
Pwr. Supp.: 100-240 VAC 50-60 Hz
Pwr. Cons.: 25 W
Pwr. Conn. In.: IEC C13 female
Height (including handles): 88.9 mm
Width (including handles): 482.6 mm
Depth W/O Handles: 133 mm
R.U.: 2 U

FEATURES:

- BNC, VGA, RCA & HDMI Inputs
- Link outputs
- 7" TFT
- Individual screen settings

CVT4K-S

101653 Fibre Converter for MCTRL4 K

NOVASTAR

Specifications:

Main Out.:	16	Max. Transm. Dist.:	10000 m
SFP Slot Type:	10G	Pwr. Supp.:	100-240 VAC 50-60 Hz
SFP Slots:	4	Pwr. Cons.:	10 W
SFP Mod. Fibre Conn.:	LC	Pwr. Conn. In.:	IEC C13 female / powerCON Blue
SFP Mod. Incl.:	Yes	Data Conn. In.:	etherCON / RJ45
Fibre Mode:	Single-mode	Data Conn. Out:	etherCON / RJ45

FEATURES:

- 16 x ethernet output ports
- 4 x fibre SFP fibre input ports
- Dual redundant power supply
- Plug&Play, no drivers required



CVT 310

101640 Fibre converter

NOVASTAR

Specifications:

SFP Mod. Fibre Conn.:	LC	Pwr. Supp.:	100-240 VAC 50-60 Hz
SFP Mod. Incl.:	Yes	Pwr. Cons.:	16 W
Fibre Mode:	Multi-mode	Pwr. Conn. In.:	IEC C13 female
		Data Conn. In.:	RJ45

FEATURES:

- Fibre converter to cover large distances between processor and LED screens
- Transmission distance up to 300 m
- Plug and play, no driver required



CVT 320

101641 Fibre converter

NOVASTAR

Specifications:

SFP Mod. Fibre Conn.:	LC	Pwr. Supp.:	100-240 VAC 50-60 Hz
SFP Mod. Incl.:	Yes	Pwr. Cons.:	16 W
Fibre Mode:	Single-mode	Pwr. Conn. In.:	IEC C13 female
		Data Conn. In.:	RJ45

FEATURES:

- Fibre converter to cover large distances between processor and LED screens
- Transmission distance up to 15 km
- Plug and play, no driver required



SFP Module

101623 SFP Fibre Optic Module

NOVASTAR

Specifications:

SFP Mod. Fibre Conn.:	LC	Max. Transm. Dist.:	10000 m
Fibre Mode:	Multi-mode	Pwr. Supp.:	3 VDC
		Pwr. Cons.:	1.5 W

FEATURES:

- LC-connector
- Transfer up to 10 km
- Supports 9.95 to 11.3 Gb/s bit rates
- Hot-pluggable





Drum of 100 m with 2 fibre Singlemode 9/125 Cable

102050 Fibre optic Cable

DAP

Specifications:

Fibre Conn. 1: Q-ODC2
Fibre Conn. 2: Q-ODC2

Fibre Cable Type: 9 / 125
Fibre Cable Length: 100 m
Fibre Mode: Single-mode

FEATURES:

- 2 x fibre single mode 9/125 cable
- IP67 rating
- Robust push-pull coupling mechanism



Break-out Cable 2 m, Q-ODC2-F to 2 x LC simplex

102051 Fibre optic Cable

DAP

Specifications:

Fibre Conn. 1: Q-ODC2
Fibre Conn. 2: LC

Fibre Cable Type: 9 / 125
Fibre Cable Length: 2 m
Fibre Mode: Single-mode

FEATURES:

- Break-out cable Q-ODC2-F to 2 x LC simplex
- 1 x Q-ODC2-F connector with Robust push-pull coupling mechanism
- 2 x LC connector



Q-ODC2-F socket with D-flange

102053 Fibre optic Cable

DAP

Specifications:

Fibre Conn. 1: LC
Fibre Conn. 2: Q-ODC2

Fibre Cable Type: 9 / 125
Fibre Mode: Single-mode
Cable Length: 0.44 m

FEATURES:

- Q-ODC2-F to 2 x LC connector
- Q-ODC2-F mounted in D-flange
- Q-ODC2-F robust push-pull coupling mechanism



Extension Cable 1 m with 2 x Q-ODC2-F

102052 Fibre optic Cable

DAP

Specifications:

Fibre Conn. 1: Q-ODC2
Fibre Conn. 2: Q-ODC2


Fibre Cable Type: 9 / 125
Fibre Cable Length: 1 m
Fibre Mode: Single-mode

FEATURES:

- Extension cable with 2 x Q-ODC2-F to extend optical fibre drum
- 2 x fibre single mode 9/125 cable
- IP67 rating
- Robust push-pull coupling mechanism


Electric Proscreens 4:3

DMT	100360 72"	100361 84"	100362 100"	100363 120"
Front view °:	160 °	160 °	160 °	160 °
Length (mm):	110 mm	110 mm	110 mm	110 mm
Height (mm):	120 mm	120 mm	120 mm	120 mm
Width (mm):	1650 mm	1940 mm	2265 mm	2630 mm
Aspect:	4:3	4:3	4:3	4:3
Screen Size:	72 inch	84 inch	100 inch	120 inch
View. Width:	1460 mm	1710 mm	2030 mm	2410 mm
View. Height:	1100 mm	1280 mm	1520 mm	1800 mm
Gain Front View:	1.0	1.0	1.0	1.0
Included Remotes:	IR Receiver / IR Remote	IR Receiver / IR Remote	IR Receiver / IR Remote	IR Receiver / IR Remote




Electric Proscreens 16:9

DMT	100365 77"	100366 92"	100367 106"	100368 120"
Front view °:	160 °	160 °	160 °	160 °
Length (mm):	110 mm	110 mm	110 mm	110 mm
Height (mm):	120 mm	120 mm	120 mm	120 mm
Width (mm):	1940 mm	2260 mm	2565 mm	2910 mm
Aspect:	16:9	16:9	16:9	16:9
Screen Size:	77 inch	92 inch	106 inch	120 inch
View. Width:	1700 mm	2030 mm	2335 mm	2655 mm
View. Height:	960 mm	1140 mm	1320 mm	1500 mm
Gain Front View:	1.0	1.0	1.0	1.0
Included Remotes:	IR Receiver / IR Remote	IR Receiver / IR Remote	IR Receiver / IR Remote	IR Receiver / IR Remote




Manual Proscreens 4:3

DMT	100350 72"	100351 84"	100352 100"	100353 120"
Front view °:	160 °	160 °	160 °	160 °
Length (mm):	1584 mm	1864 mm	2204 mm	2508 mm
Height (mm):	1328 mm	1508 mm	1773 mm	1988 mm
Aspect:	4:3	4:3	4:3	4:3
Screen Size:	72 inch	84 inch	100 inch	120 inch
View. Width:	1460 mm	1710 mm	2030 mm	2228 mm
View. Height:	1100 mm	1280 mm	1520 mm	1755 mm
Gain Front View:	1.0	1.0	1.0	1.0



Manual Proscreens 16:9

DMT	100355 77"	100356 92"	100357 106"	100358 120"
Front view °:	160 °	160 °	160 °	160 °
Length (mm):	1838 mm	2204 mm	2508 mm	2831 mm
Height (mm):	1806 mm	1818 mm	1973 mm	2052 mm
Aspect:	16:9	16:9	16:9	16:9
Screen Size:	77 inch	92 inch	106 inch	120 inch
View. Width:	1704 mm	2030 mm	2340 mm	2656 mm
View. Height:	958 mm	1145 mm	1320 mm	1494 mm
Gain Front View:	1.0	1.0	1.0	1.0






Xpress Mobile Screens 4:3

DMT	100420 70"	100421 80"
Front view °:	160 °	160 °
Length (mm):	1582 mm	1785 mm
Height (mm):	1860 mm	2168 mm
Aspect:	4:3	4:3
Screen Size:	70 inch	80 inch
View. Width:	1422 mm	1625 mm
View. Height:	1067 mm	1220 mm
Gain Front View:	1.0	1.0

Xpress Mobile Screens 16:9

DMT	100423 70"	100424 80"
Front view °:	160 °	160 °
Length (mm):	1710 mm	1916 mm
Height (mm):	1951 mm	2281 mm
Aspect:	16:9	16:9
Screen Size:	70 inch	80 inch
View. Width:	1550 mm	1770 mm
View. Height:	871 mm	995 mm
Gain Front View:	1.0	1.0



Fast-Setup Screens Pro 4:3

DMT	100430 100"	100431 120"	100432 150"	100433 200"
Front view °:	160 °	160 °	160 °	160 °
Rear view °:	140 °	140 °	140 °	140 °
Min. Height (mm):	2256 mm	2708 mm	3204 mm	3204 mm
Max. Height (mm):	2421 mm	3416 mm	4207 mm	4313 mm
Aspect:	4:3	4:3	4:3	4:3
Screen Size:	100 inch	120 inch	150 inch	200 inch
View. Width:	2032 mm	2438 mm	3048 mm	4046 mm
View. Height:	1524 mm	1828 mm	2286 mm	3048 mm
Gain Front View:	1.0	1.0	1.0	1.0
Gain Rear View:	0.8	0.8	0.8	0.8

Fast-Setup Screens Pro 16:9

DMT	100435 120"	100436 165"	100437 180"
Front view °:	160 °	160 °	160 °
Rear view °:	140 °	140 °	140 °
Min. Height (mm):	2275 mm	2850 mm	3205 mm
Max. Height (mm):	2757 mm	3391 mm	3559 mm
Aspect:	16:9	16:9	16:9
Screen Size:	120 inch	165 inch	180 inch
View. Width:	2660 mm	3660 mm	3990 mm
View. Height:	1578 mm	2050 mm	2245 mm
Gain Front View:	1.0	1.0	1.0
Gain Rear View:	0.8	0.8	0.8



Fast-Setup Screens Pro 4:3

DMT	100370 84"	100371 100"
Front view °:	50 °	50 °
Length (mm):	1760 mm	2110 mm
Height (mm):	1330 mm	1600 mm
Aspect:	4:3	4:3
Screen Size:	84 inch	100 inch
View. Width:	1710 mm	2030 mm
View. Height:	1280 mm	1520 mm
Gain Front View:	1.0	1.0

Front Projection Fabric

100460 for 100430 screen, 100"

DMT

Specifications:

Front view °: 160 °
Screen Size: 100 inch
View. Width: 2032 mm
View. Height: 1524 mm
Gain Front View: 1.0

Front Projection Fabric

100461 for 100431 screen, 120"

DMT

Specifications:

Front view °: 160 °
Screen Size: 120 inch
View. Width: 2438 mm
View. Height: 1828 mm
Gain Front View: 1.0



Front Projection Fabric

100462 for 100432 screen, 150"

DMT

Specifications:

Front view °: 160 °
Screen Size: 150 inch
View. Width: 3048 mm
View. Height: 2286 mm
Gain Front View: 1.0

Front Projection Fabric

100463 for 100433 screen, 200"

DMT

Specifications:

Front view °: 160 °
Screen Size: 200 inch
View. Width: 4046 mm
View. Height: 3048 mm
Gain Front View: 1.0

Rear Projection Fabric

100464 for 100430 screen, 100"

DMT

Specifications:

Rear view °: 140 °
Screen Size: 100 inch
View. Width: 2032 mm
View. Height: 1524 mm
Gain Rear View: 0.8

Rear Projection Fabric

100465 for 100431 screen, 120"

DMT

Specifications:

Rear view °: 140 °
Screen Size: 120 inch
View. Width: 2438 mm
View. Height: 1828 mm
Gain Rear View: 0.8



Rear Projection Fabric

100466 for 100432 screen, 150"

DMT

Specifications:

Rear view °: 140 °
Screen Size: 150 inch
View. Width: 3048 mm
View. Height: 2286 mm
Gain Rear View: 0.8

Rear Projection Fabric

100467 for 100433 screen, 200"

DMT

Specifications:

Rear view °: 140 °
Screen Size: 200 inch
View. Width: 4046 mm
View. Height: 3048 mm
Gain Rear View: 0.8



Wall Brackets

AV Stands & Brackets



PLB-2246

100260 13"-42" LCD Bracket 6° adjustable

SHOWGEAR

Specifications:

Height (mm):	200 mm
Min. Height (mm):	75 mm
Max. Height (mm):	200 mm
Width (mm):	258 mm
Min. Screen Size (inch):	13
Max. Screen Size (inch):	42
VESA:	75 x 75 / 200 x 200 mm
Max. Load:	25 kg
Attach Points:	4
Tilt Adj.:	6 °



PLB-2370

100262 23"-70" LCD Bracket Super Slim Fixed Mount

SHOWGEAR

Specifications:

Height (mm):	400 mm
Min. Height (mm):	75 mm
Max. Height (mm):	400 mm
Width (mm):	431 mm
Min. Screen Size (inch):	23
Max. Screen Size (inch):	70
VESA:	75 x 75 / 400 x 400 mm
Max. Load:	40 kg



PLB-3255

100208 LCD Wall Mount 32"-55"

SHOWGEAR

Specifications:

Height (mm):	400 mm
Width (mm):	491 mm
Min. Screen Size (inch):	32
Max. Screen Size (inch):	55
VESA:	400 x 400 mm
Max. Load:	50 kg
Attach Points:	4
Tilt Adj. Down:	5 °
Tilt Adj. Up:	15 °



PLB-3260

100256 32"-60" LCD Bracket

SHOWGEAR

Specifications:

Height (mm):	480 mm
Width (mm):	765 mm
Min. Screen Size (inch):	32
Max. Screen Size (inch):	60
VESA:	600 x 400 mm
Max. Load:	75 kg
Attach Points:	6
Tilt Adj.:	5 °


PLB-3260A

100257 32"-60" LCD Bracket 15° adjustable

SHOWGEAR

Specifications:

Height (mm): 480 mm
 Min. Height (mm): 75 mm
 Max. Height (mm): 480 mm
 Width (mm): 765 mm
 Min. Screen Size (inch): 32
 Max. Screen Size (inch): 60
 VESA: 600 x 400 mm
 Max. Load: 75 kg
 Tilt Adj. Down: 15 °
 Tilt Adj. Up: 15 °




PLB-2342

100258 23"-42" LCD Bracket

SHOWGEAR

Specifications:

Height (mm): 330 mm
 Min. Height (mm): 75 mm
 Max. Height (mm): 330 mm
 Width (mm): 516 mm
 Min. Screen Size (inch): 23
 Max. Screen Size (inch): 42
 VESA: 400 x 300 mm
 Max. Load: 75 kg
 Tilt Adj.: 5 °



LCD-201L LCD Bracket Flat Mount

100254B for 23"-42" - Up to VESA 200, black

SHOWGEAR

Specifications:

Height (mm): 220 mm
 Width (mm): 265 mm
 Min. Screen Size (inch): 23
 Max. Screen Size (inch): 46
 Max. Load: 30 kg
 Attach Points: 6



PLB2342 TV Wall Mount

100265 32" to 42" - tiltable 10° down

SHOWGEAR

Specifications:

Height (mm): 280 mm
 Width (mm): 250 mm
 Min. Screen Size (inch): 23
 Max. Screen Size (inch): 42
 VESA: 75 x 75 / 100 / 200 x 100
 / 200 x 200 mm
 Max. Load: 50 kg
 Tilt Adj.: 10 °
 Tilt Adj. Down: 10 °
 Tilt Adj. Up: 0 °





PLB3255 TV Wall Mount

100266 32" to 55" - tiltable 10° down

SHOWGEAR

Specifications:

Height (mm): 425 mm
 Width (mm): 448 mm
 Min. Screen Size (inch): 32
 Max. Screen Size (inch): 55
 VESA: 200 x 200 / 300 x 300 /
 400 x 200 / 400 x 400mm
 Max. Load: 50 kg
 Tilt Adj.: 10 °
 Tilt Adj. Down: 10 °
 Tilt Adj. Up: 0 °




PLB3770 TV Wall Mount

100267 37" to 70" - tiltable 10° down

SHOWGEAR

Specifications:

Height (mm): 425 mm
 Width (mm): 653 mm
 Min. Screen Size (inch): 37
 Max. Screen Size (inch): 70
 VESA: 200 x 200 / 300 x 300 /
 400 x 200 / 400 x 400 /
 600 x 400 mm
 Max. Load: 50 kg
 Tilt Adj.: 10 °
 Tilt Adj. Down: 10 °
 Tilt Adj. Up: 0 °




PWM4555-2 Dual Screen Wall Mount

100284 45" to 55" - tiltable 20° down

SHOWGEAR

Specifications:

Width (mm): 2008 mm
 Min. Screen Size (inch): 45
 Max. Screen Size (inch): 55
 VESA: 200 x 200 / 200 x 300 /
 300 x 200 / 300 x 300 /
 400 x 200 / 400 x 400
 /600 x 200 / 600 x
 400 mm
 Max. Load: 100 kg
 Tilt Adj.: 20 °
 Tilt Adj. Down: 20 °
 Tilt Adj. Up: 0 °



PWM4555-3 Triple Screen Wall Mount

100285 45" to 50" - tiltable 20° down

SHOWGEAR

Specifications:

Height (mm): 440 mm
 Width (mm): 3009 mm
 Min. Screen Size (inch): 45
 Max. Screen Size (inch): 50
 VESA: 200 x 200 / 200 x 300 /
 300 x 200 / 300 x 300 /
 400 x 200 / 400 x 400
 /600 x 200 / 600 x 400
 mm
 Max. Load: 150 kg
 Tilt Adj.: 20 °
 Tilt Adj. Down: 20 °
 Tilt Adj. Up: 0 °

CLB3255S TV Ceiling Mount Short

100270 32" to 55" - tiltable 25° down - adjustable length

SHOWGEAR

Specifications:

Tilt Adj.:	25 °
Tilt Adj. Down:	25 °
Tilt Adj. Up:	0 °
Pan Adj.:	360 °
Min. Height (mm):	778 mm
Max. Height (mm):	1128 mm
Width (mm):	480 mm
Min. Screen Size (inch):	32
Max. Screen Size (inch):	55
VESA:	100 / 200 x 100 / 200 x 200 mm
Weight:	4.7 kg
Max. Load:	50 kg
Material:	Metal
Colour:	Black
Ref. Std.:	CE



CLB3255L TV Ceiling Mount Long

100271 32" to 55" - tiltable 25° down - adjustable length

SHOWGEAR

Specifications:

Tilt Adj.:	25 °
Tilt Adj. Down:	25 °
Tilt Adj. Up:	0 °
Pan Adj.:	360 °
Min. Height (mm):	1278 mm
Max. Height (mm):	1778 mm
Width (mm):	480 mm
Min. Screen Size (inch):	32
Max. Screen Size (inch):	55
VESA:	200 x 200 / 300 x 300 / 400 x 200 / 400 x 400 mm
Weight:	5.85 kg
Max. Load:	50 kg
Material:	Metal
Colour:	Black
Ref. Std.:	CE



CLB3255SD TV Ceiling Mount Short Double Sided

100272 32" to 55" - tiltable 20° down - adjustable length

SHOWGEAR

Specifications:

Tilt Adj.:	25 °
Tilt Adj. Down:	20 °
Tilt Adj. Up:	5 °
Pan Adj.:	180 °
Min. Height (mm):	778 mm
Max. Height (mm):	1128 mm
Width (mm):	480 mm
Min. Screen Size (inch):	32
Max. Screen Size (inch):	55
VESA:	200 x 200 / 300 x 300 / 400 x 200 / 400 x 400 mm
Weight:	7.8 kg
Max. Load:	50 kg
Material:	Metal
Colour:	Black
Ref. Std.:	CE



CLB3255LD TV Ceiling Mount Long Double Sided

100273 32" to 55" - tiltable 20° down - adjustable length

SHOWGEAR

Specifications:

Tilt Adj.:	25 °
Tilt Adj. Down:	20 °
Tilt Adj. Up:	5 °
Pan Adj.:	180 °
Min. Height (mm):	1278 mm
Max. Height (mm):	1778 mm
Width (mm):	480 mm
Min. Screen Size (inch):	32
Max. Screen Size (inch):	55
VESA:	200 x 200 / 300 x 300 / 400 x 200 / 400 x 400 mm
Weight:	8.65 kg
Max. Load:	50 kg
Material:	Metal
Colour:	Black
Ref. Std.:	CE





PCM4555S-2 Dual Screen Ceiling Mount Short

100280 45" to 55" - tiltable 20° down - adjustable length

SHOWGEAR

Specifications:

Tilt Adj.:	20 °
Tilt Adj. Down:	20 °
Tilt Adj. Up:	0 °
Min. Height (mm):	925 mm
Max. Height (mm):	1080 mm
Width (mm):	2009 mm
Min. Screen Size (inch):	45
Max. Screen Size (inch):	55
VESA:	200 x 200 / 200 x 300 / 300 x 200 / 300 x 300 / 400 x 200 / 400 x 400 / 600 x 200 / 600 x 400 mm
Weight:	21.4 kg
Max. Load:	100 kg
Material:	Aluminium / Steel
Colour:	Black
Ref. Std.:	CE



PCM4555L-2 Dual Screen Ceiling Mount Long

100281 45" to 55" - tiltable 20° down - adjustable length

SHOWGEAR

Specifications:

Tilt Adj.:	20 °
Tilt Adj. Down:	20 °
Tilt Adj. Up:	0 °
Pan Adj.:	0 °
Min. Height (mm):	1425 mm
Max. Height (mm):	1580 mm
Width (mm):	2009 mm
Min. Screen Size (inch):	45
Max. Screen Size (inch):	55
VESA:	200 x 200 / 200 x 300 / 300 x 300 / 400 x 200 / 400 x 400 / 600 x 200 / 600 x 400 mm
Weight:	25.9 kg
Max. Load:	100 kg
Material:	Aluminium / Metal
Colour:	Black
Ref. Std.:	CE



PCM4555S-3 Triple Screen Ceiling Mount Short

100282 45" to 50" - tiltable 20° down - adjustable length

SHOWGEAR

Specifications:

Tilt Adj.:	20 °
Tilt Adj. Down:	20 °
Tilt Adj. Up:	0 °
Min. Height (mm):	925 mm
Max. Height (mm):	1080 mm
Width (mm):	3009 mm
Min. Screen Size (inch):	45
Max. Screen Size (inch):	50
VESA:	200 x 300 / 300 x 200 / 300 x 300 / 400 x 200 / 400 x 400 / 600 x 200 / 600 x 400 mm
Weight:	36.1 kg
Max. Load:	150 kg
Material:	Aluminium / Metal
Colour:	Black
Ref. Std.:	CE



PCM4555L-3 Triple Screen Ceiling Mount Long

100283 45" to 50" - tiltable 20° down - adjustable length

SHOWGEAR

Specifications:

Tilt Adj.:	20 °
Tilt Adj. Down:	20 °
Tilt Adj. Up:	0 °
Min. Height (mm):	1425 mm
Max. Height (mm):	1580 mm
Width (mm):	3009 mm
Min. Screen Size (inch):	45
Max. Screen Size (inch):	50
VESA:	200 x 200 / 200 x 300 / 300 x 200 / 300 x 300 / 400 x 200 / 400 x 400 / 600 x 200 mm
Weight:	40.6 kg
Max. Load:	150 kg
Material:	Aluminium / Metal
Colour:	Black
Ref. Std.:	CE

LCD-504 Luxury Ceiling bracket Black

100205B

SHOWGEAR

Specifications:

Tilt Adj.:	20 °
Pan Adj.:	90 °
Min. Height (mm):	640 mm
Max. Height (mm):	900 mm
Min. Screen Size (inch):	13
Max. Screen Size (inch):	27
VESA:	50 / 75 / 100 mm
Weight:	1 kg
Max. Load:	30 kg
Material:	Metal
Colour:	Black



PRB-8 Projector Mount for Ceiling or Truss

100239 360° rotatable & 50° tiltable

SHOWGEAR

Specifications:

Tilt Adj. Down:	25 °
Tilt Adj. Up:	25 °
Pan Adj.:	180 °
Height (mm):	215 mm
Min. Height (mm):	215 mm
Max. Height (mm):	215 mm
Weight:	1.53 kg
Max. Load:	15 kg
Material:	Metal
Colour:	Black
Attach Points:	4
Ref. Std.:	CE



PRB-1

100230 Ceiling Bracket for LCD Projector Short

SHOWGEAR

Specifications:

Tilt Adj.:	15 °
Min. Height (mm):	125 mm
Max. Height (mm):	205 mm
Weight:	1.07 kg
Max. Load:	10 kg
Material:	Metal
Colour:	Silver
Ref. Std.:	CE



PRB-3

100232 Projector bracket for LCD Projector

SHOWGEAR

Specifications:

Pan Adj.:	360 °
Min. Height (mm):	120 mm
Max. Height (mm):	1050 mm
Weight:	2.12 kg
Max. Load:	10 kg
Material:	Metal
Colour:	Silver
Ref. Std.:	CE



Ceiling Brackets AV Stands & Brackets



PRB-6

100234 Projector Bracket 30–40 cm

SHOWGEAR

Specifications:

Tilt Adj.:	15 °
Pan Adj.:	5 °
Min. Height (mm):	300 mm
Max. Height (mm):	400 mm
Weight:	1.72 kg
Max. Load:	20 kg
Material:	Metal
Colour:	Black / Silver
Ref. Std.:	CE



PRB-7

100233 Projector Bracket 40–60 cm

SHOWGEAR

Specifications:

Tilt Adj.:	15 °
Pan Adj.:	5 °
Min. Height (mm):	400 mm
Max. Height (mm):	600 mm
Weight:	2 kg
Max. Load:	20 kg
Material:	Metal
Colour:	Black / Silver
Ref. Std.:	CE





Flatscreen Trolley 6 - 37''-55''

100218 Telescopic 100-150 cm


SHOWGEAR

Specifications:

Min. Height (mm):	1000 mm
Max. Height (mm):	1715 mm
Width (mm):	700 mm
Depth (mm):	700 mm
Min. Screen Size (inch):	37
Max. Screen Size (inch):	55
VESA:	200 x 200 / 300 x 300 / 400 x 200 / 400 x 400 / 600 x 400 mm
Weight:	15 kg
Max. Load:	40 kg
Material:	Steel
Colour:	Black
Pan Adj.:	10 °
Tilt Adj.:	10 °
Castors:	4

FEATURES:

- Height adjustable mount
- Vertical & Horizontal position
- Suitable for 37''-55'' screens
- Black powder coated finish



Flat Screen Trolley 7 - 32'' to 55''

100209 Tilttable TV trolley

SHOWGEAR

Specifications:

Min. Height (mm):	1380 mm
Max. Height (mm):	1730 mm
Min. Screen Size (inch):	32
Max. Screen Size (inch):	55
VESA:	100 / 200 / 200 x 100 / 200 x 200 / 300 x 200 / 300 x 300 / 400 x 200 / 400 x 400 mm
Weight:	10.4 kg
Max. Load:	35 kg
Material:	Steel
Colour:	Black
Tilt Adj.:	10 °
Castors:	4

FEATURES:

- Compact Steel TV Cart
- Suitable for 32''-55'' monitor
- Adjustable height (116-151 cm/3.8-5 ft)
- Screen is tiltable (10° up and down)
- No cables visible (internal cable management)
- Swivels with brake



Shelf for Flatscreen Trolley 6

100219

SHOWGEAR

Specifications:

Height (mm):	98 mm
Max. Height (mm):	88 mm
Width (mm):	485 mm
Depth (mm):	293 mm
Weight:	1.443 kg
Max. Load:	10 kg
Material:	Steel
Colour:	Black

Excellent audio solutions for everyone

Audio plays a significant role in how people feel once they enter a mall, a showroom, an event, or, in general, any venue. It can evoke moods, emotions, memories, actions, and even creativity.

A proper audio system helps you to create a specific mood or feeling and send out a call for action or a message to your audience.

This is where our audio solutions come into play. Our products do not only support the power of entertainment. Permanent installations for public spaces, businesses, clubs, and mobile applications will also find products tailored to their needs.

Great sound in any setting, that's what our loudspeakers, amplifiers, microphones, and mixers aim to deliver. The best materials, sophisticated functionalities, and multifunctional modular designs allow you to pick the right audio solution for your target audience.





Passive Series Speakers



DRX-8

D3G30 8" Passive Full-range Speaker

DAP


Specifications:

RMS In. Pwr.:	100 W
Peak In. Pwr.:	200 W
Pass. In. Conn.:	NL4
Speaker Sys.:	2-way
Speaker Ω :	8 Ω
Max. SPL. at 1 m:	113 dB
Freq. Resp. (-6dB) Min.:	68 Hz
Freq. Resp. (-6dB) Max.:	20 Hz
X-over Freq. High:	3.2 Hz

Woofers V.C.:	1.5"
Comp. Driver V.C.:	1"
Horz. $^{\circ}$:	50 $^{\circ}$
Vert. $^{\circ}$:	50 $^{\circ}$
Height (mm):	542 mm
Width (mm):	360 mm
Length (mm):	352 mm
Material:	MDF
Weight:	9 kg
Rigging Options:	Flying

FEATURES:

- 200 watt
- Lightweight: 9 kg
- Reinforced cabinet
- High driver protection



DRX-10

D3G31 10" Passive Full-range Speaker

DAP


Specifications:

RMS In. Pwr.:	120 W
Peak In. Pwr.:	240 W
Pass. In. Conn.:	NL4
Speaker Sys.:	2-way
Speaker Ω :	8 Ω
Max. SPL. at 1 m:	118 dB
Freq. Resp. (-6dB) Min.:	58 Hz
Freq. Resp. (-6dB) Max.:	20 Hz
X-over Freq. High:	3.2 Hz

Woofers V.C.:	2"
Comp. Driver V.C.:	1"
Horz. $^{\circ}$:	50 $^{\circ}$
Vert. $^{\circ}$:	50 $^{\circ}$
Height (mm):	550 mm
Width (mm):	328 mm
Length (mm):	320 mm
Material:	MDF
Weight:	13 kg
Rigging Options:	Flying

FEATURES:

- 240 watt
- Lightweight: 13 kg
- Reinforced cabinet
- High driver protection



DRX-12

D3G32 12" Passive Full-range Speaker

DAP

Specifications:

RMS In. Pwr.:	150 W
Peak In. Pwr.:	300 W
Pass. In. Conn.:	NL4
Speaker Sys.:	2-way
Speaker Ω :	8 Ω
Max. SPL. at 1 m:	120.3 dB
Freq. Resp. (-6dB) Min.:	55 Hz
Freq. Resp. (-6dB) Max.:	20 Hz
X-over Freq. High:	2.8 Hz

Woofers V.C.:	2"
Comp. Driver V.C.:	1"
Horz. $^{\circ}$:	50 $^{\circ}$
Vert. $^{\circ}$:	50 $^{\circ}$
Height (mm):	584 mm
Width (mm):	353 mm
Length (mm):	360 mm
Material:	MDF
Weight:	14.5 kg
Rigging Options:	Flying

FEATURES:

- 300 watt
- Lightweight: 14.5 kg
- Reinforced cabinet
- High driver protection

DRX-15

D3633 15" Passive Full-range Speaker

DAP

Specifications:

RMS In. Pwr.: 200 W
Peak In. Pwr.: 400 W
Pass. In. Conn.: NL4
Speaker Sys.: 2-way
Speaker Ω : 8 Ω
Max. SPL. at 1 m: 122 dB
Freq. Resp. (-6dB) Min.: 50 Hz
Freq. Resp. (-6dB) Max.: 20 Hz
X-over Freq. High: 2.8 Hz

Woofer V.C.: 2"
Comp. Driver V.C.: 1"
Horz. $^{\circ}$: 50 $^{\circ}$
Vert. $^{\circ}$: 50 $^{\circ}$
Height (mm): 736 mm
Width (mm): 486 mm
Length (mm): 522 mm
Material: MDF
Weight: 18 kg
Rigging Options: Flying

FEATURES:

- 400 watt
- Lightweight: 18 kg
- Reinforced cabinet
- High driver protection



DRX-10B

D3643 10" Passive Reflex Subwoofer

DAP

Specifications:

RMS In. Pwr.: 250 W
Peak In. Pwr.: 500 W
Pass. In. Conn.: NL4
Speaker Sys.: Subwoofer
Speaker Ω : 8 Ω
Max. SPL. at 1 m: 121 dB
Freq. Resp. (-6dB) Min.: 55 Hz

Freq. Resp. (-6dB) Max.: 500 Hz
Woofer V.C.: 2.5"
Height (mm): 325 mm
Width (mm): 465 mm
Length (mm): 421 mm
Material: MDF
Weight: 15.03 kg
Rigging Options: Stacking

FEATURES:

- 500 watt
- 121 dB
- Compact design
- Lightweight: 15.03 kg



DRX-15B

D3645 15" Passive Reflex Subwoofer

DAP

Specifications:

RMS In. Pwr.: 300 W
Peak In. Pwr.: 600 W
Pass. In. Conn.: NL4
Speaker Sys.: Subwoofer
Speaker Ω : 8 Ω
Max. SPL. at 1 m: 124 dB
Freq. Resp. (-6dB) Min.: 45 Hz

Freq. Resp. (-6dB) Max.: 400 Hz
Woofer V.C.: 2.5"
Height (mm): 450 mm
Width (mm): 580 mm
Length (mm): 480 mm
Material: MDF
Weight: 21.3 kg
Rigging Options: Stacking

FEATURES:

- 600 watt
- 124 dB
- Compact design
- Lightweight: 21.3 kg



Passive Series Speakers



Pure-10

D3740 10" Passive Full-range Speaker

DAP

Specifications:		X-over Freq. High:	2200 Hz
RMS In. Pwr.:	250 W	Woofers V.C.:	2"
Peak In. Pwr.:	500 W	Comp. Driver V.C.:	1.75"
Pass. In. Conn.:	NL4	Horz. °:	90°
Speaker Sys.:	2-way	Vert. °:	45°
Speaker Ω:	8 Ω	Height (mm):	500 mm
Max. SPL. at 1 m:	124 dB	Width (mm):	320 mm
Freq. Resp. (-10dB) Min.:	48 Hz	Length (mm):	324 mm
Freq. Resp. (-10dB) Max.:	20 Hz	Material:	Wood
X-over Freq. Low:	50 Hz	Weight:	11.8 kg
		Rigging Options:	Flying

FEATURES:

- 500 watt
- Rotatable 90° x 60° Horn
- Lightweight: 11.8 kg
- Scratch resistant painting



Pure-12

D3741 12" Passive Full-range Speaker

DAP

Specifications:		X-over Freq. High:	2100 Hz
RMS In. Pwr.:	300 W	Woofers V.C.:	2.5"
Peak In. Pwr.:	600 W	Comp. Driver V.C.:	1.75"
Pass. In. Conn.:	NL4	Horz. °:	75°
Speaker Sys.:	2-way	Vert. °:	50°
Speaker Ω:	8 Ω	Height (mm):	550 mm
Max. SPL. at 1 m:	126 dB	Width (mm):	355 mm
Freq. Resp. (-10dB) Min.:	45 Hz	Length (mm):	363 mm
Freq. Resp. (-10dB) Max.:	20 Hz	Material:	Wood
X-over Freq. Low:	42 Hz	Weight:	18.9 kg
		Rigging Options:	Flying

FEATURES:

- 600 watt
- 90° x 45° dispersion for even coverage
- Lightweight: 18.9 kg
- Scratch resistant painting



Pure-15

D3742 15" Passive Full-range Speaker

DAP

Specifications:		X-over Freq. High:	2000 Hz
RMS In. Pwr.:	400 W	Woofers V.C.:	2.5"
Peak In. Pwr.:	800 W	Comp. Driver V.C.:	1.75"
Pass. In. Conn.:	NL4	Horz. °:	75°
Speaker Sys.:	2-way	Vert. °:	50°
Speaker Ω:	8 Ω	Height (mm):	648 mm
Max. SPL. at 1 m:	128 dB	Width (mm):	407 mm
Freq. Resp. (-10dB) Min.:	40 Hz	Length (mm):	415 mm
Freq. Resp. (-10dB) Max.:	20 Hz	Material:	Wood
X-over Freq. Low:	42 Hz	Weight:	25 kg
		Rigging Options:	Flying

FEATURES:

- 800 watt
- 90° x 45° dispersion for even coverage
- High sensitivity: 99 dB/1 W/1 m
- Scratch resistant painting

Pure-15S

D3743 15" Passive Subwoofer

DAP

Specifications:		Freq. Resp. (-10dB) Max.:	200 Hz
		X-over Freq. Low:	36 Hz
RMS In. Pwr.:	600 W	Woofer V.C.:	4"
Peak In. Pwr.:	1200 W	Height (mm):	570 mm
Pass. In. Conn.:	NL4	Width (mm):	454 mm
Speaker Sys.:	Subwoofer	Length (mm):	552 mm
Speaker Ω :	8 Ω	Material:	Wood
Max. SPL. at 1 m:	131 dB	Weight:	31 kg
Freq. Resp. (-10dB) Min.:	35 Hz	Rigging Options:	Stacking

FEATURES:

- 1200 watt
- 15" die-cast woofer with 4" voice-coil
- Optimised for best size/weight to SPL output ratio
- M20/35 mm Pole Mount



Pure-18S

D3744 18" Passive Subwoofer

DAP

Specifications:		Freq. Resp. (-10dB) Max.:	200 Hz
		X-over Freq. Low:	32 Hz
RMS In. Pwr.:	800 W	Woofer V.C.:	4"
Peak In. Pwr.:	1600 W	Height (mm):	655 mm
Pass. In. Conn.:	NL4	Width (mm):	520 mm
Speaker Sys.:	Subwoofer	Length (mm):	602 mm
Speaker Ω :	8 Ω	Material:	Wood
Max. SPL. at 1 m:	133 dB	Weight:	36 kg
Freq. Resp. (-10dB) Min.:	32 Hz	Rigging Options:	Stacking

FEATURES:

- 1600 watt
- 18" die-cast woofer with 4" voice-coil
- Optimised for best size/weight to SPL output ratio
- M20/35 mm Pole Mount





DRX-8A

D3634 8" Active Full-range Speaker

DAP

Specifications:

Low Driver Pwr.: 150 W
 High Driver Pwr.: 25 W
 RMS Out. Pwr.: 175 W
 Peak Out. Pwr.: 350 W
 Mono In.: 1
 THD Level: < 0.5 %
 Signal-to-noise Ratio: > 80 dB
 Amp Technology: Class AB
 Speaker Sys.: 2-way
 Max. SPL. at 1 m: 119.5 dB
 Freq. Resp. (-6dB) Min.: 68 Hz
 Freq. Resp. (-6dB) Max.: 20000 Hz

Woofer V.C.: 1.5 "
 Comp. Driver V.C.: 1 "
 Horz. °: 50 °
 Vert. °: 50 °
 Pwr. Supp.: 100-240 VAC 50-60 Hz
 Pwr. Cons.: 117 W
 Pwr. Conn. In.: IEC C13 female
 Height (mm): 542 mm
 Width (mm): 360 mm
 Length (mm): 352 mm
 Material: Wood
 Weight: 13 kg
 Electronic Prot.: Clip limiter (fixed) / DC voltage / Thermal

FEATURES:

- 175 watt
- Bi-amp
- Lightweight: 13 kg
- Reinforced cabinet



DRX-10A

D3635 10" Active Full-range Speaker

DAP

Specifications:

Low Driver Pwr.: 170 W
 High Driver Pwr.: 25 W
 RMS Out. Pwr.: 195 W
 Peak Out. Pwr.: 390 W
 Mono In.: 1
 THD Level: < 0.5 %
 Signal-to-noise Ratio: > 80 dB
 Amp Technology: Class AB
 Speaker Sys.: 2-way
 Max. SPL. at 1 m: 120 dB
 Freq. Resp. (-6dB) Min.: 55 Hz
 Freq. Resp. (-6dB) Max.: 20000 Hz

Woofer V.C.: 2 "
 Comp. Driver V.C.: 1 "
 Horz. °: 50 °
 Vert. °: 50 °
 Pwr. Supp.: 100-240 VAC 50-60 Hz
 Pwr. Cons.: 201 W
 Pwr. Conn. In.: IEC C13 female
 Height (mm): 550 mm
 Width (mm): 320 mm
 Length (mm): 328.8 mm
 Material: Wood
 Weight: 16 kg
 Electronic Prot.: Clip limiter (fixed) / DC voltage / Thermal

FEATURES:

- 195 watt
- Bi-amp
- Lightweight: 16 kg
- Reinforced cabinet



DRX-12A

D3636 12" Active Full-range Speaker

DAP

Specifications:

Low Driver Pwr.: 200 W
 High Driver Pwr.: 30 W
 RMS Out. Pwr.: 230 W
 Peak Out. Pwr.: 460 W
 Mono In.: 1
 THD Level: < 0.5 %
 Signal-to-noise Ratio: > 80 dB
 Amp Technology: Class AB
 Speaker Sys.: 2-way
 Max. SPL. at 1 m: 122 dB
 Freq. Resp. (-6dB) Min.: 50 Hz
 Freq. Resp. (-6dB) Max.: 20000 Hz

Woofer V.C.: 2 "
 Comp. Driver V.C.: 1 "
 Horz. °: 50 °
 Vert. °: 50 °
 Pwr. Supp.: 100-240 VAC 50-60 Hz
 Pwr. Cons.: 350 W
 Pwr. Conn. In.: IEC C13 female
 Height (mm): 573.5 mm
 Width (mm): 370.8 mm
 Length (mm): 360 mm
 Material: Wood
 Weight: 18 kg
 Electronic Prot.: Clip limiter (fixed) / DC voltage / Thermal

FEATURES:

- 230 watt
- Bi-amp
- Lightweight: 18 kg
- Reinforced cabinet

DRX-15A

D3637 15" Active Full-range Speaker

DAP

Specifications:

Low Driver Pwr.: 220 W
 High Driver Pwr.: 30 W
 RMS Out. Pwr.: 250 W
 Peak Out. Pwr.: 500 W
 Mono In.: 1
 THD Level: < 0.5 %
 Signal-to-noise Ratio: > 80 dB
 Amp Technology: Class AB
 Speaker Sys.: 2-way
 Max. SPL. at 1 m: 123.5 dB
 Freq. Resp. (-6dB) Min.: 50 Hz
 Freq. Resp. (-6dB) Max.: 20000 Hz

Woofer V.C.: 2 "
 Comp. Driver V.C.: 1 "
 Horz. °: 50 °
 Vert. °: 50 °
 Pwr. Supp.: 100-240 VAC 50-60 Hz
 Pwr. Cons.: 245 W
 Pwr. Conn. In.: IEC C13 female
 Height (mm): 736 mm
 Width (mm): 486 mm
 Length (mm): 522 mm
 Material: Wood
 Weight: 22 kg
 Electronic Prot.: Clip limiter (fixed) / DC voltage / Thermal

FEATURES:

- 250 watt
- Bi-amp
- Lightweight: 22 kg
- Reinforced cabinet





DRX-10BA

D3640 10" Active Reflex Subwoofer

DAP

Specifications:

Low Driver Pwr.: 300 W
 RMS Out. Pwr.: 300 W
 Peak Out. Pwr.: 600 W
 Mono In.: 2
 THD Level: < 0.5 %
 Signal-to-noise Ratio: > 80 dB
 Amp Technology: Class D
 Speaker Sys.: Subwoofer
 Max. SPL. at 1 m: 121.8 dB
 Freq. Resp. (-6dB) Min.: 50 Hz
 Freq. Resp. (-6dB) Max.: 120 Hz

X-over Freq. High: 100 Hz
 Woofer V.C.: 2.5 "
 Pwr. Supp.: 100-240 VAC 50-60 Hz
 Pwr. Cons.: 300 W
 Pwr. Conn. In.: IEC C13 female
 Height (mm): 325 mm
 Width (mm): 465 mm
 Length (mm): 421 mm
 Material: Wood
 Weight: 15.46 kg
 Electronic Prot.: Clip limiter (fixed) /
 Convection-fan / DC
 voltage / Thermal

FEATURES:

- 600 watt
- High Pass output
- Compact design
- Lightweight: 15.46 kg



DRX-12BA

D3641 12" Active Reflex Subwoofer

DAP

Specifications:

Low Driver Pwr.: 300 W
 RMS Out. Pwr.: 300 W
 Peak Out. Pwr.: 600 W
 Mono In.: 2
 THD Level: < 0.5 %
 Signal-to-noise Ratio: > 80 dB
 Amp Technology: Class D
 Speaker Sys.: Subwoofer
 Max. SPL. at 1 m: 123.8 dB
 Freq. Resp. (-6dB) Min.: 47 Hz
 Freq. Resp. (-6dB) Max.: 125 Hz

X-over Freq. High: 100 Hz
 Woofer V.C.: 2.5 "
 Pwr. Supp.: 100-240 VAC 50-60 Hz
 Pwr. Cons.: 300 W
 Pwr. Conn. In.: IEC C13 female
 Height (mm): 370 mm
 Width (mm): 530 mm
 Length (mm): 480 mm
 Material: Wood
 Weight: 18.6 kg
 Electronic Prot.: Clip limiter (fixed) /
 Convection-fan / DC
 voltage / Thermal

FEATURES:

- 600 watt
- High Pass output
- Compact design
- Lightweight: 18.6 kg

DRX-15BA

D3642 15" Active Reflex Subwoofer

DAP

Specifications:

Low Driver Pwr.:	300 W
RMS Out. Pwr.:	300 W
Peak Out. Pwr.:	600 W
Mono In.:	2
THD Level:	< 0.5 %
Signal-to-noise Ratio:	> 80 dB
Amp Technology:	Class D
Speaker Sys.:	Subwoofer
Max. SPL. at 1 m:	124.8 dB
Freq. Resp. (-6dB) Min.:	45 Hz
Freq. Resp. (-6dB) Max.:	125 Hz

X-over Freq. High:	100 Hz
Woofer V.C.:	2.5 "
Pwr. Supp.:	100-240 VAC 50-60 Hz
Pwr. Cons.:	300 W
Pwr. Conn. In.:	IEC C13 female
Height (mm):	450 mm
Width (mm):	580 mm
Length (mm):	480 mm
Material:	Wood
Weight:	22.4 kg
Electronic Prot.:	Clip limiter (fixed) / Convection-fan / DC voltage / Thermal

FEATURES:

- 600 watt
- High Pass output
- Compact design
- Lightweight: 22.4 kg



DRX-18BA

D3647 18" Active Reflex Subwoofer

DAP

Specifications:

Low Driver Pwr.:	350 W
RMS Out. Pwr.:	350 W
Peak Out. Pwr.:	700 W
Mono In.:	2
THD Level:	< 0.5 %
Signal-to-noise Ratio:	> 80 dB
Amp Technology:	Class D
Speaker Sys.:	Subwoofer
Max. SPL. at 1 m:	126 dB
Freq. Resp. (-6dB) Min.:	35 Hz
Freq. Resp. (-6dB) Max.:	120 Hz

X-over Freq. High:	100 Hz
Woofer V.C.:	3 "
Pwr. Supp.:	100-240 VAC 50-60 Hz
Pwr. Cons.:	350 W
Pwr. Conn. In.:	IEC C13 female
Height (mm):	535 mm
Width (mm):	661 mm
Length (mm):	515 mm
Material:	Wood
Weight:	27.4 kg
Electronic Prot.:	Clip limiter (fixed) / Convection-fan / DC voltage / Thermal

FEATURES:

- 700 watt
- High Pass output
- Multidimensional design
- 35 - 120 Hz





Splash 8A

D3588 8" Active Full-range Speaker

DAP

Specifications:

Low Driver Pwr.: 90 W
 High Driver Pwr.: 30 W
 RMS Out. Pwr.: 120 W
 Peak Out. Pwr.: 240 W
 Mono In.: 1
 THD Level: < 0.5 %
 Signal-to-noise Ratio: > 80 dB
 Amp Technology: Class D
 Speaker Sys.: 2-way
 Max. SPL. at 1 m: 113 dB
 Freq. Resp. (-6dB) Min.: 68 Hz
 Freq. Resp. (-6dB) Max.: 20000 Hz
 X-over Freq. High: 2.2 Hz

Woofers V.C.: 1.5 "
 Comp. Driver V.C.: 1 "
 Horz. °: 90 °
 Vert. °: 45 °
 Pwr. Supp.: 100-240 VAC 50-60 Hz
 Pwr. Cons.: 44 W
 Pwr. Conn. In.: IEC C13 female
 Height (mm): 420 mm
 Width (mm): 270 mm
 Length (mm): 240 mm
 Material: ABS
 Weight: 5.53 kg
 Electronic Prot.: Clip limiter (fixed) / DC voltage / Softstart / Thermal

FEATURES:

- Compact, lightweight and robust ABS housing
- High sound pressure
- Universally applicable



Splash 10A

D3589 10" Active Full-range Speaker

DAP

Specifications:

Low Driver Pwr.: 90 W
 High Driver Pwr.: 30 W
 RMS Out. Pwr.: 120 W
 Peak Out. Pwr.: 240 W
 Mono In.: 1
 THD Level: < 0.5 %
 Signal-to-noise Ratio: > 80 dB
 Amp Technology: Class D
 Speaker Sys.: 2-way
 Max. SPL. at 1 m: 116 dB
 Freq. Resp. (-6dB) Min.: 65 Hz
 Freq. Resp. (-6dB) Max.: 20 Hz
 X-over Freq. High: 2.8 Hz

Woofers V.C.: 1.5 "
 Comp. Driver V.C.: 1 "
 Horz. °: 90 °
 Vert. °: 45 °
 Pwr. Supp.: 100-240 VAC 50-60 Hz
 Pwr. Cons.: 75 W
 Pwr. Conn. In.: IEC C13 female
 Height (mm): 460 mm
 Width (mm): 285 mm
 Length (mm): 265 mm
 Material: ABS
 Weight: 6.92 kg
 Electronic Prot.: Clip limiter (fixed) / DC voltage / Softstart / Thermal

FEATURES:

- Compact, lightweight and robust ABS housing
- High sound pressure
- Universally applicable

Splash 12A

D3590 12" Active Full-range Speaker

DAP

Specifications:

Low Driver Pwr.:	150 W
High Driver Pwr.:	50 W
RMS Out. Pwr.:	200 W
Peak Out. Pwr.:	400 W
Mono In.:	1
THD Level:	< 0.5 %
Signal-to-noise Ratio:	> 80 dB
Amp Technology:	Class AB & D
Speaker Sys.:	2-way
Max. SPL. at 1 m:	119 dB
Freq. Resp. (-6dB) Min.:	55 Hz
Freq. Resp. (-6dB) Max.:	20000 Hz
X-over Freq. High:	3.5 Hz

Woofer V.C.:	2"
Comp. Driver V.C.:	1"
Horz. °:	90 °
Vert. °:	45 °
Pwr. Supp.:	100-240 VAC 50-60 Hz
Pwr. Cons.:	175 W
Pwr. Conn. In.:	IEC C13 female
Height (mm):	607 mm
Width (mm):	380 mm
Length (mm):	337 mm
Material:	ABS
Weight:	13.75 kg
Electronic Prot.:	Clip limiter (fixed) / DC voltage / Softstart / Thermal

FEATURES:

- Compact, lightweight and robust ABS housing
- Switchable Contour function
- High sound pressure
- Universally applicable



Splash 15A

D3591 15" Active Full-range Speaker

DAP

Specifications:

Low Driver Pwr.:	150 W
High Driver Pwr.:	50 W
RMS Out. Pwr.:	200 W
Peak Out. Pwr.:	400 W
Mono In.:	1
THD Level:	< 0.5 %
Signal-to-noise Ratio:	> 80 dB
Amp Technology:	Class AB & D
Speaker Sys.:	2-way
Max. SPL. at 1 m:	121 dB
Freq. Resp. (-6dB) Min.:	50 Hz
Freq. Resp. (-6dB) Max.:	20000 Hz
X-over Freq. High:	3.5 Hz

Woofer V.C.:	2"
Comp. Driver V.C.:	1"
Horz. °:	90 °
Vert. °:	45 °
Pwr. Supp.:	100-240 VAC 50-60 Hz
Pwr. Cons.:	260 W
Pwr. Conn. In.:	IEC C13 female
Height (mm):	625 mm
Width (mm):	386 mm
Length (mm):	366 mm
Material:	ABS
Weight:	14.86 kg
Electronic Prot.:	Clip limiter (fixed) / DC voltage / Softstart / Thermal

FEATURES:

- Compact, lightweight and robust ABS housing
- Switchable Contour function
- High sound pressure
- Universally applicable





M10

D3660 10" Active Monitor

DAP

Specifications:

Low Driver Pwr.:	350 W
High Driver Pwr.:	65 W
RMS Out. Pwr.:	415 W
Mono In.:	1
THD Level:	< 0.5 %
Signal-to-noise Ratio:	> 90 dB
Amp Technology:	Class D
Speaker Sys.:	2-way
Max. SPL. at 1 m:	126 dB
Freq. Resp. (-10dB) Min.:	70 Hz
Freq. Resp. (-10dB) Max.:	20000 Hz
Woofer V.C.:	2.5 "

Comp. Driver V.C.:	1 "
Horz. °:	70 °
Vert. °:	70 °
Pwr. Supp.:	100-240 VAC 50-60 Hz
Pwr. Cons.:	80 W
Pwr. Conn. In.:	powerCON Blue
Height (mm):	278 mm
Width (mm):	364 mm
Length (mm):	430 mm
Material:	Wood
Weight:	11.4 kg
Electronic Prot.:	Clip limiter (fixed) / Convection-fan / DC voltage / Thermal

FEATURES:

- Compact and lightweight
- Powerful 415 W Class D amplifier
- Easy daisy chain with XLR and powerCON
- Stage proof design with rugged metal protective grill



M12

D3661 12" Active Monitor

DAP

Specifications:

Low Driver Pwr.:	350 W
High Driver Pwr.:	65 W
RMS Out. Pwr.:	415 W
Mono In.:	1
THD Level:	< 0.5 %
Signal-to-noise Ratio:	> 90 dB
Amp Technology:	Class D
Speaker Sys.:	2-way
Max. SPL. at 1 m:	127 dB
Freq. Resp. (-10dB) Min.:	65 Hz
Freq. Resp. (-10dB) Max.:	20000 Hz
Woofer V.C.:	2.5 "

Comp. Driver V.C.:	1 "
Horz. °:	70 °
Vert. °:	70 °
Pwr. Supp.:	100-240 VAC 50-60 Hz
Pwr. Cons.:	80 W
Pwr. Conn. In.:	powerCON Blue
Height (mm):	314 mm
Width (mm):	394 mm
Length (mm):	495 mm
Material:	Wood
Weight:	14.4 kg
Electronic Prot.:	Clip limiter (fixed) / Convection-fan / DC voltage / Thermal

FEATURES:

- Compact and lightweight
- Powerful 415 W Class D amplifier
- Easy daisy chain with XLR and powerCON
- Stage proof design with rugged metal protective grill



M15

D3662 15" Active Monitor

DAP

Specifications:

Low Driver Pwr.:	350 W
High Driver Pwr.:	65 W
RMS Out. Pwr.:	415 W
Mono In.:	1
THD Level:	< 0.5 %
Signal-to-noise Ratio:	> 90 dB
Amp Technology:	Class D
Speaker Sys.:	2-way
Max. SPL. at 1 m:	128 dB
Freq. Resp. (-10dB) Min.:	60 Hz
Freq. Resp. (-10dB) Max.:	20 Hz
Woofer V.C.:	2.5 "

Comp. Driver V.C.:	1 "
Horz. °:	70 °
Vert. °:	70 °
Pwr. Supp.:	100-240 VAC 50-60 Hz
Pwr. Cons.:	80 W
Pwr. Conn. In.:	powerCON Blue
Height (mm):	342 mm
Width (mm):	495 mm
Length (mm):	538 mm
Material:	Wood
Weight:	18.4 kg
Electronic Prot.:	Clip limiter (fixed) / Convection-fan / DC oltage / Thermal

FEATURES:

- Compact and lightweight
- Powerful 415 W Class D amplifier
- Easy daisy chain with XLR and powerCON
- Stage proof design with rugged metal protective grill





Odin SF-12A

D3930 12" Active Full-range Speaker

DAP

Specifications:

Low Driver Pwr.: 350 W
 High Driver Pwr.: 130 W
 RMS Out. Pwr.: 800 W
 Peak Out. Pwr.: 3200 W
 Mono In.: 1
 THD Level: < 0.5 %
 Signal-to-noise Ratio: > 90 dB
 Amp Technology: Class D
 Speaker Sys.: 2-way
 Max. SPL. at 1 m: 128 dB
 X-over Freq. High: 1600 Hz
 Woofer V.C.: 3 "
 Comp. Driver V.C.: 1.75 "
 Horz. °: 80 °

Vert. °: 60 °
 Presets: Yes
 Presets Capacity: 10
 Pwr. Supp.: 100-240 VAC 50-60 Hz
 Pwr. Cons.: 300 W
 Pwr. Conn. In.: powerCON Blue
 Data Conn. In.: etherCON
 Height (mm): 646 mm
 Width (mm): 396 mm
 Length (mm): 379 mm
 Material: Wood
 Weight: 26 kg
 Electronic Prot.: Convection-fan / Digital limiter / Overload / Thermal

FEATURES:

- Celestion driven 2-way full range speaker
- Road proof design and water resistant coating
- Integrated DSP processor
- Active bi-amp system
- Neutrik powerCON Connector In & Out

Case for 2x Odin SF-12A

D7226 Premium Line



Odin SF-15A

D3931 15" Active Full-range Speaker

DAP

Specifications:

Low Driver Pwr.: 350 W
 High Driver Pwr.: 130 W
 RMS Out. Pwr.: 800 W
 Peak Out. Pwr.: 3200 W
 Mono In.: 1
 THD Level: < 0.5 %
 Signal-to-noise Ratio: > 90 dB
 Amp Technology: Class D
 Speaker Sys.: 2-way
 Max. SPL. at 1 m: 129 dB
 X-over Freq. High: 1600 Hz
 Woofer V.C.: 3 "
 Comp. Driver V.C.: 1.75 "
 Horz. °: 80 °

Vert. °: 60 °
 Presets: Yes
 Presets Capacity: 10
 Pwr. Supp.: 100-240 VAC 50-60 Hz
 Pwr. Cons.: 320 W
 Pwr. Conn. In.: powerCON Blue
 Data Conn. In.: etherCON
 Height (mm): 711 mm
 Width (mm): 439 mm
 Length (mm): 395 mm
 Material: Wood
 Weight: 28 kg
 Electronic Prot.: Convection-fan / Digital limiter / Overload / Thermal

FEATURES:

- Celestion driven 2-way full range speaker
- Road proof design and water resistant coating
- Integrated DSP processor
- Neutrik powerCON Connector In & Out
- Active bi-amp system

Case for 2x Odin SF-15A

D7227 Premium Line

Odin T-8A

D3900 2x 8" Active Line-Array Satellite

DAP

Specifications:

Low Driver Pwr.:	650 W	Vert. °:	10 °
High Driver Pwr.:	150 W	Presets:	Yes
RMS Out. Pwr.:	800 W	Presets Capacity:	10
Peak Out. Pwr.:	3200 W	Pwr. Supp.:	100-240 VAC 50-60 Hz
Mono In.:	1	Pwr. Cons.:	300 W
THD Level:	< 0.5 %	Pwr. Conn. In.:	powerCON Blue
Signal-to-noise Ratio:	> 90 dB	Data Conn. In.:	etherCON
Amp Technology:	Class AB & D	Height (mm):	300 mm
Speaker Sys.:	2-way Line-Array	Width (mm):	635 mm
Max. SPL. at 1 m:	129 dB	Length (mm):	468 mm
X-over Freq. High:	1600 Hz	Material:	Wood
Woofer V.C.:	2"	Weight:	22.5 kg
Comp. Driver V.C.:	1.75"	Electronic Prot.:	Convection-fan / Digital limiter / Overload / Thermal
Horz. °:	100 °		



FEATURES:

- Celestion components inside
- Waveguide for optimised low-mid frequency directivity
- Single user 3-point suspension system
- DSP optimised Amplification ensures highest reliability
- Multivoltage Power supply with active PFC





Odin S-18A

D3901 18" Active Line-Array Subwoofer

DAP

Specifications:

Low Driver Pwr.: 1200 W
 RMS Out. Pwr.: 1500 W
 Peak Out. Pwr.: 6000 W
 Mono In.: 1
 THD Level: < 0.5 %
 Signal-to-noise Ratio: > 90 dB
 Amp Technology: Class D
 Speaker Sys.: Subwoofer
 Max. SPL. at 1 m: 136 dB
 X-over Freq. High: 90 Hz
 Woofer V.C.: 4 "
 Presets: Yes

Presets Capacity: 10
 Pwr. Supp.: 100-240 VAC 50-60 Hz
 Pwr. Cons.: 1150 W
 Pwr. Conn. In.: powerCON Blue
 Data Conn. In.: etherCON
 Height (mm): 665 mm
 Width (mm): 635 mm
 Length (mm): 700 mm
 Material: Wood
 Weight: 58.5 kg
 Electronic Prot.: Convection-fan / Digital limiter / Overload / Thermal

FEATURES:

- Celestion 18" woofer inside
- High Power 1.5 KW Class-D Amplifier
- DSP optimised Amplification ensures highest reliability
- Multivoltage Power supply with active PFC



Odin S-218A

D3902 2x 18" Active Line-Array Subwoofer

DAP

Specifications:

Low Driver Pwr.: 1600 W
 RMS Out. Pwr.: 4000 W
 Peak Out. Pwr.: 10000 W
 Mono In.: 1
 THD Level: < 0.5 %
 Signal-to-noise Ratio: > 90 dB
 Amp Technology: Class D
 Speaker Sys.: Subwoofer
 Max. SPL. at 1 m: 141 dB
 Freq. Resp. (-6dB) Min.: 28 Hz
 Freq. Resp. (-6dB) Max.: 110 Hz
 X-over Freq. High: 90 Hz
 Woofer V.C.: 5 "

Presets: Yes
 Presets Capacity: 10
 Pwr. Supp.: 100-240 VAC 50-60 Hz
 Pwr. Cons.: 3100 W
 Pwr. Conn. In.: powerCON Blue
 Data Conn. In.: etherCON
 Height (mm): 665 mm
 Width (mm): 1400 mm
 Length (mm): 635 mm
 Material: Wood
 Weight: 115.5 kg
 Electronic Prot.: Convection-fan / Digital limiter / Overload / Thermal

FEATURES:

- Celestion 2 x 18" woofers inside, 5" Voice coil
- High Power 4 KW Class-D Amplifier
- DSP optimised Amplification ensures highest reliability
- Frequency Response (-6 dB) 28 Hz-110 Hz



Active Series Speakers



Odin Satellite Set

D3900SET01

DAP

Specifications:

The Odin Satellite set consists of:

- 4pcs Odin T-8A Line array satellites
- 2pcs Odin S-18A Line array subs
- 2pcs Odin PM-01 polemount adapter
- 2pcs Distance tube M20
- 1pcs Odin case for 4x T-8A
- 2pcs Transportcover for Odin S-18A

- 4pcs Blue wheel swivel 100mm
- 4pcs Blue wheel swivel & brake 100mm
- 1pcs Daily case 22
- 2pcs 10.0mtr powerCON input cable
- 2pcs 1.5mtr powerCON Link cable
- 2pcs 3.0mtr powerCON Link cable
- 2pcs 1.5mtr Neutrik XLR-XX M/F cable
- 2pcs 3.0mtr Neutrik XLR-XX M/F cable
- 2pcs 10.0mtr Neutrik XLR-XX M/F cable

FEATURES:

- CELESTION components inside
- Waveguide for optimised low-mid frequency directivity
- DSP optimised Amplification ensures highest reliability
- 9 Audio application presets
- Multivoltage Power supply with active PFC



Odin Stack set

D3900SET02

DAP

Specifications:


The Odin Stack set consists of:

- 8pcs Odin T-8A Line array satellites
- 4pcs Odin S-18A Line array subs
- 2pcs Odin case for 4x T-8A
- 2pcs Odin flybar FB-02
- 2pcs Odin CA-01 Connection adapter
- 1pcs Odin CL-4 Connect

- 8pcs 1.5mtr Powercon powercable m/f
- 4pcs 10.0mtr Blue power connector/schuko
- 2pcs Transportcover for Odin S-18A
- 2pcs Odin castorboard
- 1pcs Daily case 47
- 10pcs 1.5mtr Neutrik XLR-XX M/F cable
- 2pcs 10.0mtr Neutrik XLR-XX M/F cable
- 2pcs 15.0mtr FL55 Cat-5 cable
- 10pcs 1.5mtr Cat 5E cable with Neutrik Ethercon

FEATURES:

- Complete speaker setup & transport
- 8 x Odin T-8A satellite speaker
- 4 x Odin S-18A sub
- 2 x DAP T-8A Flight Case
- 2 x FB-02 flybar
- Including cables, connectors, adapters, castor boards and internet hub
- Daily case 47 to transport accessories and transport covers



Odin Array set

D3900SET03

DAP

Specifications:

The Odin Array set consists of:

12pcs Odin T-8A Line array satellites
8pcs Odin S-18A Line array subs
3pcs Odin case for 4x T-8A
2pcs Odin flybar FB-01
2pcs Odin flybar FB-02
2pcs Odin CA-01 Connection adapter
1pcs Odin CL-4 Connect
16pcs 1.5mtr Powercon powercable m/f

4pcs 10.0mtr Blue power connector/schuko
4pcs Transportcover for 2x Odin S-18A
4pcs Odin castorboard
1pcs Daily case 47
16pcs 1.5mtr Neutrik XLR-XX M/F cable
4pcs 10.0mtr Neutrik XLR-XX M/F cable
2pcs 10.0mtr FL55 Cat-5 cable
2pcs 15.0mtr FL55 Cat-5 cable
16pcs 1.5mtr Cat 5E cable with Neutrik Ethernet
2pcs MAT-350 Line array tower
2pcs Riggingbar 3 for MAT-series

FEATURES:

- Complete speaker setup & transport
- 12 x Odin T-8A satellite speaker including 2 x stands
- 8 x Odin S-18A sub
- 3 x DAP T-8A Flight Case
- 2 x FB-01 & 1 x FB-02 flybar
- Including cables, connectors, adapters, castor boards and ethernet hub
- Daily case 47 to transport accessories and transport covers



Active Series Speakers



Pure-10A

D3719 10" Active Full-range Speaker

DAP

Specifications:

Low Driver Pwr.:	130 W
High Driver Pwr.:	20 W
RMS Out. Pwr.:	600 W
Peak Out. Pwr.:	1200 W
Mono In.:	2
Auxiliary Inputs:	1
THD Level:	< 0.5 %
Signal-to-noise Ratio:	> 105 dB
Amp Technology:	Class D
Speaker Sys.:	2-way
Max. SPL. at 1 m:	125 dB
Freq. Resp. (-6dB) Min.:	52 Hz
Freq. Resp. (-6dB) Max.:	20000 Hz
X-over Freq. High:	2100 Hz
Woofer V.C.:	2 "

Comp. Driver V.C.:	1.75 "
Horz. °:	90 °
Vert. °:	60 °
Presets:	Yes
Presets Capacity:	6
Pwr. Supp.:	100-240 VAC 50-60 Hz
Pwr. Cons.:	300 W
Pwr. Conn. In.:	Pro Power Blue
Height (mm):	500 mm
Width (mm):	320 mm
Length (mm):	324 mm
Material:	Wood
Weight:	13 kg
Electronic Prot.:	Compressor / Convection-fan / Digital limiter / Overload / Thermal

FEATURES:

- 600 W RMS
- Active speaker system
- 24-bit DSP processor with LCD-display
- 2-CH Input Mixer
- 35 mm Pole Mount



Pure-12A

D3721 12" Active Full-range Speaker

DAP

Specifications:

Low Driver Pwr.:	500 W
High Driver Pwr.:	100 W
RMS Out. Pwr.:	600 W
Peak Out. Pwr.:	1200 W
Mono In.:	2
Auxiliary Inputs:	1
THD Level:	< 0.5 %
Signal-to-noise Ratio:	> 105 dB
Amp Technology:	Class D
Speaker Sys.:	2-way
Max. SPL. at 1 m:	126 dB
Freq. Resp. (-6dB) Min.:	45 Hz
Freq. Resp. (-6dB) Max.:	20000 Hz
X-over Freq. High:	2200 Hz
Woofer V.C.:	2.5 "

Comp. Driver V.C.:	1.75 "
Horz. °:	75 °
Vert. °:	50 °
Presets:	Yes
Presets Capacity:	6
Pwr. Supp.:	100-240 VAC 50-60 Hz
Pwr. Cons.:	300 W
Pwr. Conn. In.:	Pro Power Blue
Height (mm):	550 mm
Width (mm):	365 mm
Length (mm):	356 mm
Material:	Wood
Weight:	23 kg
Electronic Prot.:	Compressor / Convection-fan / Digital limiter / Overload / Thermal

FEATURES:

- 600 W RMS
- Active speaker system
- 24-bit DSP processor with LCD-display
- 2-CH Input Mixer
- 35 mm Pole Mount

Pure-15A

D3720 15" Active Full-range Speaker

DAP

Specifications:

Low Driver Pwr.:	500 W	Horz. °:	75 °
High Driver Pwr.:	100 W	Vert. °:	50 °
RMS Out. Pwr.:	600 W	Presets:	Yes
Peak Out. Pwr.:	1200 W	Presets Capacity:	6
Mono In.:	2	Pwr. Supp.:	100-240 VAC 50-60 Hz
Auxiliary Inputs:	1	Pwr. Cons.:	600 W
THD Level:	< 0.5 %	Pwr. Conn. In.:	Pro Power Blue
Signal-to-noise Ratio:	> 105 dB	Height (mm):	640 mm
Amp Technology:	Class D	Width (mm):	426 mm
Speaker Sys.:	2-way	Length (mm):	410 mm
Max. SPL. at 1 m:	128 dB	Material:	Wood
Freq. Resp. (-6dB) Min.:	40 Hz	Weight:	29 kg
Freq. Resp. (-6dB) Max.:	20000 Hz	Electronic Prot.:	Compressor / Convection-fan / Digital limiter / Overload / Thermal
X-over Freq. High:	2100 Hz		
Woofer V.C.:	3 "		
Comp. Driver V.C.:	1.75 "		

FEATURES:

- 600 W RMS
- Active speaker system
- 24-bit DSP processor with LCD-display
- 2-CH Input Mixer
- 35 mm Pole Mount



Active Series Speakers



Pure-15AS

D3726 15" Active Subwoofer

DAP

Specifications:

Low Driver Pwr.:	800 W
RMS Out. Pwr.:	800 W
Peak Out. Pwr.:	1600 W
Mono In.:	2
THD Level:	< 0.5 %
Signal-to-noise Ratio:	> 105 dB
Amp Technology:	Class D
Speaker Sys.:	Subwoofer
Max. SPL. at 1 m:	128 dB
Freq. Resp. (-6dB) Min.:	38 Hz
Freq. Resp. (-6dB) Max.:	150 Hz
Woofer V.C.:	4"

Presets:	Yes
Presets Capacity:	6
Pwr. Supp.:	100-240 VAC 50-60 Hz
Pwr. Cons.:	620 W
Pwr. Conn. In.:	Pro Power Blue
Height (mm):	570 mm
Width (mm):	454 mm
Length (mm):	552 mm
Material:	Wood
Weight:	33.76 kg
Electronic Prot.:	Compressor / Convection-fan / Digital limiter / Thermal

FEATURES:

- 800 W RMS, 1600 W Class-D
- Active speaker system
- 24-bit DSP processor with LCD-display
- 2-CH Input Mixer
- M20/35 mm Pole Mount



Pure-18AS

D3725 18" Active Subwoofer

DAP

Specifications:

Low Driver Pwr.:	800 W
RMS Out. Pwr.:	800 W
Peak Out. Pwr.:	1600 W
Mono In.:	2
THD Level:	< 0.5 %
Signal-to-noise Ratio:	> 105 dB
Amp Technology:	Class D
Speaker Sys.:	Subwoofer
Max. SPL. at 1 m:	129 dB
Freq. Resp. (-6dB) Min.:	35 Hz
Freq. Resp. (-6dB) Max.:	150 Hz
Woofer V.C.:	4"

Presets:	Yes
Presets Capacity:	6
Pwr. Supp.:	100-240 VAC 50-60 Hz
Pwr. Cons.:	612 W
Pwr. Conn. In.:	Pro Power Blue
Height (mm):	655 mm
Width (mm):	520 mm
Length (mm):	602 mm
Material:	Wood
Weight:	38 kg
Electronic Prot.:	Compressor / Convection-fan / Digital limiter / Overload / Thermal

FEATURES:

- 800 W RMS, 1600 W Class-D
- Active speaker system
- 24-bit DSP processor with LCD-display
- 2-CH Input Mixer
- M20/35 mm Pole Mount

Pure Club 12

D3760 12" + 6" Active Speaker Set

DAP

Specifications:

RMS Out. Pwr.:	590 W
Peak Out. Pwr.:	1180 W
Top Cabinet High Driver Pwr.:	120 W
Top Cabinet Low Driver Pwr.:	120 W
Sub Pwr.:	350 W
Passive High Out. Conn.:	NL4
Mono In.:	2
Mono In. Conn.:	3-pin XLR / RCA / TRS balanced 6.3 mm
THD Level:	< 0.5 %
Signal-to-noise Ratio:	> 100 dB
Amp Technology:	Class AB
Damping Factor:	100 :1
Speaker Sys.:	Active Sub-Top Set
Speaker Sens. (1 W/1 m):	95 dB
Sub. Sens. (1 W/1 m):	100 dB
Max. SPL. subwoofer at 1 m:	125.4 dB
Max. SPL. top cabinet at 1 m:	115.8 dB
Freq. Resp. Min.:	45 Hz
Freq. Resp. Max.:	20000 Hz
X-over Freq. High:	2700 Hz
Woofers Ø:	12 "
Woofers V.C.:	2 "
Sat. Woofers:	6.5

Sat. Woofers V.C.:	1.5
Comp. Driver Ø:	1 "
Comp. Driver V.C.:	1 "
Subwoofer Horz. °:	360 °
Subwoofer Vert. °:	180 °
Satellite Horz. °:	90 °
Satellite Vert. °:	60 °
Pwr. Supp.:	100-240 VAC
	50-60 Hz
	1000 W
Pwr. Cons.:	Pro Power Blue
Pwr. Conn. In.:	ProPower Grey
Pwr. Conn. Out.:	388 mm
Height Top:	245 mm
Width Top:	240 mm
Length Top:	507 mm
Height Sub:	450 mm
Width Sub:	595 mm
Length Sub:	Wood
Material:	12 mm
Material Thickn.:	6.24 kg
Weight Top:	27.42 kg
Weight Sub:	Clip limiter (fixed) / Convection-fan / DC voltage / Softstart / Thermal
Electronic Prot.:	

FEATURES:

- Built-in amplifiers & dynamics
- HiFi Sound quality
- Adjustable subwoofer level
- Phase invert switch



Pure Club 15

D3761 15" + 8" Active Speaker Set

DAP

Specifications:

RMS Out. Pwr.:	700 W
Peak Out. Pwr.:	1400 W
Top Cabinet High Driver Pwr.:	150 W
Top Cabinet Low Driver Pwr.:	150 W
Sub Pwr.:	400 W
Passive High Out. Conn.:	NL4
Mono In.:	2
Mono In. Conn.:	3-pin XLR / RCA / TRS balanced 6.3 mm
THD Level:	< 0.5 %
Signal-to-noise Ratio:	> 103 dB
Amp Technology:	Class D / Class H
Damping Factor:	400 :1
Speaker Sys.:	Active Sub-Top Set
Speaker Sens. (1 W/1 m):	102 dB
Subwoofer Sens. (1 W/1 m):	95 dB
Max. SPL. sub. at 1 m:	128 dB
Max. SPL. top cabinet at 1 m:	116.8 dB
Freq. Resp. Min.:	40 Hz
Freq. Resp. Max.:	20 Hz
X-over Freq. High:	2.7 Hz
Woofers Ø:	15 "
Woofers V.C.:	3 "
Sat. Woofers:	8
Sat. Woofers V.C.:	2 "
Comp. Driver Ø:	1 "

Comp. Driver V.C.:	1 "
Horz. °:	90 °
Vert. °:	60 °
Subwoofer Horz. °:	360 °
Subwoofer Vert. °:	180 °
Satellite Horz. °:	90 °
Satellite Vert. °:	60 °
Pwr. Supp.:	100-240 VAC
	50-60 Hz
	1200 W
Pwr. Cons.:	Pro Power Blue
Pwr. Conn. In.:	ProPower Grey
Pwr. Conn. Out.:	420 mm
Height Top:	250 mm
Width Top:	265 mm
Length Top:	570 mm
Height Sub:	454 mm
Width Sub:	625 mm
Length Sub:	Wood
Material:	12 mm
Material Thickn.:	7.9 kg
Weight Top:	32.5 kg
Weight Sub:	Clip limiter / DC voltage / Digital limiter / High frequency / Overheat / RF / Short circuit / Softstart
Electronic Prot.:	

FEATURES:

- Compact & Powerful
- 24-bit DSP Processor with LCD-display
- Natural sound quality
- Fully customizable EQ





PSS-106

D2612 6" Battery Speaker, without Microphone

D2613 6" Battery Speaker, incl. Wireless Handheld Microphone

DAP

Specifications:

RMS Out. Pwr.:	160 W	Comp. Driver Ø:	1"
Mono In.:	2	WL Mic. Freq. Start:	863 MHz
Mono In. Conn.:	3-pin XLR / TRS unbalanced	WL Mic. Freq. End:	865 MHz
	6.3 mm	Batt. Type:	Lithium ion
Auxiliary Inputs:	1	Runtime @Full:	5 h
Auxiliary Input Conn.:	TRS balanced 3.5 mm	Charging Time:	4 h
Supp. Audio Files:	MP3	Pwr. Supp.:	220V-240 VAC 50 Hz
Media I/O:	USB-A / SD Card	Pwr. Cons.:	200 W
Max. SPL. at 1 m:	110 dB	Pwr. Conn. In.:	IEC C13 female
Freq. Resp. Min.:	70 Hz	Height (mm):	323 mm
Freq. Resp. Max.:	20000 Hz	Width (mm):	240 mm
Woofer Ø:	6.5"	Length (mm):	265 mm
		Weight:	7 kg
		IP Rate:	IP20 (indoor use only)

FEATURES:

- Battery Operated
- MP3 Player
- Bluetooth functionality



PSS-110 MKIII

D2611 10" Battery Speaker, incl. Wireless Handheld Microphone

DAP

Specifications:

Low Driver Pwr.:	135 W	Woofer Ø:	10"
High Driver Pwr.:	65 W	Comp. Driver Ø:	1"
RMS Out. Pwr.:	200 W	Horz. °:	90°
Mono In.:	1	Vert. °:	45°
Mono In. Conn.:	3-pin XLR / TRS bal.	WL Mic. Freq. Start:	615 MHz
	6.3 mm	WL Mic. Freq. End:	637 MHz
Auxiliary Inputs:	1	Batt. Type:	AA / Lithium ion
Auxiliary Input Conn.:	RCA / TRS bal. 3.5 mm	Runtime @Full:	3 h
Supp. Audio Files:	MP3	Charging Time:	5 h
Media I/O:	USB-A	Pwr. Supp.:	100-240 VAC
THD Level:	< 0.1%		50-60 Hz
Signal-to-noise Ratio Mic:	> 70dB	Pwr. Cons.:	40 W
Signal-to-noise Ratio Line:	> 75 dB	Pwr. Conn. In.:	IEC C13 female
Amp Technology:	Class D /Class H	Height (mm):	910 mm
Max. SPL. at 1 m:	117 dB	Width (mm):	290 mm
Freq. Resp. Min.:	65 Hz	Length (mm):	300 mm
Freq. Resp. Max.:	20 Hz	Weight:	13 kg
		IP Rate:	IP20(indoor use only)
		Castors:	2

FEATURES:

- Main power & battery operation
- Built-in battery charger with overload protection
- All in one concept: USB player, mixer and wireless mic
- Trolley model makes transportation easy

Handheld Microphone for PSS-106 DAP

D2621



Mic receiver for PSS-106 DAP

D2625



Xi-3

D3432 4" Passive Installation Speaker - Black (2 Pcs)

D3433 4" Passive Installation Speaker - White (2 Pcs)

DAP

Specifications:		Freq. Resp. (-10dB) Max.: 20 Hz	
RMS In. Pwr.:	30 W	Woofer Ø: 4"	
Peak In. Pwr.:	90 W	Woofer V.C.:	1"
Pass. In. Conn.:	TRS unbalanced 6,3mm	Comp. Driver Ø:	0.5"
Passive Out. Conn.:	TRS unbalanced 6.3 mm	Horz. °:	110°
THD Level:	< 0.5 %	Vert. °:	20°
Speaker Sys.:	2-way	Height (mm):	141 mm
Speaker Sens.(1 W/1 m):	88 dB	Width (mm):	170 mm
Speaker Ω:	8 Ω	Length (mm):	145 mm
Max. SPL. at 1 m:	94 dB	Material:	Aluminium
Freq. Resp. Min.:	100 Hz	Colour:	Black
Freq. Resp. Max.:	20000 Hz	Weight:	1.5 kg
Freq. Resp. (-10dB) Min.:	100 Hz	IP Rate:	IP20 (indoor use only)



FEATURES:

- 4-inch passive installation speaker
- Clean full-range hi-fi sound (2-way system)
- 0° to 12° dispersion angle
- Daisy chainable
- 20 cm TRS unbalanced cable included (6.3 mm jack)

Xi-5

D3540 5" Passive Installation Speaker - Black

D3541 5" Passive Installation Speaker - White

DAP

Specifications:		Comp. Driver Ø:	1"
RMS Power Input:	125 W	Comp. Driver V.C.:	1"
Peak Power Input:	500 W	Horz. °:	90°
Pass. In. Conn.:	NL4 / Terminal	Vert. °:	60°
Speaker Sys.:	2-Way	Length (mm):	225 mm
Speaker Sens. (1W/1m):	93 dB	Height (mm):	275 mm
Max. SPL.. (1 m):	120 dB	Width (mm):	205 mm
Freq. Resp. Min. :	80 Hz	Weight:	4,9 kg
Freq. Resp. Max. :	20000 Hz	IP Rate:	IP20(indoor use only)
Freq. Resp. (-6dB) Min.:	80 Hz	Material:	Plywood
Freq. Resp. (-10dB) Min.:	80 Hz	Housing:	Wood
Freq. Resp. (-10dB) Max.:	20000 Hz	Colour:	Black
Woofer Ø:	5"	Rotatable Horn:	No
Woofer V.C.:	1.5"	Speaker Grill:	Steel



FEATURES:

- 5.25 inch passive installation speaker
- Clean full-range Hi-Fi sound (2-way system)
- Multiple mounting & connectivity options
- Rotatable logo for vertical mounting
- Easy detachable magnet mounted grill
- Suitable to any 16 Ω audio infrastructure
- Available in either black and white

Installation Series Speakers



Xi-6

D3542 6" Passive Installation Speaker - Black

D3543 6" Passive Installation Speaker - White

DAP

Specifications:

RMS Power Input:	175 W	Comp. Driver Ø:	1 "
Peak Power Input:	700 W	Comp. Driver V.C.:	1 "
Pass. In. Conn.:	NL4 / Terminal	Horz. °:	90 °
Speaker Sys.:	2-Way	Vert. °:	60 °
Speaker Sens. (1W/1m):	92 dB	Length (mm):	226 mm
Max. SPL. (1 m):	122 dB	Height (mm):	333 mm
Freq. Resp. Min.:	80 Hz	Width (mm):	250 mm
Freq. Resp. Max.:	20000 Hz	Weight:	6 kg
Freq. Resp. (-6dB) Min.:	80 Hz	IP Rate:	IP20(indoor use only)
Freq. Resp. (-10dB) Min.:	60 Hz	Material:	Plywood
Freq. Resp. (-10dB) Max.:	20000 Hz	Housing:	Wood
Woofer Ø:	6.5 "	Colour:	Black
Woofer V.C.:	1.5 "	Rotatable Horn:	No
		Speaker Grill:	Steel

FEATURES:

- 6.5 inch passive installation speaker
- Clean full-range Hi-Fi sound (2-way system)
- Multiple mounting & connectivity options
- Rotatable logo for vertical mounting
- Easy detachable magnet mounted grill
- Suitable to any 16 Ω audio infrastructure
- Available in either black and white



Xi-8

D3544 8" Passive Installation Speaker - Black

D3545 8" Passive Installation Speaker - White

DAP

Specifications:

RMS Power Input:	250 W	Comp. Driver Ø:	1 "
Peak Power Input:	1000 W	Comp. Driver V.C.:	1.4 "
Pass. In. Conn.:	NL4 / Terminal	Horz. °:	90 °
Speaker Sys.:	2-Way	Vert. °:	60 °
Speaker Sens. (1W/1m):	125 dB	Length (mm):	290 mm
Max. SPL. (1 m):	125 dB	Height (mm):	430 mm
Freq. Resp. Min.:	55 Hz	Width (mm):	263 mm
Freq. Resp. Max.:	20000 Hz	Weight:	10,7 kg
Freq. Resp. (-6dB) Min.:	45 Hz	IP Rate:	IP20(indoor use only)
Freq. Resp. (-10dB) Min.:	55 Hz	Material:	Plywood
Freq. Resp. (-10dB) Max.:	20000 Hz	Housing:	Wood
Woofer Ø:	8 "	Colour:	Black
Woofer V.C.:	2 "	Rotatable Horn:	Yes
		Speaker Grill:	Steel

FEATURES:

- 8 inch passive installation speaker
- Clean full-range Hi-Fi sound (2-way system)
- Multiple mounting & connectivity options
- Rotatable horn and logo for vertical mounting
- Easy detachable magnet mounted grill
- Suitable to any 8 Ω audio infrastructure
- Available in either black and white

Xi-10

D3546 10" Passive Installation Speaker - Black

D3547 10" Passive Installation Speaker - White

DAP

Specifications:

RMS Power Input:	300 W	Woofer V.C.:	2.5 "
Peak Power Input:	1200 W	Comp. Driver Ø:	1 "
Pass. In. Conn.:	NL4 / Terminal	Comp. Driver V.C.:	1.4 "
Speaker Sys.:	2-Way	Horz. °:	90 °
Speaker Sens. (1W/1m):	96 dB	Vert. °:	60 °
Max. SPL.. (1 m):	127 dB	Length (mm):	300 mm
Freq. Resp. Min.:	45 Hz	Height (mm):	528 mm
Freq. Resp. Max.:	20000 Hz	Width (mm):	350 mm
Freq. Resp. (-6dB) Min.:	40 Hz	Weight:	14 kg
Freq. Resp. (-10dB) Min.:	45 Hz	IP Rate:	IP20(indoor use only)
Freq. Resp. (-10dB) Max.:	20000 Hz	Material:	Plywood
Woofer Ø:	10 "	Housing:	Wood
		Colour:	White
		Rotatable Horn:	Yes



FEATURES:

- 10 inch passive installation speaker
- Clean full-range Hi-Fi sound (2-way system)
- Multiple mounting & connectivity options
- Rotatable horn and logo for vertical mounting
- Easy detachable magnet mounted grill
- Suitable to any 8 Ω audio infrastructure
- Available in either black and white





Xi-28 MKII

D3452 2x 8" Passive Installation Subwoofer - Black

D3453 2x 8" Passive Installation Subwoofer - White

DAP

Specifications:

RMS In. Pwr.: 400 W
 Peak In. Pwr.: 1600 W
 Pass. In. Conn.: NL4
 Speaker Sys.: Subwoofer
 Speaker Sens. (1 W/1 m): 100 dB
 Speaker Ω : 4 Ω
 Max. SPL. at 1 m: 132 dB
 Freq. Resp. Min.: 45 Hz
 Freq. Resp. Max.: 4000 Hz
 Freq. Resp. (-10dB) Min.: 45 Hz

Freq. Resp. (-10dB) Max.: 4500 Hz
 Woofer \emptyset : 8"
 Woofer V.C.: 2"
 Subwoofer Horz. $^{\circ}$: 360 $^{\circ}$
 Subwoofer Vert. $^{\circ}$: 180 $^{\circ}$
 Height (mm): 240 mm
 Width (mm): 520 mm
 Length (mm): 540 mm
 Material: Wood
 Colour: Black
 Weight: 17 kg
 IP Rate: IP20(indoor use only)

FEATURES:

- Double 8" 4 ohm compact sub
- Natural high pressure bass reproduction
- Extreme tight mountable
- Recessed speakON chassis



Xi-12B

D3442 12" Passive Installation Subwoofer - Black

D3443 12" Passive Installation Subwoofer - White

DAP

Specifications:

RMS In. Pwr.: 300 W
 Peak In. Pwr.: 900 W
 Pass. In. Conn.: NL4 / Terminal
 Passive Out. Conn.: NL4
 Speaker Sys.: Subwoofer
 Speaker Sens. (1 W/1 m): 122 dB
 Speaker Ω : 4 Ω
 Max. SPL. at 1 m: 125 dB
 Freq. Resp. Min.: 45 Hz
 Freq. Resp. Max.: 2800 Hz

Woofer \emptyset : 12"
 Woofer V.C.: 2.55"
 Subwoofer Horz. $^{\circ}$: 360 $^{\circ}$
 Subwoofer Vert. $^{\circ}$: 180 $^{\circ}$
 Height (mm): 500 mm
 Width (mm): 350 mm
 Length (mm): 542 mm
 Material: Wood
 Colour: Black
 Weight: 20.5 kg
 IP Rate: IP20(indoor use only)

FEATURES:

- High Peak SPL: 125 dB
- Smooth frequency response
- Compact design
- Lightweight: 20.5 kg

DCS-6230-16


D6585 6" Passive Ceiling Speaker

DAP

Specifications:

RMS In. Pwr.:	30 W
Peak In. Pwr.:	60 W
Pass. In. Conn.:	Terminal
Speaker Sys.:	2-way
Speaker Sens. (1 W/1 m):	86 dB
Speaker Ω :	16 Ω
Max. SPL. at 1 m:	101 dB
Freq. Resp. Min.:	46 Hz
Freq. Resp. Max.:	19000 Hz
Woofers \emptyset :	6.5 "
Woofers V.C.:	1 "

Comp. Driver \emptyset :	0.75 "
Comp. Driver V.C.:	0.5 "
Horz. $^{\circ}$:	80 $^{\circ}$
Vert. $^{\circ}$:	80 $^{\circ}$
Height (mm):	102 mm
Width (mm):	237 mm
Length (mm):	237 mm
Inst. Depth Ex. Conn.:	98 mm
Material:	Plastic
Colour:	White
Weight:	1.5 kg
IP Rate:	IP20(indoor use only)



FEATURES:

- 30 W recessed ceiling speaker
- 2-way system
- 16 Ω
- 6.5" woofer
- White

DCS-8240-16

D6584 8" Passive Ceiling Speaker

DAP

Specifications:

RMS In. Pwr.:	100 W
Peak In. Pwr.:	200 W
Pass. In. Conn.:	Terminal
Speaker Sys.:	2-way
Speaker Sens. (1 W/1 m):	90 dB
Speaker Ω :	16 Ω
Max. SPL. at 1 m:	110 dB
Freq. Resp. Min.:	50 Hz
Freq. Resp. Max.:	20 Hz
Woofers \emptyset :	8 "

Woofers V.C.:	1.5 "
Comp. Driver \emptyset :	1 "
Comp. Driver V.C.:	1 "
Height (mm):	110 mm
Width (mm):	281 mm
Length (mm):	281 mm
Inst. Depth Ex. Conn.:	105 mm
\emptyset :	245 mm
Material:	Plastic
Colour:	White
Weight:	2.61 kg
IP Rate:	IP20(indoor use only)



FEATURES:

- 100 W recessed ceiling speaker
- 2-way system
- 16 Ω
- 8" woofer
- White

WCSS-230

D6450 6" Active Wireless Ceiling Speaker (2 Pcs)

DAP

Specifications:

Stereo In.:	1
Stereo In. Conn.:	RCA
RMS In. Pwr.:	30 W
Peak In. Pwr.:	60 W
Passive Out. Conn.:	Terminal
THD Level:	< 0.3 %
Signal-to-noise Ratio:	> 100 dB
Amp Technology:	Class D
Speaker Sys.:	2-way
Speaker Sens. (1 W/1 m):	90 dB
Speaker Ω :	8 Ω
Max. SPL. at 1 m:	110 dB
Freq. Resp. Min.:	40 Hz
Freq. Resp. Max.:	20000 Hz
Woofers \emptyset :	6.5 "
Woofers V.C.:	1.5 "

Comp. Driver \emptyset :	1 "
Comp. Driver V.C.:	0.75 "
Horz. $^{\circ}$:	80 $^{\circ}$
Vert. $^{\circ}$:	80 $^{\circ}$
Carr. Freq.:	2.4 GHz
Pwr. Supp.:	100-240 VAC 50-60 Hz
Pwr. Cons.:	50 W
Pwr. Conn. In.:	IEC C7 Non-polar
Data Conn. In.:	RJ45
Height (mm):	98 mm
Width (mm):	233 mm
Length (mm):	233 mm
Inst. Depth Ex. Conn.:	100 mm
\emptyset :	210 mm
Material:	Plastic
Colour:	White
Weight:	3.4 kg
IP Rate:	IP20(indoor use only)



FEATURES:

- Set of 2 speakers
- Wi-Fi and Wired network connection
- Airplay, DNLA, Internet radio
- Direct stream from smart phones
- Multi-room configuration

Installation Series Speakers



EVO 4

D3670 4" Passive Installation Speaker - Black (2 Pcs)

D3671 4" Passive Installation Speaker - White (2 Pcs)

DAP

Specifications:		Woofer V.C.:	1"
RMS In. Pwr.:	40 W	Comp. Driver Ø:	1"
Peak In. Pwr.:	80 W	Comp. Driver V.C.:	0.5"
Pass. In. Conn.:	Terminal	Horz. °:	110°
Speaker Sys.:	2-way	Vert. °:	90°
Speaker Sens. (1 W/1 m):	88 dB	Height (mm):	195 mm
Speaker Ω:	8 Ω	Width (mm):	126 mm
Max. SPL. at 1 m:	110 dB	Length (mm):	127 mm
Freq. Resp. Min.:	100 Hz	Material:	ABS
Freq. Resp. Max.:	20 Hz	Colour:	Black
Woofer Ø:	4"	Weight:	1.8 kg
		IP Rate:	IP54

FEATURES:

- IP54 Protection Rate
- Multi angled Brackets
- Fast and easy installation
- High power handling



EVO 5

D3672 5" Passive Installation Speaker - Black (2 Pcs)

D3673 5" Passive Installation Speaker - White (2 Pcs)

DAP

Specifications:		Woofer V.C.:	1"
RMS In. Pwr.:	60 W	Comp. Driver Ø:	1"
Peak In. Pwr.:	120 W	Comp. Driver V.C.:	0.5"
Pass. In. Conn.:	Terminal	Horz. °:	110°
Speaker Sys.:	2-way	Vert. °:	90°
Speaker Sens. (1 W/1 m):	89 dB	Height (mm):	252 mm
Speaker Ω:	8 Ω	Width (mm):	163 mm
Max. SPL. at 1 m:	113 dB	Length (mm):	163 mm
Freq. Resp. Min.:	80 Hz	Material:	ABS
Freq. Resp. Max.:	20 Hz	Colour:	Black
Woofer Ø:	5.25"	Weight:	2.3 kg
		IP Rate:	IP54

FEATURES:

- IP54 Protection Rate
- Multi angled Brackets
- Fast and easy installation
- High power handling

EVO 6

D3674 6" Passive Installation Speaker - Black (2 Pcs)

D3675 6" Passive Installation Speaker - White (2 Pcs)

DAP

Specifications:		Woofer V.C.:	1.5 "
		Comp. Driver Ø:	1 "
RMS In. Pwr.:	70 W	Comp. Driver V.C.:	1 "
Peak In. Pwr.:	140 W	Horz. °:	110 °
Pass. In. Conn.:	Terminal	Vert. °:	90 °
Speaker Sys.:	2-way	Height (mm):	302 mm
Speaker Sens. (1 W/1 m):	90 dB	Width (mm):	196 mm
Speaker Ω:	8 Ω	Length (mm):	193 mm
Max. SPL. at 1 m:	114 dB	Material:	ABS
Freq. Resp. Min.:	50 Hz	Colour:	Black
Freq. Resp. Max.:	20 Hz	Weight:	3.7 kg
Woofer Ø:	6.5 "	IP Rate:	IP54



FEATURES:

- IP54 Protection Rate
- Multi angled Brackets
- Fast and easy installation
- High power handling

EVO 8

D3676 8" Passive Installation Speaker - Black (2 Pcs)

D3677 8" Passive Installation Speaker - White (2 Pcs)

DAP

Specifications:		Woofer V.C.:	1.5 "
		Comp. Driver Ø:	1 "
RMS In. Pwr.:	80 W	Comp. Driver V.C.:	1 "
Peak In. Pwr.:	160 W	Horz. °:	100 °
Pass. In. Conn.:	Terminal	Vert. °:	90 °
Speaker Sys.:	2-way	Height (mm):	385 mm
Speaker Sens. (1 W/1 m):	90 dB	Width (mm):	250 mm
Speaker Ω:	8 Ω	Length (mm):	227 mm
Max. SPL. at 1 m:	115 dB	Material:	ABS
Freq. Resp. Min.:	48 Hz	Colour:	Black
Freq. Resp. Max.:	20 Hz	Weight:	5.1 kg
Woofer Ø:	8 "	IP Rate:	IP54



FEATURES:

- IP54 Protection Rate
- Multi angled Brackets
- Fast and easy installation
- High power handling

Installation Series Speakers



EVO 5A

D3688 5" Active Installation Speaker - Black (2 Pcs)

D3689 5" Active Installation Speaker - White (2 Pcs)

DAP

Specifications:

Stereo In.:	1	Woofer Ø:	5.25 "
Stereo In. Conn.:	Phoenix / RCA	Woofer V.C.:	1 "
RMS In. Pwr.:	25 W	Comp. Driver Ø:	1 "
Peak In. Pwr.:	50 W	Comp. Driver V.C.:	0.5 "
Passive Out. Conn.:	Terminal	Horz. °:	110 °
THD Level:	< 0.5 %	Vert. °:	90 °
Signal-to-noise Ratio:	> 90 dB	Pwr. Supp.:	240 VAC 50-60 Hz
Amp Technology:	Class D	Pwr. Cons.:	55 W
Speaker Sys.:	2-way	Pwr. Conn. In.:	IEC C7 Non-polar
Speaker Sens. (1 W/1 m):	89 dB	Height (mm):	252 mm
Speaker Ω:	8 Ω	Width (mm):	163 mm
Max. SPL. at 1 m:	109 dB	Length (mm):	163 mm
Freq. Resp. Min.:	80 Hz	Material:	ABS
Freq. Resp. Max.:	20000 Hz	Colour:	Black
		Weight:	5.9 kg
		IP Rate:	IP20(indoor use only)

FEATURES:

- Built-in amplifier
- Multi angled Brackets
- Fast and easy installation
- Balanced inputs



EVO 6A

D3690 6" Active Installation Speaker - Black (2 Pcs)

D3691 6" Active Installation Speaker - White (2 Pcs)

DAP

Specifications:

Stereo In.:	1	Woofer V.C.:	1.5 "
Stereo In. Conn.:	Phoenix / RCA	Comp. Driver Ø:	1 "
RMS In. Pwr.:	35 W	Comp. Driver V.C.:	1 "
Peak In. Pwr.:	70 W	Horz. °:	110 °
THD Level:	< 0.5 %	Vert. °:	90 °
Signal-to-noise Ratio:	> 90 dB	Pwr. Supp.:	240 VAC 50-60 Hz
Amp Technology:	Class D	Pwr. Cons.:	55 W
Speaker Sys.:	2-way	Pwr. Conn. In.:	IEC C7 Non-polar
Speaker Sens. (1 W/1 m):	90 dB	Height (mm):	302 mm
Speaker Ω:	8 Ω	Width (mm):	196 mm
Max. SPL. at 1 m:	111 dB	Length (mm):	193 mm
Freq. Resp. Min.:	50 Hz	Material:	ABS
Freq. Resp. Max.:	20000 Hz	Colour:	Black
Woofer Ø:	6.5 "	Weight:	8.8 kg
		IP Rate:	IP20(indoor use only)

FEATURES:

- Built-in amplifier
- Multi angled Brackets
- Fast and easy installation
- Balanced inputs

EVO 8A

D3692 8" Active Installation Speaker - Black (2 Pcs)

D3693 8" Active Installation Speaker - White (2 Pcs)

DAP

Specifications:

Stereo In.:	1	Woofer Ø:	8"
Stereo In. Conn.:	Phoenix / RCA	Woofer V.C.:	2"
RMS In. Pwr.:	80 W	Comp. Driver Ø:	1"
Peak In. Pwr.:	160 W	Comp. Driver V.C.:	1"
Passive Out. Conn.:	Terminal	Horz. °:	100°
THD Level:	< 0.3 %	Vert. °:	90°
Signal-to-noise Ratio:	> 100 dB	Pwr. Supp.:	240 VAC 50-60 Hz
Amp Technology:	Class D	Pwr. Cons.:	198 W
Speaker Sys.:	2-way	Pwr. Conn. In.:	IEC C7 Non-polar
Speaker Sens. (1 W/1 m):	92 dB	Height (mm):	385 mm
Speaker Ω:	8 Ω	Width (mm):	250 mm
Max. SPL. at 1 m:	114 dB	Length (mm):	227 mm
Freq. Resp. Min.:	40 Hz	Material:	ABS
Freq. Resp. Max.:	20000 Hz	Colour:	Black
		Weight:	13.5 kg
		IP Rate:	IP20(indoor use only)



FEATURES:

- Built-in amplifier
- Multi angled Brackets
- Fast and easy installation
- Balanced inputs



Speaker Covers

Speakers

Transport Cover for Pure Club 12 DAP

D3762



Transport Cover for Pure Club 15 DAP

D3763



Rain Cover for Odin T-8A DAP

D3916



Rain/Transport Cover for 6 x T-8A DAP

D3922



Rain/Transport Cover for 2 x S-18A DAP

D3923



Transport Cover for Odin S-18A DAP

D3920



Transport Cover for 2 x Odin S-18A DAP

D3921



Transport Cover for Odin S-218A DAP

D3924



Rain/Transport Cover for Odin S-218A

D3925



DAP

Transport Cover for Pure-10(A) DAP

D3784



Transport Cover for Pure-12(A) DAP

D3780



Transport Cover for Pure-15(A) DAP

D3781



Transport Cover for Pure-12(A) DAP

D3780



Transport Cover for Pure-15(A)S DAP

D3782



Transport Cover for Pure-18(A)S DAP


D3783



Speaker Hanging Eye SHOWGEAR

D8435 Ring, M8
D8436 Ring, M10

Height (mm): 72 mm
Width (mm): 30 mm
Length (mm): 30 mm
Weight: 0.052 kg
Material: Metal




Plastic Outer Adapter 35mm SHOWGEAR

D5502 180 x 120 mm



Metal Inner Adapter 35mm SHOWGEAR

D5505 96 x Ø110 mm



Aluminium Inner Adapter 35mm

D5506 95 x Ø110 mm




Small Flying Stud SHOWGEAR

D8428 Small



Single Point Flying Stud SHOWGEAR

D8451



Double Stud Flying Point SHOWGEAR

D8452



Wall Bracket for Xi-3 DAP

D3434 Black
D3435 White/silver


Height (mm): 231 mm
Width (mm): 128 mm
Length (mm): 377 mm
Weight: 263 kg
Material: Steel



Suspension Bracket for Xi-3 DAP

D3436 Black
D3437 White/silver


Height (mm): 95 mm
Width (mm): 128 mm
Length (mm): 145 mm
Weight: 0.9 kg
Material: Steel
Rigging Eye Thread: M10



Mobile Bracket for Xi-3 DAP

D3438 Black
D3439 White

Height (mm): 95 mm
Width (mm): 128 mm
Length (mm): 155 mm
Weight: 0.85 kg
Material: Steel
Pole Mount: 35 mm



Hanging Bracket for Xi-5 DAP

D3422HB Black, Incl. 4 x M6 x 30
D3422WHB White, Incl. 4 x M6 x 30

Height (mm): 60 mm
Width (mm): 284 mm
Length (mm): 198 mm
Weight: 0.93 kg
Material: Steel



Hanging Bracket for Xi-6 DAP

D3423HB Black, Incl. 4 x M6 x 30
D3423WHB White, Incl. 4 x M6 x 30

Height (mm): 57 mm
Width (mm): 337 mm
Length (mm): 218 mm
Weight: 1.05 kg
Material: Steel



Hanging Bracket for Xi-8 DAP

D3424HB Black, Incl. 4 x M6 x 30
D3424WHB White, Incl. 4 x M6 x 30


Height (mm): 74 mm
Width (mm): 438 mm
Length (mm): 222 mm
Weight: 1.56 kg
Material: Steel



Hanging Bracket for Xi-10 DAP

D3425HB Black, Incl. 4 x M6 x 30
D3425WHB White, Incl. 4 x M6 x 30

Height (mm): 76 mm
Width (mm): 534 mm
Length (mm): 258 mm
Weight: 2.03 kg
Material: Steel



Hanging Bracket for Xi-28B DAP

D3426HB Black

Height (mm): 85 mm
Width (mm): 480 mm
Length (mm): 10 mm
Weight: 1.31 kg
Material: Steel



Speaker Accessories

Speakers

Odin FB-01 Flybar DAP

D3910 For 12 x Odin T-8A



Odin FB-02 Flybar/Stack Frame DAP

D3911 For 4 x Odin T-8A



Odin PM-01 Pole Mount Adapter DAP

D3912 For 2 x Odin T-8A



Odin CA-01 +6° Adapter DAP

D3913 6° Extra Tilt Adapter for FB-02



Odin AF-01 Adjustable Foot DAP

D3914 For using FB-01 as Stack Frame



Odin CL-4 Connect DAP

D3915 Wi-Fi + LAN Network Interface



Odin Castor Board DAP

D3918 For 2 x S-18A or 1 x S-218A



Pure (A)S Castor Board DAP

D3730 Pure-15(A)S

D3731 Pure-18(A)S

Height (mm): 456 mm
 Width (mm): 146 mm
 Length (mm): 552 mm
 Weight: 6.35 kg
 Material: Wood
 IP Rate: IP20(indoor use only)
 Castors: 4







HP-500

D4175 2 x 200 W Amp

DAP

Specifications:

2 Ohms Stable: No
 Output per Chan. into 8 ohms at 1 kHz: 150 W
 Output per Chan. into 4 ohm at 1 kHz: 200 W
 Bridge Output into 8 ohms at 1 kHz: 400 W
 Out. Ch.: 2
 Out. Mode: Bridge / Parallel / Stereo
 Out. Conn.: NL4
 Mono In. Conn.: 3-pin XLR
 THD Level: < 0.5 %
 Signal-to-noise Ratio: > 100 dB
 SLEW Rate: 10 V/μs

Amp Technology: Class AB
 Damping Factor: 100 :1
 Pwr. Supp.: 220V-240 VAC 50 Hz
 Pwr. Cons.: 325 W
 Height (mm): 88 mm
 Width (mm): 483 mm
 Length (mm): 310 mm
 R.U.: 2 U
 Weight: 8 kg
 Electronic Prot.: Clip limiter (fixed) / DC volt age / Overheat / Overload / Short circuit / Softstart / Thermal

FEATURES:

- Full protection circuits
- Efficient forced air cooling
- Stereo & Bridge mode



HP-900

D4176 2 x 450 W Amp

DAP

Specifications:

2 Ohms Stable: No
 Output per Chan. into 8 ohms at 1 kHz: 350 W
 Output per Chan. into 4 ohm at 1 kHz: 450 W
 Bridge Output into 8 ohms at 1 kHz: 900 W
 Out. Ch.: 2
 Out. Mode: Bridge / Parallel / Stereo
 Out. Conn.: NL4
 Mono In. Conn.: 3-pin XLR
 THD Level: < 0.5 %
 Signal-to-noise Ratio: > 100 dB
 SLEW Rate: 13 V/μs

Amp Technology: Class AB
 Damping Factor: 100 :1
 Pwr. Supp.: 220V-240 VAC 50 Hz
 Pwr. Cons.: 1100 W
 Height (mm): 88 mm
 Width (mm): 483 mm
 Length (mm): 310 mm
 R.U.: 2 U
 Weight: 10 kg
 Electronic Prot.: Clip limiter (fixed) / DC volt age / Overheat / Overload / Short circuit / Softstart / Thermal

FEATURES:

- Full protection circuits
- Efficient forced air cooling
- Stereo & Bridge mode



HP-1500

D4177 2 x 750 W Amp

DAP

Specifications:

2 Ohms Stable: No
 Output per Chan. into 8 ohms at 1 kHz: 500 W
 Output per Chan. into 4 ohm at 1 kHz: 750 W
 Bridge Output into 8 ohms at 1 kHz: 1500 W
 Out. Ch.: 2
 Out. Mode: Bridge / Parallel / Stereo
 Out. Conn.: NL4
 Mono In. Conn.: 3-pin XLR
 THD Level: < 0.5 %
 Signal-to-noise Ratio: > 100 dB
 SLEW Rate: 16 V/μs

Amp Technology: Class H
 Damping Factor: 250 :1
 Pwr. Supp.: 220V-240 VAC 50 Hz
 Pwr. Cons.: 1520 W
 Height (mm): 88 mm
 Width (mm): 483 mm
 Length (mm): 360 mm
 R.U.: 2 U
 Weight: 13 kg
 Electronic Prot.: Clip limiter (fixed) / DC volt age / Overheat / Overload / Short circuit / Softstart / Thermal

FEATURES:

- Full protection circuits
- Efficient forced air cooling
- Stereo & Bridge mode

HP-2100

D4178 2 x 1000 W Amp

DAP

Specifications:

2 Ohms Stable: No
Output per Chan. into 8 ohms at 1 kHz: 700 W
Output per Chan. into 4 ohm at 1 kHz: 1000 W
Bridge Output into 8 ohms at 1 kHz: 2000 W
Out. Ch.: 2
Out. Mode: Bridge / Parallel / Stereo
Out. Conn.: NL4
Mono In. Conn.: 3-pin XLR
THD Level: < 0.5 %
Signal-to-noise Ratio: > 100 dB
SLEW Rate: 20 V/μs

Amp Technology: Class H
Damping Factor: 250 :1
Pwr. Supp.: 220V-240 VAC 50 Hz
Pwr. Cons.: 2000 W
Height (mm): 88 mm
Width (mm): 483 mm
Length (mm): 360 mm
R.U.: 2 U
Weight: 14 kg
Electronic Prot.: Clip limiter (fixed) / DC voltage / Overheat / Overload / Short circuit / Softstart / Thermal



FEATURES:

- Full protection circuits
- Efficient forced air cooling
- Stereo & Bridge mode

HP-3000

D4179 2 x 1400 W Amp

DAP

Specifications:

2 Ohms Stable: No
Output per Chan. into 8 ohms at 1 kHz: 1200 W
Output per Chan. into 4 ohm at 1 kHz: 1400 W
Bridge Output into 8 ohms at 1 kHz: 2800 W
Out. Ch.: 2
Out. Mode: Bridge / Parallel / Stereo
Out. Conn.: NL4
Mono In. Conn.: 3-pin XLR
THD Level: < 0.5 %
Signal-to-noise Ratio: > 100 dB
SLEW Rate: 25 V/μs

Amp Technology: Class H
Damping Factor: 100 :1
Pwr. Supp.: 220V-240 VAC 50 Hz
Pwr. Cons.: 1900 W
Height (mm): 88 mm
Width (mm): 483 mm
Length (mm): 400 mm
R.U.: 2 U
Weight: 17 kg
Electronic Prot.: Clip limiter (fixed) / DC voltage / Overheat / Overload / Short circuit / Softstart / Thermal



FEATURES:

- Full protection circuits
- Efficient forced air cooling
- Stereo & Bridge mode





CA-2150

D4510 2 x 150 W Amp

DAP

Specifications:

2 Ohms Stable: Yes
 Output per Chan. into 8 ohms at 1 kHz: 90 W
 Output per Chan. into 4 ohm at 1 kHz: 150 W
 Output per Chan. into 2 ohm at 1 kHz: 230 W
 Bridge Output into 8 ohms at 1 kHz: 190 W
 Bridge Output into 4 ohms at 1 kHz : 275 W
 Out. Ch.: 2
 Out. Mode: Bridge / Stereo
 Out. Conn.: NL4 / TRS unbalanced 6.3 mm
 Mono In. Conn.: 3-pin XLR / TRS balanced 6.3 mm
 THD Level: < 0.1%
 Signal-to-noise Ratio: > 96 dB

SLEW Rate: 15 V/ μ s
 Amp Technology: Class D
 Damping Factor: 180 :1
 Freq. Resp. Min.: 20 Hz
 Freq. Resp. Max.: 20 Hz
 Pwr. Supp.: 220V-240 VAC 50 Hz
 Pwr. Cons.: 425 W
 Height (mm): 44 mm
 Width (mm): 484 mm
 Length (mm): 281 mm
 R.U.: 1 U
 Weight: 3.7 kg
 Electronic Prot.: Clip limiter (fixed) / DC voltage / Overheat / Overload / Short circuit / Softstart

FEATURES:

- Soft start technology
- Advanced protection circuits
- SMPS & Class-D Amp Technology



CA-4150

D4512 4 x 150 W Amp

DAP

Specifications:

2 Ohms Stable: Yes
 Output per Chan. into 8 ohms at 1 kHz: 90 W
 Output per Chan. into 4 ohm at 1 kHz: 150 W
 Output per Chan. into 2 ohm at 1 kHz: 230 W
 Bridge Output into 8 ohms at 1 kHz: 190 W
 Bridge Output into 4 ohms at 1 kHz : 275 W
 Out. Ch.: 4
 Out. Mode: 4-Chan. / Bridge / Stereo
 Out. Conn.: Terminal
 Mono In. Conn.: Phoenix
 THD Level: < 0.1%
 Signal-to-noise Ratio: > 96 dB
 SLEW Rate: 15 V/ μ s
 Amp Technology: Class D

Damping Factor: 180 :1
 Freq. Resp. Min.: 20 Hz
 Freq. Resp. Max.: 20 Hz
 X-over filter types: Built-in X-over
 Pwr. Supp.: 220V-240 VAC 50 Hz
 Pwr. Cons.: 636 W
 Height (mm): 44 mm
 Width (mm): 484 mm
 Length (mm): 281 mm
 R.U.: 1 U
 Weight: 4.85 kg
 Electronic Prot.: Clip limiter (fixed) / DC voltage / Overheat / Overload / Short circuit / Softstart / Thermal

FEATURES:

- Soft start technology
- Advanced protection circuits
- SMPS & Class-D Amp Technology
- Configurable Crossover built-in

CA-2300

D4513 2 x 300 W Amp

DAP

Specifications:

2 Ohms Stable:	Yes	Amp Technology:	Class D
Output per Chan. into 8 ohms at 1 kHz:	180 W	Damping Factor:	180 :1
Output per Chan. into 4 ohm at 1 kHz:	300 W	Freq. Resp. Min.:	20 Hz
Bridge Output into 8 ohms at 1 kHz:	525 W	Freq. Resp. Max.:	20 Hz
Bridge Output into 4 ohms at 1 kHz:	600 W	Pwr. Supp.:	220V-240 VAC 50 Hz
Out. Ch.:	2	Pwr. Cons.:	595 W
Out. Mode:	Bridge / Stereo	Height (mm):	44 mm
Out. Conn.:	NL4 / TRS unbalanced 6.3 mm	Width (mm):	484 mm
Mono In. Conn.:	3-pin XLR / TRS balanced 6.3 mm	Length (mm):	281 mm
THD Level:	< 0.1%	R.U.:	1 U
Signal-to-noise Ratio:	> 98 dB	Weight:	4.7 kg
SLEW Rate:	20 V/ μ s	Electronic Prot.:	Clip limiter (fixed) / DC voltage / Overheat / Overload / Short circuit / Softstart / Thermal

FEATURES:

- Soft start technology
- Advanced protection circuits
- SMPS & Class-D Amp Technology



CA-4500 DSP

D4515 4 x 500 W Amp

DAP

Specifications:

2 Ohms Stable:	No	Freq. Resp. Max.:	20 Hz
Output per Chan. into 8 ohms at 1 kHz:	250 W	PEQ In.:	8 Bands
Output per Chan. into 4 ohm at 1 kHz:	500 W	PEQ Out.:	8 Bands
Bridge Output into 8 ohms at 1 kHz:	1000 W	X-over filter types:	Bessel / Butterworth / Linkwitz Riley
Out. Ch.:	4	Pwr. Supp.:	220V-240 VAC 50 Hz
Out. Mode:	4-Chan. / Bridge / Mono / Stereo	Pwr. Cons.:	1741 W
Out. Conn.:	NL4	Height (mm):	44 mm
Mono In. Conn.:	3-pin XLR	Width (mm):	483 mm
THD Level:	< 0.15 %	Length (mm):	285 mm
Signal-to-noise Ratio:	> 96 dB	R.U.:	1 U
SLEW Rate:	25 V/ μ s	Weight:	5.9 kg
Amp Technology:	Class D	Electronic Prot.:	Clip limiter (fixed) / DC voltage / Overheat / Overload / Short circuit / Softstart / Thermal
Damping Factor:	180 :1		
Freq. Resp. Min.:	20 Hz		

FEATURES:

- 4-channel DSP powered amplifier
- OLED display and PC configurable
- SMPS & Class-D Amp Technology
- Advanced protection circuits
- Low impedance and 70/100 V output





Qi-4200

D4530 4 x 200 W Amp

DAP

Specifications:

2 Ohms Stable:	No	
Output per Chan. into 8 ohms at 1 kHz:	120 W	
Output per Chan. into 4 ohm at 1 kHz:	200 W	
Bridge Output into 8 ohms at 1 kHz:	400 W	
Out. Ch.:	4	
Out. Mode:	4-Chan. / Bridge / Stereo	
Out. Conn.:	NL4	
Mono In. Conn.:	3-pin XLR	
THD Level:	< 0.5 %	
Signal-to-noise Ratio:	> 90 dB	
SLEW Rate:	15 V/μs	
Amp Technology:	Class D	

Damping Factor:	200 :1
Freq. Resp. Min.:	10 Hz
Freq. Resp. Max.:	20 Hz
Pwr. Supp.:	100-240 VAC 50-60 Hz
Pwr. Cons.:	725 W
Height (mm):	44 mm
Width (mm):	483 mm
Length (mm):	390 mm
R.U.:	1 U
Weight:	6.4 kg
Electronic Prot.:	Clip limiter (fixed) / DC voltage / RF / Short circuit / Softstart / Thermal

FEATURES:

- 4 channels @ 1U housing
- Soft start technology
- Individual bridge control
- SMPS & Class-D amp



Qi-4400

D4531 4 x 400 W Amp

DAP

Specifications:

2 Ohms Stable:	No	
Output per Chan. into 8 ohms at 1 kHz:	250 W	
Output per Chan. into 4 ohm at 1 kHz:	400 W	
Bridge Output into 8 ohms at 1 kHz:	800 W	
Out. Ch.:	4	
Out. Mode:	4-Chan. / Bridge / Stereo	
Out. Conn.:	NL4	
Mono In. Conn.:	3-pin XLR	
THD Level:	< 0.5 %	
Signal-to-noise Ratio:	> 90 dB	
SLEW Rate:	20 V/μs	
Amp Technology:	Class D	

Damping Factor:	200 :1
Freq. Resp. Min.:	10 Hz
Freq. Resp. Max.:	20 Hz
Pwr. Supp.:	100-240 VAC 50-60 Hz
Pwr. Cons.:	875 W
Height (mm):	44 mm
Width (mm):	483 mm
Length (mm):	390 mm
R.U.:	1 U
Weight:	5.8 kg
Electronic Prot.:	Clip limiter (fixed) / DC voltage / RF / Short circuit / Softstart / Thermal

FEATURES:

- 4 channels @ 1U housing
- Soft start technology
- Individual bridge control
- SMPS & Class-D amp



Qi-4600

D4532 4 x 600 W Amp

DAP

Specifications:

2 Ohms Stable:	No	
Output per Chan. into 8 ohms at 1 kHz:	360 W	
Output per Chan. into 4 ohm at 1 kHz:	600 W	
Bridge Output into 8 ohms at 1 kHz:	1200 W	
Out. Ch.:	4	
Out. Mode:	4-Chan. / Bridge / Stereo	
Out. Conn.:	NL4	
Mono In. Conn.:	3-pin XLR	
THD Level:	< 0.5 %	
Signal-to-noise Ratio:	> 90 dB	
SLEW Rate:	25 V/μs	
Amp Technology:	Class D	

Damping Factor:	200 :1
Freq. Resp. Min.:	10 Hz
Freq. Resp. Max.:	20000 Hz
Pwr. Supp.:	100-240 VAC 50-60 Hz
Pwr. Cons.:	1490 W
Height (mm):	44 mm
Width (mm):	483 mm
Length (mm):	390 mm
R.U.:	1 U
Weight:	6 kg
Electronic Prot.:	Clip limiter (fixed) / DC voltage / RF / Short circuit / Softstart / Thermal

FEATURES:

- 4 channels @ 1U housing
- Soft start technology
- Individual bridge control
- SMPS & Class-D amp

GIG-62

D2281 6-Channel Live Mixer

DAP

Specifications:

Mono In.:	2	Freq. Resp. Min.:	22 Hz
Stereo In.:	2	Freq. Resp. Max.:	22000 Hz
2-Track In.:	Yes	Phantom Pwr.:	48 V
Stereo Ret. In.:	Yes	PEQ Ch:	2 Bands
Main Out.:	1	Ch. In. Freq. Fix.:	80, 12,000 Hz
Auxiliary Outputs:	1	PEQ Mic:	3 Bands
Ctrl. Room Out.:	1	Mic In. Freq. Fix.:	80, 2,500, 12,000 Hz
Phones Out.:	1	Pwr. Supp.:	240 VAC 50-60 Hz
THD Level:	< 0.03 %	Pwr. Cons.:	14 W
Signal-to-noise Ratio:	> 100 dB	Height (mm):	60 mm
		Width (mm):	19.6 mm
		Length (mm):	244 mm

FEATURES:

- Ultra-low noise discrete MIC Preamps with +48 V Phantom Power
- 3-band EQ and Peak LEDs on each MIC channels
- 2-band EQ and Peak LEDs on Stereo channels
- AUX Sends per channel for external effects and monitoring



GIG-83CFX

D2282 8-Channel Live Mixer Incl. Dynamics & DSP

DAP

Specifications:

Mono In.:	4	Freq. Resp. Max.:	22000 Hz
Stereo In.:	3	Phantom Pwr.:	48 V
2-Track In.:	Yes	PEQ Ch:	2 Bands
Stereo Ret. In.:	Yes	Ch. In. Freq. Fix.:	80, 12,000 Hz
Main Out.:	1	PEQ Mic:	3 Bands
FX Send Out.:	1	Mic In. Freq. Fix.:	80, 2,500, 12,000 Hz
Ctrl. Room Out.:	1	Dynam. Type:	Compressor
Phones Out.:	1	Built-in FX:	Yes
THD Level:	< 0.03 %	Pwr. Supp.:	240 VAC 50-60 Hz
Signal-to-noise Ratio:	> 100 dB	Pwr. Cons.:	40 W
Freq. Resp. Min.:	22 Hz	Height (mm):	63 mm
		Width (mm):	254 mm
		Length (mm):	343 mm

FEATURES:

- Ultra-low noise discrete MIC Preamps with +48 V Phantom Power
- Compressors control on first MIC channels
- 3-band EQ and Peak LEDs on each MIC channels
- 2-band EQ and Peak LEDs on Stereo channels
- Built-in 24-bit DSP effect with 100 presets
- Optional expandable with USB/Record Module





GIG-104C

D2283 10-Channel Live Mixer Incl. Dynamics

DAP

Specifications:

Mono In.:	4	Freq. Resp. Max.:	22000 Hz
Stereo In.:	4	Phantom Pwr.:	48 V
2-Track In.:	Yes	PEQ Ch:	2 Bands
Stereo Ret. In.:	Yes	Ch. In. Freq. Fix.:	80, 12,000 Hz
Main Out.:	1	PEQ Mic:	3 Bands
Auxiliary Outputs:	1	Mic In. Freq. Fix.:	80, 2,500, 12,000 Hz
Ctrl. Room Out.:	1	Dynam. Type:	Compressor
Phones Out.:	1	Pwr. Supp.:	240 VAC 50-60 Hz
THD Level:	< 0.03 %	Pwr. Cons.:	24 W
Signal-to-noise Ratio:	> 100 dB	Height (mm):	63 mm
Freq. Resp. Min.:	22 Hz	Width (mm):	254 mm
		Length (mm):	343 mm

FEATURES:

- Ultra-low noise discrete MIC Preamps with +48 V Phantom Power
- Compressors control on first MIC channels
- 3-band EQ and Peak LEDs on each MIC channels
- 2-band EQ and Peak LEDs on Stereo channels
- 1 AUX Sends POST Fader
- Optional expandable with USB/Record Module



GIG-124CFX

D2285 12-Channel Live Mixer Incl. Dynamics & DSP

DAP

Specifications:

Mono In.:	6	Freq. Resp. Min.:	22 Hz
Stereo In.:	4	Freq. Resp. Max.:	22000 Hz
2-Track In.:	Yes	Phantom Pwr.:	48 V
Stereo Ret. In.:	Yes	PEQ Ch:	2 Bands
FX Return In.:	1	Ch. In. Freq. Fix.:	80, 12,500 Hz
Main Out.:	1	PEQ Mic:	3 Bands
Auxiliary Outputs:	1	Mic In. Freq. Fix.:	80, 2,500, 12,500 Hz
Grp. Out.:	2	Dynam. Type:	Compressor
FX Send Out.:	1	Built-in FX:	Yes
Ctrl. Room Out.:	1	Pwr. Supp.:	240 VAC 50-60 Hz
Phones Out.:	1	Pwr. Cons.:	40 W
THD Level:	< 0.03 %	Height (mm):	93 mm
Signal-to-noise Ratio:	> 100 dB	Width (mm):	340 mm
		Length (mm):	416 mm

FEATURES:

- Ultra-low noise discrete MIC Preamps with +48 V Phantom Power
- Compressor on first four MIC channels
- 3-band EQ and Peak LEDs on each MIC channel
- 2-band EQ and Peak LEDs on Stereo channels
- Built-in 24-bit DSP effect with 100 presets
- Optionally expandable with USB/Record Module

GIG-164CFX

D2287 16-Channel Live Mixer Incl. Dynamics & DSP

DAP

Specifications:

Mono In.:	10	Freq. Resp. Min.:	22 Hz
Stereo In.:	4	Freq. Resp. Max.:	22000 Hz
2-Track In.:	No	Phantom Pwr.:	48 V
Stereo Ret. In.:	No	PEQ Ch:	4 Bands
Insert Ch.:	Yes	Ch. In. Freq. Fix.:	80, 500, 3,000, 12,000 Hz
Main Out.:	1	PEQ Mic:	3 Bands
Auxiliary Outputs:	4	Mic In. Freq. Sweep:	100 - 8,000 Hz
Grp. Out.:	4	Mic In. Freq. Fix.:	80, 12,000 Hz
FX Send Out.:	1	GEQ Main:	7 Bands
Ctrl. Room Out.:	1	Dynam. Type:	Compressor
Phones Out.:	1	Built-in FX:	Yes
USB In. Audio Interface:	1	Pwr. Supp.:	100-240 VAC 50-60 Hz
THD Level:	< 0.03 %	Pwr. Cons.:	50 W
Signal-to-noise Ratio:	> 114 dB	Height (mm):	85 mm
		Width (mm):	435 mm
		Length (mm):	535 mm

FEATURES:

- Ultra-low noise discrete MIC Preamps with +48 V Phantom Power
- Compressors control on first 6 MIC channels
- 3-band EQ with sweepable MID and Peak LEDs on each MIC channels
- 4-band EQ and Peak LEDs on Stereo channels
- Built-in 24-bit DSP effect with 100 presets
- Built-in USB Soundcard



GIG-244CFX

D2288 24-Channel Live Mixer Incl. Dynamics & DSP

DAP

Specifications:

Mono In.:	18	Freq. Resp. Min.:	22 Hz
Stereo In.:	4	Freq. Resp. Max.:	22000 Hz
2-Track In.:	No	Phantom Pwr.:	48 V
Stereo Ret. In.:	No	PEQ Ch:	4 Bands
Insert Ch.:	Yes	Ch. In. Freq. Fix.:	80, 500, 3,000, 12,000 Hz
Main Out.:	1	PEQ Mic:	3 Bands
Auxiliary Outputs:	4	Mic In. Freq. Sweep:	100 - 8,000 Hz
Grp. Out.:	4	Mic In. Freq. Fix.:	80, 12,000 Hz
FX Send Out.:	1	GEQ Main:	7 Bands
Ctrl. Room Out.:	1	Dynam. Type:	Compressor
Phones Out.:	1	Built-in FX:	Yes
USB In. Audio Interface:	1	Pwr. Supp.:	100-240 VAC 50-60 Hz
THD Level:	< 0.03 %	Pwr. Cons.:	60 W
Signal-to-noise Ratio:	> 100 dB	Height (mm):	85 mm
		Width (mm):	435 mm
		Length (mm):	753 mm

FEATURES:

- Ultra-low noise discrete MIC Preamps with +48 V Phantom Power
- Compressors control on first 8 MIC channels
- 3-band EQ with sweepable MID and Peak LEDs on each MIC channels
- 4-band EQ and Peak LEDs on Stereo channels
- Built-in 24-bit DSP effect with 100 presets
- Built-in USB Soundcard





Compact 6.2

D2320 6-Channel 1U Install Mixer / USB Player, 2 Zones

DAP

Specifications:		Freq. Resp. Max.:	20000 Hz
		Phantom Pwr.:	48 V
Mono In.:	2	PEQ Main:	3 Bands
Stereo In.:	2	Dynam. Type:	Compressor
Auxiliary Inputs:	1	Pwr. Supp.:	240 VAC 50-60 Hz
Main Out.:	2	Pwr. Cons.:	10.5 W
Media I/O:	USB-A	Height (mm):	44 mm
THD Level:	< 0.01 %	Width (mm):	175 mm
Freq. Resp. Min.:	20 Hz	Length (mm):	481 mm

FEATURES:

- Mic input with Comp/Limit
- USB Player with pitch control
- Display with ID3 Text
- Direct MP3/Phone input
- 2 x Master & Monitor output



Compact 9.2

D2322 9-Channel 1U Install Mixer, 2 Zones

DAP

Specifications:		Freq. Resp. Max. :	20 Hz
		PEQ Zone:	3 Bands
Mono In.:	3	Pwr. Supp.:	240 VAC 50-60 Hz
Stereo In.:	7	Pwr. Cons.:	6 W
Main Out.:	2	Height (mm):	44 mm
THD Level:	< 0.01 %	Width (mm):	175 mm
Freq. Resp. Min. :	20 Hz	Length (mm):	481 mm

FEATURES:

- Channel displays that show the input source
- Gain settings at back panel
- Main EQ settings at back panel
- Front input for Phone/MP3 devices
- Ideal for non-technical users



Compact 8.1

D2321 8-Channel 1U Install Mixer, 1 Output

DAP

Specifications:		Freq. Resp. Min. :	20 Hz
		Freq. Resp. Max. :	20 Hz
		Phantom Pwr.:	48 V
Mono In.:	8	PEQ Main:	3 Bands
Stereo In.:	8	Pwr. Supp.:	240 VAC 50-60 Hz
Main Out.:	1	Pwr. Cons.:	12 W
Mon. Out.:	1	Height (mm):	44 mm
Phones Out.:	1	Width (mm):	175 mm
THD Level:	< 0.01 %	Length (mm):	481 mm

FEATURES:

- 8 combined Mic Line inputs
- EQ with mid sweep
- Phantom power
- Selectable Hi-pass filter

IMIX-7.1

D2350 7-Channel 2U Install Mixer, 3 Outputs

DAP

Specifications:		Freq. Resp. Min.:	20 Hz
		Freq. Resp. Max.:	20 Hz
Mono In.:	2	PEQ Mic:	3 Bands
Stereo In.:	10	PEQ Main:	3 Bands
Phono In.:	2	Pwr. Supp.:	240 VAC 50-60 Hz
Auxiliary Inputs:	1	Pwr. Cons.:	16.5 W
Main Out.:	3	Height (mm):	88 mm
Phones Out.:	1	Width (mm):	95 mm
Rec. Out.:	1	Length (mm):	481 mm
THD Level:	< 0.05 %		

FEATURES:

- Gain settings at backside
- Special front input for phone/MP3 devices
- 2 Mic, 11 Line inputs



IMIX-7.3

D2351 7-Channel 2U Install Mixer, 3 Zones

DAP

Specifications:		Freq. Resp. Min.:	20 Hz
		Freq. Resp. Max.:	20 Hz
Mono In.:	2	PEQ Mic:	3 Bands
Stereo In.:	10	PEQ Main:	3 Bands
Phono In.:	2	Pwr. Supp.:	240 VAC 50-60 Hz
Auxiliary Inputs:	1	Pwr. Cons.:	19.1 W
Main Out.:	3	Height (mm):	88 mm
Phones Out.:	1	Width (mm):	95 mm
Rec. Out.:	1	Length (mm):	481 mm
THD Level:	< 0.05 %		

FEATURES:

- Gain settings at backside
- Special front input for phone/MP3 devices
- Zone control for 3 balanced outputs
- 2 Mic, 11 Line inputs



19 Inch Mixers

Audio Mixers



IMIX-5.3

D2352 5-Channel 4U Install Mixer, 3 Zones

DAP

Specifications:		Freq. Resp. Min. :	20 Hz
		Freq. Resp. Max. :	20 Hz
Mono In.:	1	PEQ Mic:	3 Bands
Stereo In.:	8	PEQ Zone:	3 Bands
Phono In.:	2	Pwr. Supp.:	240 VAC 50-60 Hz
Main Out.:	3	Pwr. Cons.:	15 W
Zone Out.:	3	Height (mm):	176 mm
Phones Out.:	1	Width (mm):	89 mm
THD Level:	< 0.05 %	Length (mm):	481 mm

FEATURES:

- Master outputs with 3-way tone control
- Special front input for phone/MP3 devices
- Zone control for 3 balanced outputs
- 1 Mic, 7 Line, 2 Phono inputs



IMIX-7.2 USB

D2353 7-Channel 6U Install Mixer USB, 2 Zones

DAP

Specifications:		Freq. Resp. Min.:	20 Hz
		Freq. Resp. Max.:	20 Hz
Mono In.:	2	Phantom Pwr.:	No
Stereo In.:	7	PEQ Ch:	3 Bands
Auxiliary Inputs:	1	PEQ Mic:	3 Bands
Main Out.:	2	Built-in FX:	Yes
Zone Out.:	2	Pwr. Supp.:	100-240 VAC 50-60 Hz
Mon. Out.:	1	Pwr. Cons.:	33 W
Phones Out.:	1	Height (mm):	266 mm
Rec. Out.:	1	Width (mm):	135 mm
USB In. Audio Interface:	2	Length (mm):	481 mm
THD Level:	< 0.05 %		

FEATURES:

- Channel displays that show the input source
- 2 built-in USB-Audio interfaces
- VCA control LED faders
- Reverb & talk-over on microphone channels
- Individual in- and output VU's
- No extra height units needed due to recessed connectors



GIG-143 TAB

D2301 14-Channel digital Mixer Incl. Dynamics & DSP

DAP

Specifications:		Phantom Pwr.:	48 V
		PEQ Ch:	4 Bands
Mono In.:	8	PEQ Mic:	4 Bands
Stereo In.:	3	Dynam. Type:	Compressor / Gate / Limiter
Main Out.:	1	Built-in FX:	Yes
Auxiliary Outputs:	4	Ctrl. Mode:	Manual / PC Software
Ctrl. Room Out.:	1	Pwr. Supp.:	100-240 VAC 50-60 Hz
Phones Out.:	1	Pwr. Cons.:	40 W
THD Level:	< 0.01 %	Height (mm):	134 mm
Freq. Resp. Min.:	20 Hz	Width (mm):	483 mm
Freq. Resp. Max.:	20000 Hz	Length (mm):	321 mm

FEATURES:

- Ultra-low noise discrete preamps with +48 V Phantom Power
- High-definition ADCs (114 dB dynamic range)
- Bright OLED Screen
- Digital Gate/Compressor/4-band full parametric EQ on each input
- Intuitive PC software for remote control
- 8 direct access buttons for easy channel control
- 31-band graphical EQ on main output
- 24-bit FX engine
- 14 analogue inputs
- 6 x user definable DCAs

CORE Scratch

D2312 2-Channel DJ Mixer

DAP

Specifications:

Mono In.:	1	Freq. Resp. Min.:	20 Hz
Stereo In.:	4	Freq. Resp. Max.:	20000 Hz
Main Out.:	1	EQ Range Ch. In.:	12 dB
Mon. Out.:	1	EQ Range Mic. In.:	12 dB
Phones Out.:	1	BT Range:	25 m
Rec. Out.:	1	Pwr. Supp.:	240 VAC 50-60 Hz
THD Level:	< 0.05 %	Pwr. Cons.:	5 W
Signal-to-noise Ratio:	> 85 dB	Height (mm):	84 mm
		Width (mm):	203 mm
		Length (mm):	279 mm

FEATURES:

- Bluetooth playback
- Master & Booth output
- 60 mm faders
- MP3/Phone input selector



CORE Beat

D2313 3-Channel DJ Mixer

DAP

Specifications:

Mono In.:	1	Freq. Resp. Min.:	20 Hz
Stereo In.:	6	Freq. Resp. Max.:	20000 Hz
Main Out.:	1	EQ Range Ch. In.:	12 dB
Mon. Out.:	1	EQ Range Mic. In.:	12 dB
Phones Out.:	1	BT Range:	25 m
Rec. Out.:	1	Pwr. Supp.:	240 VAC 50-60 Hz
THD Level:	< 0.05 %	Pwr. Cons.:	8 W
Signal-to-noise Ratio:	> 85 dB	Height (mm):	84 mm
		Width (mm):	247 mm
		Length (mm):	331 mm

FEATURES:

- Bluetooth playback
- Talk over function
- VU channel indication
- MP3/Phone input selector



CORE Club

D2314 4-Channel DJ Mixer

DAP

Specifications:

Mono In.:	1	Freq. Resp. Max.:	20000 Hz
Stereo In.:	8	EQ Range Ch. In.:	12 dB
Main Out.:	1	EQ Range Mic. In.:	12 dB
Mon. Out.:	1	BT Range:	25 m
Phones Out.:	1	Pwr. Supp.:	240 VAC 50-60 Hz
Rec. Out.:	1	Pwr. Cons.:	82 W
THD Level:	< 0.05 %	Height (mm):	84 mm
Signal-to-noise Ratio:	> 80 dB	Width (mm):	292 mm
Freq. Resp. Min.:	20 Hz	Length (mm):	356 mm

FEATURES:

- Bluetooth playback
- Talk over function
- VU channel indication
- MP3/Phone input selector





CORE MIX-2 USB

D2302 2-Channel DJ Mixer with USB Interface

DAP

Specifications:	THD Level:	< 0.1%
Mono In.:	Freq. Resp. Min.:	20 Hz
Stereo In.:	Freq. Resp. Max.:	20 Hz
Phono In.:	EQ Range Ch. In.:	26 dB
Main Out.:	EQ Range Mic. In.:	12 dB
Mon. Out.:	Pwr. Supp.:	100-240 VAC 50-60 Hz
Phones Out.:	Pwr. Cons.:	8 W
Rec. Out.:	Height (mm):	88 mm
USB In. Audio Interface:	Width (mm):	300 mm
I/O Audio Module:	Length (mm):	240 mm
		SD Card / USB-A

FEATURES:

- 2 built-in USB PC/MAC audio interfaces
- High quality components and structure
- 60 mm VCA faders
- MP3 USB SD recorder
- LED VU metre each channel



CORE MIX-3 USB

D2303 3-Channel DJ Mixer with USB Interface

DAP

Specifications:	Supp. Files Module:	MP3
Mono In.:	I/O Audio Module:	SD Card / USB-A
Stereo In.:	THD Level:	< 0.1%
Phono In.:	Freq. Resp. Min.:	20 Hz
FX Return In.:	Freq. Resp. Max.:	20000 Hz
Main Out.:	EQ Range Ch. In.:	12 dB
FX Send Out.:	EQ Range Mic. In.:	12 dB
Mon. Out.:	Pwr. Supp.:	100-240 VAC 50-60 Hz
Phones Out.:	Pwr. Cons.:	10 W
Rec. Out.:	Height (mm):	88 mm
USB In. Audio Interface:	Width (mm):	268 mm
	Length (mm):	381 mm

FEATURES:

- 2 built-in USB PC/MAC audio interfaces
- 60 mm VCA faders
- MP3 USB SD recorder
- Variable FX send / Return each channel
- LED VU metre each channel



CORE MIX-4 USB

D2304 4-Channel DJ Mixer with USB Interface

DAP

Specifications:	Supp. Files Module:	MP3
Mono In.:	I/O Audio Module:	SD Card / USB-A
Stereo In.:	THD Level:	< 0.1%
Phono In.:	Freq. Resp. Min.:	20 Hz
FX Return In.:	Freq. Resp. Max.:	20000 Hz
Main Out.:	EQ Range Ch. In.:	12 dB
FX Send Out.:	EQ Range Mic. In.:	12 dB
Mon. Out.:	Pwr. Supp.:	100-240 VAC 50-60 Hz
Phones Out.:	Pwr. Cons.:	13 W
Rec. Out.:	Height (mm):	100 mm
USB In. Audio Interface:	Width (mm):	310 mm
	Length (mm):	378 mm

FEATURES:

- 2 built-in USB PC/MAC audio interfaces
- 60 mm VCA faders
- MP3 USB SD recorder
- Variable FX send / Return each channel
- LED VU metre each channel

19-inch Rack Mounts for Core Mix-4

DAP

D2310

Length (mm): 375 mm
Height (mm): 1 mm
Width (mm): 90 mm
R.U.: 85 U




19" GIG Rack Mounts 124C/124CFX

DAP

D2294

Length (mm): 310.5 mm
Height (mm): 1 mm
Width (mm): 87 mm
R.U.: 7 U



19" GIG Rack Mounts 83CFX /104C

DAP

D2293

Length (mm): 338 mm
Height (mm): 1 mm
Width (mm): 128 mm
R.U.: 8 U




19" GIG Rack Mounts 1000CFX

DAP

D2296

Length (mm): 431 mm
Height (mm): 25 mm
Width (mm): 65 mm
R.U.: 10 U



GIG Stand Adapter

DAP

D2295 for GIG-62, GIG-83CFX, GIG-104C

Length (mm): 45 mm
Height (mm): 130 mm
Width (mm): 85 mm



MP3 USB Record Module for GIG

DAP

D2291

Length (mm): 40 mm
Height (mm): 55 mm
Width (mm): 142 mm





AS-8

D1904 Audio Splitter & Mixer

DAP

Specifications:

Mono In.: 8
Main Out.: 8

THD Level: < 0.002 %
Signal-to-noise Ratio: > 95 dB
Freq. Resp. Min.: 5 Hz
Freq. Resp. Max.: 40 Hz

FEATURES:

- Selectable splitter/mixer function
- Wide range headroom
- 8 inputs
- 8 outputs



AGI-101

D1526 Audio Ground Loop Isolator

DAP

Specifications:

Stereo In.: 1
Main Out.: 1

THD Level: < 0.01 %
Freq. Resp. Min.: 20 Hz
Freq. Resp. Max.: 20000 Hz

FEATURES:

- No power-supply needed
- In-line connection
- No extra cables needed



PMM-401

D1531 4-Channel Passive Mixer

DAP

Specifications:

Mono In.: 5
Main Out.: 5

THD Level: < 0.005 %
Signal-to-noise Ratio: > 110 dB
Freq. Resp. Min.: 20 Hz
Freq. Resp. Max.: 20000 Hz

FEATURES:

- No power-supply needed
- Stereo in- and outputs
- 4-in, 1-out mixer
- 1-in, 4-out splitter

AMM-401

D1532 4-Channel Active Mixer

DAP

Specifications:		Main Out.:	1
		THD Level:	< 0.01 %
Mono In.:	2	Freq. Resp. Min.:	20 Hz
Stereo In.:	2	Freq. Resp. Max.:	20000 Hz

FEATURES:

- 2 stereo inputs
- 2 mono inputs
- Balanced outputs
- Selectable line/instrument mono inputs



PRE-202

D1533 2-Channel Microphone Preamp

DAP

Specifications:		THD Level:	< 0.01 %
		Freq. Resp. Min.:	20 Hz
Mono In.:	2	Freq. Resp. Max.:	20 Hz
Main Out.:	2		

FEATURES:

- Switchable Phantom power
- Switchable low cut
- Level control
- Low noise preamps



ASC-202

D1535 2-way Stereo Converter

DAP

Specifications:		Main Out.:	2
		THD Level:	< 0.01 %
Mono In.:	2	Freq. Resp. Min.:	20 Hz
Stereo In.:	1	Freq. Resp. Max.:	20000 Hz

FEATURES:

- Road proof housing
- High quality components
- Professional balanced XLR outputs
- Level control





AMP-104

D1536 4-Channel Headphone Amplifier

DAP

Specifications:

Stereo In.: 1
Main Out.: 4

Phones Out.: 8
THD Level: < 0.01 %
Freq. Resp. Min.: 20 Hz
Freq. Resp. Max.: 20000 Hz

FEATURES:

- Jack TRS & RCA input
- Separate volume control
- 2 x 4 outputs
- Road proof housing



ELI-101

D1537 Stereo Hum Eliminator

DAP

Specifications:

Mono In.: 2
Main Out.: 2
Freq. Resp. Min.: 20 Hz
Freq. Resp. Max.: 20 Hz

FEATURES:

- No power supply needed
- XLR in- outputs
- Road proof housing



PRE-101

D1530 Phono RIAA equalized Pre-amp

DAP

Specifications:

Stereo In.: 1
Main Out.: 1

THD Level: < 0.01 %
Signal-to-noise Ratio: > 90 dB
Freq. Resp. Min.: 20 Hz
Freq. Resp. Max.: 20000 Hz

FEATURES:

- Solid housing
- RIAA Equalization
- High quality components

SC-20

D1529 Stereo USB Soundcard

DAP

Specifications:

FEATURES:

- 2-channel USB-Audio interface
- Suitable for PC and MAC
- Low-noise preamp
- XLR and (mini)jack headphone output
- USB-powered / no additional power supply
- No driver installation needed



D2083 DCP-24 MKII

D2083 Digital Cross Over 2-in, 4-out

DAP

Specifications:

Mono In.:	2	EQ Range:	12 dB
Mono Bal. In. Max. Lvl.:	22 dBu	PEQ In.:	5 Bands
Main Out.:	4	PEQ Out.:	5 Bands
THD Level:	< 0.01 %	X-over filter types:	Bessel / Butterworth / Linkwitz Riley
Signal-to-noise Ratio:	> 90 dB	X-over slopes:	6 / 12 / 24 / 48 dB
DSP Bitrate:	64-bit	Max. Out. Delay:	8 ms
Freq. Resp. Min.:	20 Hz	Ctrl. Mode:	Manual / PC Software
Freq. Resp. Max.:	20000 Hz	Pwr. Supp.:	220V-240 VAC 50 Hz
OS:	Windows	Pwr. Cons.:	2.8 W

FEATURES:

- 48 kHz, 64Bits Sample rate
- 5 parametric EQ's each in- and output
- USB interface and user-friendly software included
- 50 User Presets



D2084 DCP-26 MKII

D2084 Digital Cross Over 2-in, 6-out

DAP

Specifications:

Mono In.:	2	EQ Range:	12 dB
Mono Bal. In. Max. Lvl.:	22 dBu	PEQ In.:	5 Bands
Main Out.:	6	PEQ Out.:	5 Bands
THD Level:	< 0.01 %	X-over filter types:	Bessel / Butterworth / Linkwitz Riley
Signal-to-noise Ratio:	> 90 dB	X-over slopes:	6 / 12 / 24 / 48 dB
DSP Bitrate:	64-bit	Max. Out. Delay:	8 ms
Freq. Resp. Min.:	20 Hz	Ctrl. Mode:	Manual / PC Software
Freq. Resp. Max.:	20000 Hz	Pwr. Supp.:	220V-240 VAC 50 Hz
OS:	Windows	Pwr. Cons.:	2.9 W

FEATURES:

- 48 kHz, 64-bit Sample rate
- 5 parametric EQ's each in- and output
- USB interface and user-friendly software included
- 50 user Presets





DB Display D1902 Decibel Power Display

DAP

Specifications:

Stereo In.:	1
Main Out.:	1
Pwr. Supp.:	100-240 VAC 50-60 Hz
Out. Volt.:	12 VDC
R.U.:	1 U



ADI-101

D1946 Active DI box

DAP

Specifications:

Mono In.:	1	Freq. Resp. Min.:	10 Hz
Main Out.:	1	Freq. Resp. Max.:	40 Hz
THD Level:	< 0.005 %	Phantom Pwr.:	18 V / 24 V / 48 V
Signal-to-noise Ratio:	> 105 dB	Batt. Type:	9 V block PP3
		Batt. Voltage:	9 V

FEATURES:

- Road proof housing with rubber feet
- Low distortion
- 9 V power supply or 18–48 V phantom power
- Ground lift
- -20 and -40 dB Attenuation switch



ADI-200

D1943 Active DI Box

DAP

Specifications:

Mono In.:	1	Freq. Resp. Min.:	10 Hz
Main Out.:	1	Freq. Resp. Max.:	40 Hz
THD Level:	< 0.005 %	Phantom Pwr.:	18 V / 24 V / 48 V
Signal-to-noise Ratio:	> 105 dB	Batt. Type:	9 V block PP3
		Batt. Voltage:	9 V

FEATURES:

- Road proof housing with rubber feet
- Low distortion
- Ground lift
- 20 dB Attenuation switch



PDI-200

D1944 Stereo Passive DI Box

DAP

Specifications:

Mono In.:	2	Signal-to-noise Ratio:	> 95 dB
Main Out.:	2	Crosstalk:	96 dBu
THD Level:	< 0.003 %	Freq. Resp. Min.:	30 Hz
		Freq. Resp. Max.:	50 Hz
		Phantom Pwr.:	No

FEATURES:

- Road proof housing with rubber feet
- Low distortion
- No power supply needed
- 0, 20, 40 dB attenuation settings



SDI-202

D1947 Stereo Active DI box

DAP

Specifications:

Mono In.:	2	Signal-to-noise Ratio:	> 105 dB
Main Out.:	2	Freq. Resp. Min.:	10 Hz
THD Level:	< 0.005 %	Freq. Resp. Max.:	40 Hz
		Phantom Pwr.:	18 V / 24 V / 48 V
		Batt. Type:	9 V block PP3

FEATURES:

- Jack & RCA inputs
- 9 V power supply or 18–48 V phantom power
- Ground lift
- Instrument & speaker inputs



CD & Media Players

Audio Players



CORE CDMP-750

D1155 Table Top CD USB Player

DAP

Specifications:

Main Out.: 2
 Supp. Audio Files: MP3
 Max. Stor. Size: 2 TB
 Media I/O: USB-A
 Anti-Shock Time: 15 sec

THD Level: < 0.01 %
 Signal-to-noise Ratio: > 105 dB
 Pwr. Supp.: 240 VAC 50-60 Hz
 Pwr. Cons.: 20 W
 Height (mm): 105 mm
 Width (mm): 217 mm
 Length (mm): 325 mm

FEATURES:

- 100 % pitch with Master tempo
- 4 cue / loop memories
- BPM related effects and loops
- Accurate scratch function



CDR-110 MKIV

D1259 1U CD + USB Player / USB Recorder

DAP

Specifications:

Auxiliary Inputs: 1
 Main Out.: 1
 Main Out Max. Lvl.: 4 dBu
 Supp. Audio Files: MP3
 Max. Stor. Size: 32 GB
 Media I/O: USB-A / SD Card
 Rec. Out. File: MP3

THD Level: < 0.1%
 Signal-to-noise Ratio: > 60 dB
 Pwr. Supp.: 240 VAC 50-60 Hz
 Pwr. Cons.: 6.5 W
 Height (mm): 44 mm
 Width (mm): 482 mm
 Length (mm): 250 mm
 R.U.: 1 U

FEATURES:

- Backlite buttons
- Adjustable record Level with indication
- Combined CD/USB/SD output
- IR Remote control



MPR-200BT

D1248 1U Radio + USB + Bluetooth Player / USB Recorder

DAP

Specifications:

Stereo In.: 1
 Main Out.: 4
 Main Out Max. Lvl.: 4 dBu
 Supp. Audio Files: MP3
 Max. Stor. Size: 32 GB
 Media I/O: USB-A / SD Card
 Anti-Shock Time: 30 sec
 Rec. Out. File: MP3
 THD Level: < 0.1%
 Signal-to-noise Ratio: > 70 dB

BT Vers.: 3.0
 BT Range: 25 m
 FM Freq. Start: 87.5 MHz
 FM Freq. End: 108 MHz
 Presets: Yes
 Pwr. Supp.: 240 VAC 50-60 Hz
 Pwr. Cons.: 6.9 W
 Height (mm): 44 mm
 Width (mm): 482 mm
 Length (mm): 250 mm
 R.U.: 1 U

FEATURES:

- Backlit buttons
- Recorder & Player
- Wide Bluetooth range
- IR remote control

UBR-180BT

D1258 1U USB + Bluetooth Player / USB Recorder

DAP

Specifications:

Auxiliary Inputs:	1	Signal-to-noise Ratio:	> 70 dB
Main Out.:	2	BT Vers.:	3.0
Main Out Max. Lvl.:	4 dBu	BT Range:	25 m
Supp. Audio Files:	MP3	Pwr. Supp.:	240 VAC 50-60 Hz
Max. Stor. Size:	32 GB	Pwr. Cons.:	5.2 W
Media I/O:	USB-A / SD Card	Height (mm):	44 mm
Rec. Out. File:	MP3	Width (mm):	482 mm
THD Level:	< 0.1%	Length (mm):	185 mm
		R.U.:	1 U

FEATURES:

- Backlit buttons
- Bluetooth playback
- Separate USB, Bluetooth output
- Adjustable record Level with indication



IR-150BT

D1247 1U (Internet) Radio + USB + Bluetooth Player

DAP

Specifications:

Main Out.:	1	FM Freq. End:	108 MHz
Supp. Audio Files:	AAC/AAC+ / FLAC / MP3	DAB+ Freq. Start:	174.928 Mhz
THD Level:	< 0.1%	DAB+ Freq. End:	239.2 Mhz
Signal-to-noise Ratio:	> 70 dB	Pwr. Supp.:	220V-240 VAC 50 Hz
Carr. Freq.:	2,4 GHz	Pwr. Cons.:	4.6 W
BT Vers.:	4.2	Height (mm):	44.5 mm
BT Range:	20 m	Width (mm):	483 mm
FM Freq. Start:	87 MHz	Length (mm):	270 mm
		R.U.:	1 U

FEATURES:

- FM, internet & DAB+ radio
- Bluetooth
- Line output (RCA)
- Digital out (Toslink & coaxial)
- XLR output
- Full colour LCD display
- IR remote included





PA-250

D6160 250 W 100 V Amp

DAP


Specifications:

RMS Out. Pwr.: 250 W
 Out. Ch.: 1
 Out. Mode: Parallel
 Out. Conn.: Terminal
 Main Out.: 2
 Main Out. Conn.: RCA
 Mono In.: 2
 Mono In. Conn.: 3-pin XLR / Phoenix
 Stereo In.: 1
 Stereo In. Conn.: RCA

Trafo: 100 V
 Phantom Pwr.: No
 Pwr. Supp.: 240 VAC 50-60 Hz
 Backup Pwr. Supp.: 24 VDC
 Pwr. Cons.: 500 W
 Pwr. Conn. In.: IEC C13 female
 Height (mm): 88 mm
 Width (mm): 483 mm
 Length (mm): 326 mm
 R.U.: 2 U
 Weight: 12 kg
 Electronic Prot.: Overload / Short circuit

FEATURES:

- 250 W
- Loop through connection
- RCA, XLR, Terminal input
- 24 V Back up power input



PA-500

D6161 500 W 100 V Amp

DAP

Specifications:

RMS Out. Pwr.: 500 W
 Out. Ch.: 1
 Out. Mode: Parallel
 Out. Conn.: Terminal
 Main Out.: 2
 Main Out. Conn.: RCA
 Mono In.: 2
 Mono In. Conn.: 3-pin XLR / Phoenix
 Stereo In.: 1
 Stereo In. Conn.: RCA

Trafo: 100 V
 Phantom Pwr.: No
 Pwr. Supp.: 240 VAC 50-60 Hz
 Backup Pwr. Supp.: 24 VDC
 Pwr. Cons.: 1050 W
 Pwr. Conn. In.: IEC C13 female
 Height (mm): 483 mm
 Width (mm): 88 mm
 Length (mm): 326 mm
 R.U.: 2 U
 Weight: 16 kg
 Electronic Prot.: Overload / Short circuit

FEATURES:

- 500 W
- Loop through connection
- RCA, XLR, Terminal input
- 24 V Back up power input

PA-5500TU

D6175 500 W 100 V Amp

DAP

Specifications:

RMS Out. Pwr.: 460 W
 Out. per Chan. into 8 ohms at 1 kHz: 240 W
 Out. Ch.: 2
 Out. Mode: Bridge / Stereo
 Out. Conn.: Terminal
 Mono In.: 0
 Stereo In.: 4
 Stereo In. Conn.: RCA
 Trafo: 100 V
 Supp. Audio Files: AAC/AAC+ / FLAC / MP3
 THD Level: < 0.1%
 Signal-to-noise Ratio: > 100 dB

Amp Technology: Class D
 Freq. Resp. Min.: 20 Hz
 Freq. Resp. Max.: 20000 Hz
 PEQ Main: 2 Bands
 FM Freq. Start: 87 MHz
 FM Freq. End: 108 MHz
 Pwr. Supp.: 220V-240 VAC 50 Hz
 Pwr. Cons.: 96 W
 Pwr. Conn. In.: IEC C13 female
 Height (mm): 44 mm
 Width (mm): 483 mm
 Length (mm): 250 mm
 R.U.: 1 U
 Weight: 3.7 kg
 Electronic Prot.: Overload / Short circuit



FEATURES:

- All in one solution:

PA-530TU

D6150 30 W 100 V Amp

DAP

Specifications:

RMS Out. Pwr.: 30 W
 Out. per Chan. at 70/100 V at 1 kHz: 30 W
 Out. Ch.: 1
 Out. Mode: Parallel
 Out. Conn.: Terminal
 Mono In.: 2
 Mono In. Conn.: 3-pin XLR / TRS unbalanced 6.3 mm
 Stereo In.: 1
 Stereo In. Conn.: TRS balanced 3.5 mm
 Auxiliary Inputs: 1
 Auxiliary Input Connector: RCA
 Trafo: 100 V
 Supp. Audio Files: MP3 / WAV
 Media I/O: USB-A

Phantom Pwr.: 18 V
 PEQ Main: 2 Bands
 Speech Filter Range: 6 dB
 Speech Filter Freq.: 300 Hz
 FM Freq. Start: 87.5 MHz
 FM Freq. End: 108 MHz
 Pwr. Supp.: 240 VAC 50-60 Hz
 Backup Pwr. Supp.: 24 VDC
 Pwr. Cons.: 69 W
 Pwr. Conn. In.: IEC C13 female
 Data Conn. In: USB
 Height (mm): 95 mm
 Width (mm): 270 mm
 Length (mm): 262 mm
 Weight: 6 kg
 Chime: No
 Electronic Prot.: Overload / Short circuit



FEATURES:

- Compact design
- Media player
- Tuner
- Front line input



PA-7120

D6151 120 W 100 V Amp

DAP

Specifications:

RMS Out. Pwr.:	120 W	PEQ Ch:	2 Bands
Out. Ch.:	1	PEQ Mic:	2 Bands
Out. Mode:	Parallel	Speech Filter Range:	3 dB
Out. Conn.:	Terminal	Speech Filter Freq.:	300 Hz
Main Out.:	1	Pwr. Supp.:	240 VAC 50-60 Hz
Main Out. Conn.:	RCA	Backup Pwr. Supp.:	24 VDC
Mono In.:	3	Pwr. Cons.:	253 W
Mono In. Conn.:	3-pin XLR / Phoenix / TRS unbalanced 6.3 mm	Pwr. Conn. In.:	IEC C13 female
Stereo In.:	3	Height (mm):	88 mm
Stereo In. Conn.:	RCA / TRS balanced 3.5 mm	Width (mm):	483 mm
Auxiliary Inputs:	1	Length (mm):	328 mm
Auxiliary Input Conn.:	RCA	R.U.:	2 U
Trafo:	100 V	Weight:	9 kg
Phantom Pwr.:	18 V	PTT:	Yes
		Chime:	Yes
		Tel. In.:	Yes
		Electronic Prot.:	Overload / Short circuit

FEATURES:

- 1 zone
- 7 inputs
- Telephone input
- Chime & Ducking



ZA-7250

D6152 250 W 100 V Zone Amp

DAP

Specifications:

RMS Out. Pwr.:	250 W	Phantom Pwr.:	18 V
Out. Ch.:	4	PEQ Ch:	2 Bands
Out. Mode:	Parallel	PEQ Mic:	2 Bands
Out. Conn.:	Terminal	Speech Filter Range:	3 dB
Main Out.:	2	Speech Filter Freq.:	300 Hz
Main Out. Conn.:	3-pin XLR / RCA	Pwr. Supp.:	240 VAC 50-60 Hz
Zone Out.:	4	Backup Pwr. Supp.:	24 VDC
Zone Out. Conn.:	Phoenix / RCA	Pwr. Cons.:	517 W
Mono In.:	3	Pwr. Conn. In.:	IEC C13 female
Mono In. Conn.:	3-pin XLR / Phoenix / TRS unbalanced 6.3 mm	Height (mm):	88 mm
Stereo In.:	3	Width (mm):	483 mm
Stereo In. Conn.:	TRS balanced 3.5 mm	Length (mm):	328 mm
Auxiliary Inputs:	1	R.U.:	2 U
Auxiliary Input Conn.:	RCA	Weight:	12 kg
Trafo:	100 V	PTT:	Yes
		Chime:	Yes
		Tel. In.:	Yes
		Electronic Prot.:	Overload / Short circuit

FEATURES:

- 4 zones
- 7 inputs
- Telephone input
- Zone line outputs

ZA-9120TU

D6153 120 W 100 V Zone Amp

DAP

Specifications:

RMS Out. Pwr.:	120 W	Phantom Pwr.:	18 V
Out. Ch.:	2	PEQ Ch:	2 Bands
Out. Mode:	Parallel	PEQ Mic:	2 Bands
Out. Conn.:	Terminal	Speech Filter Range:	3 dB
Main Out.:	1	Speech Filter Freq.:	300 Hz
Main Out. Conn.:	RCA	FM Freq. Start:	87.5 MHz
Zone Out.:	2	FM Freq. End:	108 MHz
Zone Out. Conn.:	Phoenix	Pwr. Supp.:	240 VAC 50-60 Hz
Mono In.:	3	Backup Pwr. Supp.:	24 VDC
Mono In. Conn.:	3-pin XLR / Phoenix / TRS unbalanced 6.3 mm	Pwr. Cons.:	253 W
Stereo In.:	3	Pwr. Conn. In.:	IEC C13 female
Stereo In. Conn.:	RCA / TRS balanced 3.5 mm	Data Conn. In.:	USB
Auxiliary Inputs:	1	Height (mm):	88 mm
Auxiliary Input Conn.:	TRS balanced 3.5 mm	Width (mm):	483 mm
Trafo:	100 V	Length (mm):	328 mm
Supp. Audio Files:	MP3 / WAV	R.U.:	2 U
Media I/O:	USB-A	Weight:	9 kg
		PTT:	Yes
		Chime:	Yes
		Tel. In.:	Yes
		Electronic Prot.:	Overload / Short circuit



FEATURES:

- 2 zones
- Media player
- Telephone input
- USB on front and backside

ZA-9250TU

D6154 250 W 100 V Zone Amp

DAP

Specifications:

RMS Out. Pwr.:	250 W	Phantom Pwr.:	18 V
Out. Ch.:	4	PEQ Ch:	2 Bands
Out. Mode:	Parallel	PEQ Mic:	2 Bands
Out. Conn.:	Terminal	Speech Filter Range:	3 dB
Main Out.:	1	Speech Filter Freq.:	300 Hz
Main Out. Conn.:	RCA	FM Freq. Start:	87.5 MHz
Zone Out.:	4	FM Freq. End:	108 MHz
Zone Out. Conn.:	Phoenix / RCA	Pwr. Supp.:	240 VAC 50-60 Hz
Mono In.:	3	Backup Pwr. Supp.:	24 VDC
Mono In. Conn.:	3-pin XLR / Phoenix / TRS unbalanced 6.3 mm	Pwr. Cons.:	500 W
Stereo In.:	3	Pwr. Conn. In.:	IEC C13 female
Stereo In. Conn.:	RCA / TRS balanced 3.5 mm	Data Conn. In.:	USB
Auxiliary Inputs:	1	Height (mm):	88 mm
Auxiliary Input Conn.:	RCA	Width (mm):	483 mm
Trafo:	100 V	Length (mm):	328 mm
Supp. Audio Files:	MP3 / WAV	R.U.:	2 U
Media I/O:	USB-A	Weight:	12 kg
		PTT:	Yes
		Chime:	Yes
		Tel. In.:	Yes
		Electronic Prot.:	Overload / Short circuit



FEATURES:

- 4 zones
- Media player
- Zone line outputs
- USB on front and backside



ZA-9250VTU

D6155 250 W 100 V Zone Amp

DAP

Specifications:

RMS Out. Pwr.:	250 W	Phantom Pwr.:	18 V
Out. Ch.:	4	PEQ Ch:	2 Bands
Out. Mode:	Parallel	PEQ Mic:	2 Bands
Out. Conn.:	Terminal	Speech Filter Range:	3 dB
Main Out.:	2	Speech Filter Freq.:	300 Hz
Main Out. Conn.:	3-pin XLR / RCA	FM Freq. Start:	87.5 MHz
Zone Out.:	4	FM Freq. End:	108 MHz
Zone Out. Conn.:	Phoenix / RCA	Pwr. Supp.:	240 VAC 50-60 Hz
Mono In.:	3	Backup Pwr. Supp.:	24 VDC
Mono In. Conn.:	3-pin XLR / Phoenix / TRS unbalanced 6.3 mm	Pwr. Cons.:	514 W
Stereo In.:	3	Pwr. Conn. In.:	IEC C13 female
Stereo In. Conn.:	RCA / TRS balanced 3.5 mm	Data Conn. In.:	USB
Auxiliary Inputs:	1	Height (mm):	134 mm
Auxiliary Input Conn.:	RCA	Width (mm):	483 mm
Trafo:	100 V	Length (mm):	328 mm
Supp. Audio Files:	MP3 / WAV	R.U.:	3 U
Media I/O:	USB-A	Weight:	14 kg
		PTT:	Yes
		Chime:	Yes
		Tel. In.:	Yes
		Electronic Prot.:	Overload / Short circuit

FEATURES:

- 4 zones
- Media player
- Built-in volume controllers
- USB on front & backside



MA-8120 Matrix Amplifier

D6195 480 W 100 V Matrix Amp

DAP

Specifications:

RMS Out. Pwr.:	480 W	Freq. Resp. Min.:	20 Hz
Out. per Chan. at 70/100 V at 1 kHz:	120 W	Freq. Resp. Max.:	20000 Hz
Out. per Chan. at 100 V at 1 kHz:	120 W	Phantom Pwr.:	18 V / 24 V
Out. Ch.:	4	PEQ Mic:	3 Bands
Out. Mode:	Parallel	PEQ Main:	2 Bands
Out. Conn.:	Terminal	Pwr. Supp.:	240 VAC 50-60 Hz
Zone Out.:	4	Backup Pwr. Supp.:	No
Zone Out. Connector:	Phoenix	Pwr. Cons.:	500 W
Mono In.:	8	Pwr. Conn. In.:	IEC C13 female
Mono In. Conn.:	3-pin XLR / TRS unbalanced 6.3 mm	Data Conn. In.:	RJ45
Stereo In.:	4	Data Conn. Out.:	RJ45
Stereo In. Conn.:	RCA	Height (mm):	88 mm
Trafo:	70+100 V	Width (mm):	483 mm
THD Level:	< 0.1%	Length (mm):	328 mm
		R.U.:	2 U
		Weight:	9 kg

FEATURES:

- Matrix system
- Up to 4 external wall panels
- 8 inputs
- 4 independent digital 120 W amplifiers

EVO 4T

D3680 4" Passive 100 V Installation Speaker - Black (2 Pcs)
D3681 4" Passive 100 V Installation Speaker - White (2 Pcs)

DAP

Specifications:		Freq. Resp. Max.:	20000 Hz
RMS In. Pwr.:	40 W	Woofer Ø:	4"
Peak In. Pwr.:	80 W	Comp. Driver Ø:	0.5"
Trafo:	70+100 V	Horz. °:	110°
Line Trafo Taps:	2 / 4 / 8 / 16 W	Vert. °:	90°
Pass. In. Conn.:	Terminal	Height (mm):	195 mm
Speaker Sys.:	2-way	Width (mm):	127 mm
Speaker Sens. (1 W/1 m):	88 dB	Length (mm):	115 mm
Speaker Ω:	8 Ω	Inst. Depth Ex. Conn.:	157 mm
Freq. Resp. Min.:	100 Hz	Weight:	1.8 kg
		IP Rate:	IP54



FEATURES:

- IP54 Protection Rate
- Multi angled Brackets
- Fast and easy installation
- 100 V Power taps & Low impedance

EVO 5T

D3682 5" Passive 100 V Installation Speaker - Black (2 Pcs)
D3683 5" Passive 100 V Installation Speaker - White (2 Pcs)

DAP

Specifications:		Freq. Resp. Max.:	20000 Hz
RMS In. Pwr.:	60 W	Woofer Ø:	5.25"
Peak In. Pwr.:	120 W	Comp. Driver Ø:	0.5"
Trafo:	70+100 V	Horz. °:	110°
Line Trafo Taps:	2 / 4 / 8 / 16 W	Vert. °:	90°
Pass. In. Conn.:	Terminal	Height (mm):	250 mm
Speaker Sys.:	2-way	Width (mm):	165 mm
Speaker Sens. (1 W/1 m):	89 dB	Length (mm):	150 mm
Speaker Ω:	8 Ω	Inst. Depth Ex. Conn.:	205 mm
Freq. Resp. Min.:	80 Hz	Weight:	2.7 kg
		IP Rate:	IP54



FEATURES:

- IP54 Protection Rate
- Multi angled Brackets
- Fast and easy installation
- 100 V Power taps & Low impedance

Wall Mount Speakers Public Addressing



EVO 6T

D3684 6" Passive 100 V Installation Speaker - Black (2 Pcs)

D3685 6" Passive 100 V Installation Speaker - White (2 Pcs)

DAP

Specifications:		Freq. Resp. Max.:	20000 Hz
RMS In. Pwr.:	70 W	Woofer Ø:	6.5 "
Peak In. Pwr.:	140 W	Comp. Driver Ø:	1 "
Trafo:	70+100 V	Horz. °:	110 °
Line Trafo Taps:	4 / 8 / 16 / 32 W	Vert. °:	90 °
Pass. In. Conn.:	Terminal	Height (mm):	300 mm
Speaker Sys.:	2-way	Width (mm):	195 mm
Speaker Sens. (1 W/1 m):	90 dB	Length (mm):	185 mm
Speaker Ω:	8 Ω	Inst. Depth Ex. Conn.:	245 mm
Freq. Resp. Min.:	50 Hz	Weight:	3.7 kg
		IP Rate:	IP54

FEATURES:

- IP54 Protection Rate
- Multi angled Brackets
- Fast and easy installation
- 100 V Power taps & Low impedance



EVO 8T

D3686 8" Passive 100 V Installation Speaker - Black (2 Pcs)

D3687 8" Passive 100 V Installation Speaker - White (2 Pcs)

DAP

Specifications:		Freq. Resp. Max.:	20000 Hz
RMS In. Pwr.:	80 W	Woofer Ø:	8 "
Peak In. Pwr.:	160 W	Comp. Driver Ø:	1 "
Trafo:	70+100 V	Horz. °:	110 °
Line Trafo Taps:	6.5 / 12.5 / 25 / 50 W	Vert. °:	90 °
Pass. In. Conn.:	Terminal	Height (mm):	385 mm
Speaker Sys.:	2-way	Width (mm):	245 mm
Speaker Sens. (1 W/1 m):	90 dB	Length (mm):	232 mm
Speaker Ω:	8 Ω	Inst. Depth Ex. Conn.:	313 mm
Freq. Resp. Min.:	48 Hz	Weight:	5.1 kg
		IP Rate:	IP54

FEATURES:

- IP54 Protection Rate
- Multi angled Brackets
- Fast and easy installation
- 100 V Power taps & Low impedance



WMS-40

D6556 2 x 4" Passive 100 V Installation Speaker - Black

D6557 2 x 4" Passive 100 V Installation Speaker - White

DAP

Specifications:		Freq. Resp. Min.:	90 Hz
Peak In. Pwr.:	40 W	Freq. Resp. Max.:	20000 Hz
Trafo:	70+100 V	Woofer Ø:	4 "
Line Trafo Taps:	2.5 / 5 / 10 / 20 / 40 W	Comp. Driver Ø:	1 "
Pass. In. Conn.:	Terminal	Height (mm):	140 mm
Speaker Sys.:	2-way	Width (mm):	260 mm
Speaker Sens. (1 W/1 m):	90 dB	Length (mm):	360 mm
Speaker Ω:	4 Ω	Weight:	3.7 kg
		IP Rate:	IP40

FEATURES:

- 40 W / 70 + 100 V wall mount speaker
- Multiple speakers can be linked for extending the dispersion angle up to 360°
- 2-way system
- 4 Ω
- 2x 4" woofer
- IP40
- Black

PSU-510P

D6550 5" Passive Unidirectional 100 V Projector Speaker

DAP

Specifications:		Max. SPL. at 1 m:	100 dB
Peak In. Pwr.:	10 W	Freq. Resp. Min.:	130 Hz
Trafo:	100 V	Freq. Resp. Max.:	15000 Hz
Line Trafo Taps:	2.5 / 5 / 10 W	Woofer Ø:	5"
Pass. In. Conn.:	Open End	Height (mm):	117 mm
Speaker Sys.:	Coaxial	Width (mm):	138 mm
Speaker Sens. (1 W/1 m):	91 dB	Length (mm):	205 mm
Speaker Ω:	8 Ω	Weight:	1.4 kg
		IP Rate:	IP55

FEATURES:

- 10 W / 100 V unidirectional projection speaker
- 5" woofer
- Protected against dust ingress (IP55)
- White



PSU-510M

D6553 5" Passive Unidirectional 100 V Projector Speaker

DAP

Specifications:		Freq. Resp. Min.:	110 Hz
Peak In. Pwr.:	10 W	Freq. Resp. Max.:	15000 Hz
Trafo:	100 V	Woofer Ø:	5"
Line Trafo Taps:	5 / 10 / 20 W	Height (mm):	130 mm
Pass. In. Conn.:	Open End	Width (mm):	130 mm
Speaker Sys.:	Coaxial	Length (mm):	225 mm
Speaker Sens. (1 W/1 m):	91 dB	Weight:	2.3 kg
Speaker Ω:	8 Ω	IP Rate:	IP55

FEATURES:

- 10 W / 100 V unidirectional projection speaker
- 5" woofer
- Protected against dust ingress (IP55)
- White



PSB-510P

D6552 5" Passive Bidirectional 100 V Projector Speaker

DAP

Specifications:		Freq. Resp. Min.:	130 Hz
Peak In. Pwr.:	12 W	Freq. Resp. Max.:	15000 Hz
Trafo:	100 V	Vert. °:	130°
Line Trafo Taps:	3 / 6 / 12.5 W	Height (mm):	140 mm
Pass. In. Conn.:	Open End	Width (mm):	140 mm
Speaker Sys.:	Coaxial	Length (mm):	200 mm
Speaker Sens. (1 W/1 m):	91 dB	Weight:	1.7 kg
Speaker Ω:	8 Ω	IP Rate:	IP55

FEATURES:

- 10 W / 100 V bidirectional projection speaker
- 2x 5" woofer
- Protected against dust ingress (IP55)
- 130° dispersion angle
- White



Wall Mount Speakers

Public Addressing



PSB-510M

D6555 5" Passive Bidirectional 100 V Projector Speaker

DAP

Specifications:		Freq. Resp. Max.:	15000 Hz
Peak In. Pwr.:	20 W	Woofers Ø:	5"
Trafo:	100 V	Vert. °:	130°
Line Trafo Taps:	5 / 10 / 20 W	Height (mm):	135 mm
Pass. In. Conn.:	Open End	Width (mm):	135 mm
Speaker Sys.:	Coaxial	Length (mm):	202 mm
Speaker Sens. (1 W/1 m):	92 dB	Weight:	2.8 kg
Freq. Resp. Min.:	110 Hz	IP Rate:	IP55

FEATURES:

- 10 W / 100 V bidirectional projection speaker
- 2x 5" woofer
- Protected against dust ingress (IP55)
- 130° dispersion angle
- White



PSU-620P

D6551 6" Passive Unidirectional 100 V Projector Speaker

DAP

Specifications:		Max. SPL. at 1 m:	101 dB
Peak In. Pwr.:	20 W	Freq. Resp. Min.:	110 Hz
Trafo:	100 V	Freq. Resp. Max.:	15000 Hz
Line Trafo Taps:	5 / 10 / 20 W	Woofers Ø:	6"
Pass. In. Conn.:	Open End	Height (mm):	160 mm
Speaker Sys.:	Coaxial	Width (mm):	160 mm
Speaker Sens. (1 W/1 m):	92 dB	Length (mm):	245 mm
Speaker Ω:	8 Ω	Weight:	1.8 kg
		IP Rate:	IP55

FEATURES:

- 20 W / 100 V unidirectional projection speaker
- 6" woofer
- Protected against dust ingress (IP55)
- White



PSU-620M

D6554 6" Passive Unidirectional 100 V Projector Speaker

DAP

Specifications:		Freq. Resp. Min.:	110 Hz
Peak In. Pwr.:	20 W	Freq. Resp. Max.:	15000 Hz
Trafo:	100 V	Woofers Ø:	6"
Line Trafo Taps:	5 / 10 / 20 W	Height (mm):	165 mm
Pass. In. Conn.:	Open End	Width (mm):	165 mm
Speaker Sys.:	Coaxial	Length (mm):	270 mm
Speaker Sens. (1 W/1 m):	92 dB	Weight:	2.8 kg
		IP Rate:	IP55

FEATURES:

- 20 W / 100 V unidirectional projection speaker
- 6" woofer
- Protected against dust ingress (IP55)
- White

CS-330

D6562 4 x 3" Passive 100 V Column Speaker

DAP

Specifications:		Freq. Resp. Min.:	170 Hz
		Freq. Resp. Max.:	15000 Hz
Peak In. Pwr.:	30 W	Woofer Ø:	3"
Trafo:	100 V	Height (mm):	75 mm
Line Trafo Taps:	10 / 20 W	Width (mm):	106 mm
Pass. In. Conn.:	Open End	Length (mm):	405 mm
Speaker Sys.:	Column	Weight:	2 kg
Speaker Sens. (1 W/1 m):	91 dB	IP Rate:	IP44
Max. SPL. at 1 m:	101 dB		

FEATURES:

- 30 W / 100 V wall column speaker
- 4x 3" woofer
- IP44
- White
- Bracket and screws included



CS-360

D6561 8 x 3" Passive 100 V Column Speaker

DAP

Specifications:		Freq. Resp. Min.:	130 Hz
		Freq. Resp. Max.:	17000 Hz
Peak In. Pwr.:	60 W	Woofer Ø:	3"
Trafo:	100 V	Height (mm):	75 mm
Line Trafo Taps:	20 / 40 W	Width (mm):	106 mm
Pass. In. Conn.:	Open End	Length (mm):	691 mm
Speaker Sys.:	Column	Weight:	1 kg
Speaker Sens. (1 W/1 m):	92 dB	IP Rate:	IP44
Max. SPL. at 1 m:	106 dB		

FEATURES:

- 60 W / 100 V wall column speaker
- 8x 3" woofer
- IP44
- White
- Bracket and screws included



SCS-230

D6612 4 x 2" Passive 100 V Column Speaker

DAP

Specifications:		Freq. Resp. Min.:	180 Hz
		Freq. Resp. Max.:	18000 Hz
Peak In. Pwr.:	30 W	Woofer Ø:	2"
Trafo:	100 V	Comp. Driver Ø:	1"
Line Trafo Taps:	7.5 / 15 / 30 W	Height (mm):	400 mm
Pass. In. Conn.:	Open End	Width (mm):	74 mm
Speaker Sys.:	2-way	Length (mm):	68 mm
Speaker Sens. (1 W/1 m):	91 dB	Weight:	1.7 kg
Speaker Ω:	8 Ω	IP Rate:	IP44

FEATURES:

- 30 W / 100 V wall column speaker
- 2-way
- Slim line
- 4x 2" woofer
- IP44
- White
- Bolt & washer, bracket and cable glands included



Wall Mount Speakers

Public Addressing



SCS-250

D6613 10 x 2" Passive 100 V Column Speaker

DAP

Specifications:

Peak In. Pwr.:	50 W
Trafo:	100 V
Line Trafo Taps:	12.5 / 25 / 50 W
Pass. In. Conn.:	Open End
Speaker Sys.:	Column
Speaker Sens. (1 W/1 m):	91 dB
Speaker Ω :	8 Ω

Freq. Resp. Min.:	180 Hz
Freq. Resp. Max.:	18000 Hz
Woofer \varnothing :	2"
Comp. Driver \varnothing :	1"
Height (mm):	800 mm
Width (mm):	74 mm
Length (mm):	68 mm
Weight:	3.7 kg
IP Rate:	IP44

FEATURES:

- 50 W / 100 V wall column speaker
- 2-way
- Slim line
- 10x 2" woofer
- IP44
- White
- Bolt & washer, bracket and cable glands included



WS-6W

D6560 5" Passive 100 V Installation Speaker - White

DAP

Specifications:

Peak In. Pwr.:	6 W
Trafo:	100 V
Line Trafo Taps:	3 / 6 W
Pass. In. Conn.:	Terminal
Speaker Sys.:	Coaxial
Speaker Sens. (1 W/1 m):	92 dB
Speaker Ω :	8 Ω

Freq. Resp. Min.:	130 Hz
Freq. Resp. Max.:	17000 Hz
Woofer \varnothing :	5"
Height (mm):	77 mm
Width (mm):	166 mm
Length (mm):	266 mm
Weight:	1 kg
IP Rate:	IP40

FEATURES:

- 6 W / 100 V wall mount speaker
- 5" woofer
- IP40
- White



SS-105

D6563 5" Passive Spherical 100 V Speaker - White

DAP

Specifications:		Freq. Resp. Max.:	15000 Hz
Peak In. Pwr.:	10 W	Woofer Ø:	5"
Trafo:	100 V	Horz. °:	360°
Line Trafo Taps:	2.5 / 5 / 10 W	Vert. °:	120°
Pass. In. Conn.:	Open End	Height (mm):	160 mm
Speaker Sys.:	Coaxial	Width (mm):	180 mm
Speaker Sens. (1 W/1 m):	92 dB	Length (mm):	180 mm
Speaker Ω:	8 Ω	Weight:	1.1 kg
Freq. Resp. Min.:	150 Hz	IP Rate:	IP55

FEATURES:

- Modern 10 W / 100 V ceiling speaker
- 5" woofer
- Wide 120° dispersion angle
- Protected against dust ingress (IP55)
- White



SS-208

D6564 8" Passive Spherical 100 V Speaker - White

DAP

Specifications:		Freq. Resp. Max.:	18000 Hz
Peak In. Pwr.:	20 W	Woofer Ø:	8"
Trafo:	100 V	Horz. °:	360°
Line Trafo Taps:	5 / 10 / 20 W	Vert. °:	120°
Pass. In. Conn.:	Open End	Height (mm):	234 mm
Speaker Sys.:	Coaxial	Width (mm):	254 mm
Speaker Sens. (1 W/1 m):	92 dB	Length (mm):	254 mm
Speaker Ω:	8 Ω	Weight:	2.2 kg
Freq. Resp. Min.:	80 Hz	IP Rate:	IP55

FEATURES:

- 20 W / 100 V ceiling speaker
- 8" woofer
- Wide 120° dispersion angle
- Protected against dust ingress (IP55)
- White



SS-306

D6565 6" Passive Spherical 100 V Speaker - White

DAP

Specifications:		Freq. Resp. Max.:	18000 Hz
Peak In. Pwr.:	30 W	Woofer Ø:	6"
Trafo:	100 V	Horz. °:	360°
Line Trafo Taps:	7.5 / 15 / 30 W	Vert. °:	120°
Pass. In. Conn.:	Terminal	Height (mm):	302 mm
Speaker Sys.:	Coaxial	Width (mm):	254 mm
Speaker Sens. (1 W/1 m):	90 dB	Length (mm):	254 mm
Speaker Ω:	8 Ω	Weight:	2.2 kg
Freq. Resp. Min.:	110 Hz	IP Rate:	IP55

FEATURES:

- 30 W / 100 V ceiling speaker
- 6" woofer
- 2-way system
- Wide 120° dispersion angle
- Protected against dust ingress (IP55)
- White





HS-510P

D6568 5" Passive Hanging Speaker 100 V - White

DAP

Specifications:		Freq. Resp. Max.:	15000 Hz
Peak In. Pwr.:	10 W	Woofers Ø:	5"
Trafo:	100 V	Horz. °:	130 °
Line Trafo Taps:	2.5 / 5 / 10 W	Height (mm):	200 mm
Pass. In. Conn.:	Open End	Width (mm):	130 mm
Speaker Sys.:	Coaxial	Length (mm):	130 mm
Speaker Sens. (1 W/1 m):	91 dB	Weight:	1.5 kg
Freq. Resp. Min.:	130 Hz	IP Rate:	IP55

FEATURES:

- 10 W / 100 V ceiling speaker
- 5" woofer
- Wide 130° dispersion angle
- Protected against dust ingress (IP55)
- White



HS-620P

D6566 6" Passive Hanging Speaker 100 V - White

DAP

Specifications:		Freq. Resp. Max.:	15000 Hz
Peak In. Pwr.:	20 W	Woofers Ø:	6"
Trafo:	100 V	Horz. °:	130 °
Line Trafo Taps:	5 / 10 / 20 W	Height (mm):	260 mm
Pass. In. Conn.:	Open End	Width (mm):	165 mm
Speaker Sys.:	Coaxial	Length (mm):	165 mm
Speaker Sens. (1 W/1 m):	92 dB	Weight:	1.7 kg
Freq. Resp. Min.:	110 Hz	IP Rate:	IP55

FEATURES:

- 20 W / 100 V ceiling speaker
- 6" woofer
- Wide 130° dispersion angle
- Protected against dust ingress (IP55)
- White



HS-510M

D6569 5" Passive Hanging Speaker 100 V - White

DAP

Specifications:		Freq. Resp. Max.:	15000 Hz
Peak In. Pwr.:	10 W	Woofers Ø:	5"
Trafo:	100 V	Horz. °:	140 °
Line Trafo Taps:	2.5 / 5 / 10 W	Height (mm):	200 mm
Pass. In. Conn.:	Open End	Width (mm):	130 mm
Speaker Sys.:	Coaxial	Length (mm):	130 mm
Speaker Sens. (1 W/1 m):	91 dB	Weight:	2.2 kg
Freq. Resp. Min.:	130 Hz	IP Rate:	IP55

FEATURES:

- 10 W / 100 V ceiling speaker
- 5" woofer
- Wide 140° dispersion angle
- Protected against dust ingress (IP55)
- White

HS-620M

D6567 6" Passive Hanging Speaker 100 V - White

DAP

Specifications:

Peak In. Pwr.:	20 W	Freq. Resp. Max.:	15000 Hz
Trafo:	100 V	Woofer Ø:	6"
Line Trafo Taps:	5 / 10 / 20 W	Horz. °:	140°
Pass. In. Conn.:	Open End	Height (mm):	165 mm
Speaker Sys.:	Coaxial	Width (mm):	260 mm
Speaker Sens. (1 W/1 m):	92 dB	Length (mm):	165 mm
Freq. Resp. Min.:	110 Hz	Weight:	2.6 kg
		IP Rate:	IP55

FEATURES:

- 20 W / 100 V ceiling speaker
- 6" woofer
- Wide 140° dispersion angle
- Protected against dust ingress (IP55)
- Strong aluminium housing
- White





DCS-4220

D6578 4" Passive Ceiling Speaker 100 V - White

DAP

Specifications:		Freq. Resp. Max.:	20000 Hz
Peak In. Pwr.:	20 W	Woofer Ø:	4"
Trafo:	100 V	Comp. Driver Ø:	0.5"
Line Trafo Taps:	5 / 10 / 20 W	Horz. °:	130 °
Pass. In. Conn.:	Open End	Height (mm):	80 mm
Speaker Sys.:	2-way	Width (mm):	183 mm
Speaker Sens. (1 W/1 m):	88 dB	Length (mm):	183 mm
Speaker Ω:	8 Ω	Weight:	1 kg
Freq. Resp. Min.:	110 Hz	IP Rate:	IP40
		Mounting Size:	Ø 160 mm

FEATURES:

- Recessed installation
- 2-way speaker system
- Magnetic grill assembly
- Ultra-thin border



DCS-5230

D6579 5" Passive Ceiling Speaker 100 V - White

DAP

Specifications:		Freq. Resp. Max.:	20000 Hz
Peak In. Pwr.:	20 W	Woofer Ø:	5"
Trafo:	100 V	Comp. Driver Ø:	0.75"
Line Trafo Taps:	5 / 10 / 20 W	Horz. °:	130 °
Pass. In. Conn.:	Open End	Height (mm):	80 mm
Speaker Sys.:	2-way	Width (mm):	203 mm
Speaker Sens. (1 W/1 m):	88 dB	Length (mm):	203 mm
Speaker Ω:	8 Ω	Weight:	1.1 kg
Freq. Resp. Min.:	100 Hz	IP Rate:	IP40
		Mounting Size:	Ø 180 mm

FEATURES:

- Recessed installation
- 2-way speaker system
- Magnetic grill assembly
- Ultra-thin border



DCS-6230

D6580 6" Passive Ceiling Speaker 100 V - White

DAP

Specifications:		Freq. Resp. Max.:	20000 Hz
Peak In. Pwr.:	30 W	Woofer Ø:	6"
Trafo:	100 V	Comp. Driver Ø:	0.5"
Line Trafo Taps:	7.5 / 15 / 30 W	Horz. °:	130 °
Pass. In. Conn.:	Open End	Height (mm):	95 mm
Speaker Sys.:	2-way	Width (mm):	230 mm
Speaker Sens. (1 W/1 m):	88 dB	Length (mm):	230 mm
Speaker Ω:	8 Ω	Weight:	1.85 kg
Freq. Resp. Min.:	90 Hz	IP Rate:	IP40
		Mounting Size:	Ø 200 mm

FEATURES:

- Recessed installation
- 2-way speaker system
- Magnetic grill assembly
- Ultra-thin border

DCS-8240

D6581 8" Passive Ceiling Speaker 100 V - White

DAP

Specifications:

Peak In. Pwr.:	40 W	Freq. Resp. Max.:	20000 Hz
Trafo:	100 V	Woofer Ø:	8"
Line Trafo Taps:	10 / 20 / 40 W	Comp. Driver Ø:	1"
Pass. In. Conn.:	Open End	Height (mm):	115 mm
Speaker Sys.:	2-way	Width (mm):	280 mm
Speaker Sens. (1 W/1 m):	90 dB	Length (mm):	280 mm
Speaker Ω:	8 Ω	Weight:	2.85 kg
Freq. Resp. Min.:	50 Hz	IP Rate:	IP40
		Mounting Size:	Ø 245 mm

FEATURES:

- 40 W / 100 V recessed ceiling speaker
- 8" woofer
- 2-way system
- Wide 140° dispersion angle
- White



Ceiling Speakers

Public Addressing



EDCS-526

D6592B 5" Passive Ceiling Speaker 100 V - Black


D6592W 5" Passive Ceiling Speaker 100 V - White

DAP

Specifications:		Freq. Resp. Min.:	100 Hz
Peak In. Pwr.:	6 W	Freq. Resp. Max.:	15000 Hz
Trafo:	100 V	Woofer Ø:	5"
Line Trafo Taps:	3 / 6 W	Height (mm):	54 mm
Pass. In. Conn.:	Open End	Width (mm):	160 mm
Speaker Sys.:	Coaxial	Length (mm):	160 mm
Speaker Sens. (1 W/1 m):	93 dB	Weight:	0.5 kg
Speaker Ω:	8 Ω	IP Rate:	IP20(indoor use only)
Max. SPL. at 1 m:	97 dB	Mounting Size:	Ø 145 mm

FEATURES:

- Excellent price performance ratio
- Modern and stylish design
- Magnetic cover for easy installation and maintenance



EDCS-626

D6593B 6" Passive Ceiling Speaker 100 V - Black

D6593W 6" Passive Ceiling Speaker 100 V - White

DAP

Specifications:		Freq. Resp. Min.:	100 Hz
Peak In. Pwr.:	6 W	Freq. Resp. Max.:	15000 Hz
Trafo:	100 V	Woofer Ø:	6"
Line Trafo Taps:	3 / 6 W	Height (mm):	74 mm
Pass. In. Conn.:	Terminal	Width (mm):	186 mm
Speaker Sys.:	Coaxial	Length (mm):	186 mm
Speaker Sens. (1 W/1 m):	93 dB	Weight:	0.76 kg
Max. SPL. at 1 m:	97 dB	IP Rate:	IP20(indoor use only)
		Mounting Size:	Ø 170 mm

FEATURES:

- Modern and stylish design
- Magnetic cover for easy installation and maintenance
- Excellent price performance ratio



EDCS-8210

D6594B 8" Passive Ceiling Speaker 100 V - Black

D6594W 8" Passive Ceiling Speaker 100 V - White

DAP

Specifications:		Freq. Resp. Max.:	15000 Hz
Peak In. Pwr.:	10 W	Woofer Ø:	8"
Trafo:	100 V	Horz. °:	360 °
Line Trafo Taps:	5 / 10 W	Vert. °:	180 °
Pass. In. Conn.:	Open End	Height (mm):	88 mm
Speaker Sys.:	Coaxial	Width (mm):	232 mm
Speaker Sens. (1 W/1 m):	93 dB	Length (mm):	232 mm
Speaker Ω:	8 Ω	Weight:	0.9 kg
Max. SPL. at 1 m:	98 dB	IP Rate:	IP20(indoor use only)
Freq. Resp. Min.:	100 Hz	Mounting Size:	Ø 210 mm

FEATURES:


- Excellent price performance ratio
- Modern and stylish design
- Magnetic cover for easy installation and maintenance

CS-36

D6574 3" Passive Ceiling Speaker 100 V - White

DAP

Specifications:		Freq. Resp. Max.:	20000 Hz
Peak In. Pwr.:	6 W	Woofer Ø:	3"
Trafo:	100 V	Horz. °:	140°
Line Trafo Taps:	3 / 6 W	Height (mm):	80 mm
Pass. In. Conn.:	Open End	Width (mm):	103 mm
Speaker Sys.:	Coaxial	Length (mm):	103 mm
Speaker Sens. (1 W/1 m):	87 dB	Weight:	0.4 kg
Freq. Resp. Min.:	120 Hz	IP Rate:	IP40
		Mounting Size:	Ø 95 mm



FEATURES:

- 6 W / 100 V recessed ceiling speaker
- 3" woofer
- Wide 140° dispersion angle
- White

CS-4230BC

D6571 4" Passive Ceiling Speaker 100 V - White

DAP

Specifications:		Freq. Resp. Min.:	70 Hz
Peak In. Pwr.:	20 W	Freq. Resp. Max.:	20000 Hz
Trafo:	70+100 V	Woofer Ø:	4"
Line Trafo Taps:	2.5 / 5 / 10 / 20 W	Height (mm):	165 mm
Pass. In. Conn.:	Terminal	Width (mm):	220 mm
Speaker Sys.:	Coaxial	Length (mm):	220 mm
Speaker Sens. (1 W/1 m):	87 dB	Weight:	1.8 kg
Speaker Ω:	8 Ω	IP Rate:	IP40



FEATURES:

- 30 W / 70 + 100 V speaker back can
- 2-way system
- 4" woofer
- Wide 130° dispersion angle
- White

CS-6230BC

D6570 5" Passive Ceiling Speaker 100 V - White

DAP

Specifications:		Freq. Resp. Min.:	80 Hz
Peak In. Pwr.:	30 W	Freq. Resp. Max.:	20000 Hz
Trafo:	70+100 V	Woofer Ø:	5"
Line Trafo Taps:	3.8 / 7.5 / 15 / 30 W	Horz. °:	130°
Pass. In. Conn.:	Terminal	Height (mm):	150 mm
Speaker Sys.:	2-way	Width (mm):	239 mm
Speaker Sens. (1 W/1 m):	88 dB	Length (mm):	239 mm
Speaker Ω:	8 Ω	Weight:	2 kg
		IP Rate:	IP40



FEATURES:

- 30 W / 70 + 100 V speaker back can
- 2-way system
- 5" woofer
- Wide 130° dispersion angle
- White



DCS-6230BC

D6586 6" Passive Ceiling Speaker 100 V - White

DAP

Specifications:		Freq. Resp. Max.:	20000 Hz
Peak In. Pwr.:	30 W	Woofers Ø:	6.5"
Trafo:	100 V	Comp. Driver Ø:	1"
Line Trafo Taps:	1.8 / 3.75 / 7.5 / 15 / 30 W	Height (mm):	190 mm
Pass. In. Conn.:	Terminal	Width (mm):	226 mm
Speaker Sys.:	2-way	Length (mm):	226 mm
Speaker Sens. (1 W/1 m):	88 dB	Inst. Depth Ex. Conn.:	190 mm
Speaker Ω:	8 Ω	Weight:	2.7 kg
Freq. Resp. Min.:	60 Hz	IP Rate:	IP55
		Mounting Size:	Ø 240 mm

FEATURES:

- 30 W / 100 V ceiling speaker back can
- Modern design
- 6" woofer
- 2-way system
- White
- Terminal input connection



CS-56

D6573 5" Passive Ceiling Speaker 100 V - White

DAP

Specifications:		Freq. Resp. Max.:	15000 Hz
Peak In. Pwr.:	6 W	Woofers Ø:	5"
Trafo:	100 V	Horz. °:	140°
Line Trafo Taps:	3 / 6 W	Height (mm):	67 mm
Pass. In. Conn.:	Open End	Width (mm):	200 mm
Speaker Sys.:	Coaxial	Length (mm):	200 mm
Speaker Sens. (1 W/1 m):	90 dB	Weight:	0.7 kg
Speaker Ω:	8 Ω	IP Rate:	IP40
Freq. Resp. Min.:	110 Hz	Mounting Size:	Ø 170 mm

FEATURES:

- 6 W / 100 V recessed ceiling speaker
- 5" woofer
- Wide 140° dispersion angle
- White



CS-520

D6582 5" Passive Ceiling Speaker 100 V - White

DAP

Specifications:		Freq. Resp. Min.:	110 Hz
Peak In. Pwr.:	20 W	Freq. Resp. Max.:	15000 Hz
Trafo:	100 V	Woofers Ø:	5"
Line Trafo Taps:	5 / 10 / 20 W	Height (mm):	50 mm
Pass. In. Conn.:	Open End	Width (mm):	200 mm
Speaker Sys.:	Coaxial	Length (mm):	200 mm
Speaker Sens. (1 W/1 m):	94 dB	Weight:	0.7 kg
Speaker Ω:	8 Ω	IP Rate:	IP20(indoor use only)
		Mounting Size:	Ø 170 mm

FEATURES:

- 20 W / 100 V recessed ceiling speaker
- 5" woofer
- White

CS-66

D6572 6" Passive Ceiling Speaker 100 V - White

DAP

Specifications:		Freq. Resp. Max.:	15 Hz
Peak In. Pwr.:	6 W	Woofer Ø:	6"
Trafo:	100 V	Horz. °:	140°
Line Trafo Taps:	3 / 6 W	Height (mm):	95 mm
Pass. In. Conn.:	Open End	Width (mm):	245 mm
Speaker Sys.:	Coaxial	Length (mm):	245 mm
Speaker Sens. (1 W/1 m):	90 dB	Weight:	1 kg
Speaker Ω:	8 Ω	IP Rate:	IP40
Freq. Resp. Min.:	110 Hz	Mounting Size:	Ø 225 mm

FEATURES:

- 6 W / 100 V recessed ceiling speaker
- 6" woofer
- Wide 140° dispersion angle
- White



CS-620


D6583 6" Passive Ceiling Speaker 100 V - White

DAP

Specifications:		Freq. Resp. Min.:	110 Hz
Peak In. Pwr.:	20 W	Freq. Resp. Max.:	15000 Hz
Trafo:	100 V	Woofer Ø:	6"
Line Trafo Taps:	5 / 10 / 20 W	Height (mm):	60 mm
Pass. In. Conn.:	Terminal	Width (mm):	245 mm
Speaker Sys.:	Coaxial	Length (mm):	245 mm
Speaker Sens. (1 W/1 m):	94 dB	Weight:	1.1 kg
Speaker Ω:	8 Ω	IP Rate:	IP20(indoor use only)
		Mounting Size:	Ø 225 mm

FEATURES:

- 20 W / 100 V recessed ceiling speaker
- 6" woofer
- White
- Terminal input connection



CS-850S

D6588 8" Passive Ceiling Subwoofer 100 V - White

DAP

Specifications:		Freq. Resp. Min.:	28 Hz
Peak In. Pwr.:	50 W	Freq. Resp. Max.:	20000 Hz
Trafo:	70+100 V	Woofer Ø:	8"
Line Trafo Taps:	3 / 5 / 15 / 30 / 50 W	Height (mm):	165 mm
Pass. In. Conn.:	Open End	Width (mm):	260 mm
Speaker Sys.:	Coaxial	Length (mm):	260 mm
Speaker Sens. (1 W/1 m):	90 dB	Weight:	3 kg
Speaker Ω:	8 Ω	IP Rate:	IP20(indoor use only)
		Mounting Size:	Ø 230 mm

FEATURES:

- 50 W / 70 + 100 V ceiling speaker
- 8" woofer
- 2-way system
- Modern design
- White
- Terminal input connection





FCS-56

D6576 5" Passive Fireproof Ceiling Speaker 100 V - White

DAP

Specifications:		Freq. Resp. Max.:	18000 Hz
Peak In. Pwr.:	6 W	Woofers Ø:	6"
Trafo:	100 V	Height (mm):	135 mm
Line Trafo Taps:	0.75 / 1.5 / 3 / 6 W	Width (mm):	180 mm
Pass. In. Conn.:	Terminal	Length (mm):	180 mm
Speaker Sys.:	Coaxial	Weight:	1.4 kg
Speaker Sens. (1 W/1 m):	92 dB	IP Rate:	IP40
Freq. Resp. Min.:	120 Hz	Mounting Size:	Ø 160 mm
		Fire Ret.:	Yes

FEATURES:

- 6 W / 100 V fireproof speaker back can
- 6" woofer
- Wide 140° dispersion angle
- Fire retardant
- White
- Terminal input connection



FCS-66

D6575 6" Passive Fireproof Ceiling Speaker 100 V - White

DAP

Specifications:		Freq. Resp. Max.:	18000 Hz
Peak In. Pwr.:	6 W	Woofers Ø:	6"
Trafo:	100 V	Height (mm):	135 mm
Line Trafo Taps:	0.75 / 1.5 / 3 / 6 W	Width (mm):	230 mm
Pass. In. Conn.:	Open End	Length (mm):	230 mm
Speaker Sys.:	Coaxial	Weight:	1.7 kg
Speaker Sens. (1 W/1 m):	92 dB	IP Rate:	IP40
Freq. Resp. Min.:	120 Hz	Mounting Size:	Ø 204 mm
		Fire Ret.:	Yes

FEATURES:

- 6 W / 100 V fireproof speaker back can
- 6" woofer
- Wide 140° dispersion angle
- Fire retardant
- White



CST-6506

D6590 6.5" Passive EN 54-24 Ceiling Speaker 100 V - White

DAP

Specifications:		Freq. Resp. Max.:	20000 Hz
Peak In. Pwr.:	6 W	Woofer Ø:	6.5 "
Trafo:	100 V	Height (mm):	74 mm
Line Trafo Taps:	1.5 / 3 / 6 W	Width (mm):	198 mm
Pass. In. Conn.:	Open End	Length (mm):	198 mm
Speaker Sys.:	Coaxial	Weight:	0.9 kg
Speaker Sens. (1 W/1 m):	92 dB	IP Rate:	IP40
Freq. Resp. Min.:	110 Hz	Mounting Size:	Ø164mm
		Fire Ret.:	Yes

FEATURES:

- Designed for full-range broadcast
- Ideal for airport, hotel, school or office
- Metal grill and housing
- EN 54-24 certified



CST-6520

D6591 6.5" Passive EN 54-24 Ceiling Speaker 100 V - White

DAP

Specifications:		Freq. Resp. Max.:	20000 Hz
Peak In. Pwr.:	20 W	Woofer Ø:	6.5 "
Trafo:	100 V	Height (mm):	74 mm
Line Trafo Taps:	5 / 10 / 20 W	Width (mm):	198 mm
Pass. In. Conn.:	Open End	Length (mm):	198 mm
Speaker Sys.:	Coaxial	Weight:	1.1 kg
Speaker Sens. (1 W/1 m):	92 dB	IP Rate:	IP40
Freq. Resp. Min.:	95 Hz	Mounting Size:	Ø 178 mm
		Fire Ret.:	Yes

FEATURES:

- Designed for full-range broadcast
- Ideal for airport, hotel, school or office
- Metal grill and housing
- EN 54-24 certified



WCS-46

D6577 4" Passive Waterproof Ceiling Speaker 100 V - White

DAP

Specifications:		Freq. Resp. Min.:	150 Hz
Peak In. Pwr.:	6 W	Freq. Resp. Max.:	18000 Hz
Trafo:	100 V	Woofer Ø:	4 "
Line Trafo Taps:	3 / 6 W	Height (mm):	130 mm
Pass. In. Conn.:	Open End	Width (mm):	140 mm
Speaker Sys.:	Coaxial	Length (mm):	140 mm
Speaker Sens. (1 W/1 m):	91 dB	Weight:	0.9 kg
Speaker Ω:	8 Ω	IP Rate:	IP55
Max. SPL. at 1 m:	95 dB	Mounting Size:	Ø 125 mm

FEATURES:

- 6 W / 100 V speaker back can
- 4" woofer
- Protected against dust ingress and water jets (IP55)
- Wide 140° dispersion angle
- White





HS-15S

D6541 Passive Square Horn Speaker 100 V

DAP

Specifications:

Peak In. Pwr.:	15 W
Trafo:	70+100 V
Line Trafo Taps:	1.9 / 3.75 / 7.5 / 15 W
Pass. In. Conn.:	Open End
Speaker Sys.:	Horn
Speaker Sens. (1 W/1 m):	105 dB

Speaker Ω :	8 Ω
Freq. Resp. Min.:	300 Hz
Freq. Resp. Max.:	8000 Hz
Height (mm):	232 mm
Width (mm):	162 mm
Length (mm):	222 mm
Weight:	1.4 kg
IP Rate:	IP66

FEATURES:

- 15 W / 70 + 100 V horn speaker
- Square horn
- Suitable for outdoor use (IP66)
- Light grey
- Bracket included



HS-30S

D6540 Passive Square Horn Speaker 100 V

DAP

Specifications:

Peak In. Pwr.:	30 W
Trafo:	70+100 V
Line Trafo Taps:	1.9 / 3.75 / 7.5 / 15 / 30 W
Pass. In. Conn.:	Open End
Speaker Sys.:	Horn
Speaker Sens. (1 W/1 m):	105 dB

Speaker Ω :	8 Ω
Freq. Resp. Min.:	350 Hz
Freq. Resp. Max.:	8000 Hz
Height (mm):	205 mm
Width (mm):	280 mm
Length (mm):	285 mm
Weight:	1.84 kg
IP Rate:	IP66

FEATURES:

- 30 W / 70 + 100 V horn speaker
- Square horn
- Suitable for outdoor use (IP66)
- Light grey
- Bracket included



HS-30R

D6542 Passive Round Horn Speaker 100 V

DAP

Specifications:

Peak In. Pwr.:	30 W
Trafo:	70+100 V
Line Trafo Taps:	3.8 / 7.5 / 15 / 30 W
Pass. In. Conn.:	Open End
Speaker Sys.:	Horn
Speaker Sens. (1 W/1 m):	107 dB
Speaker Ω :	8 Ω

Freq. Resp. Min.:	380 Hz
Freq. Resp. Max.:	6500 Hz
Driver \emptyset :	39.5 mm
Height (mm):	250 mm
Width (mm):	245 mm
Length (mm):	290 mm
Weight:	2.1 kg
IP Rate:	IP66

FEATURES:

- 30 W / 70 + 100 V horn speaker
- Round horn
- Suitable for outdoor use (IP66)
- Light grey
- Bracket included

HS-50R

D6543 Passive Round Horn Speaker 100 V

DAP

Specifications:	Speaker Ω :	16 Ω
Peak In. Pwr.:	Freq. Resp. Min.:	380 Hz
Trafo:	Freq. Resp. Max.:	6500 Hz
Line Trafo Taps:	Height (mm):	325 mm
Pass. In. Conn.:	Width (mm):	325 mm
Speaker Sys.:	Length (mm):	340 mm
Speaker Sens. (1 W/1 m):	Weight:	3 kg
	IP Rate:	IP66

FEATURES:

- 50 W / 70 + 100 V horn speaker
- 16 Ω
- Suitable for outdoor use (IP66)
- Round horn
- Light grey
- Bracket included



MHS-30S

D6544 Passive Square Horn Speaker 100 V

DAP

Specifications:	Freq. Resp. Min.:	100 Hz
Peak In. Pwr.:	Freq. Resp. Max.:	10000 Hz
Trafo:	Driver \emptyset :	25.9 mm
Line Trafo Taps:	Height (mm):	253 mm
Pass. In. Conn.:	Width (mm):	310 mm
Speaker Sys.:	Length (mm):	363 mm
Speaker Sens. (1 W/1 m):	Weight:	3.9 kg
Speaker Ω :	IP Rate:	IP66

FEATURES:

- 30 W / 70 + 100 V horn speaker
- Square horn
- Suitable for outdoor use (IP66)
- Light grey
- Bracket included



MHS-50S

D6545 Passive Square Horn Speaker 100 V

DAP

Specifications:	Freq. Resp. Min.:	90 Hz
Peak In. Pwr.:	Freq. Resp. Max.:	20000 Hz
Trafo:	Woofer \emptyset :	6.5 "
Line Trafo Taps:	Comp. Driver \emptyset :	1 "
Pass. In. Conn.:	Horz. $^\circ$:	105 $^\circ$
Speaker Sys.:	Vert. $^\circ$:	140 $^\circ$
Speaker Sens. (1 W/1 m):	Height (mm):	31 mm
Speaker Ω :	Width (mm):	253 mm
Max. SPL. at 1 m:	Length (mm):	363 mm
	Weight:	3.9 kg
	IP Rate:	IP66

FEATURES:

- 50 W / 100 V horn speaker
- 2-way system
- Suitable for outdoor use (IP66)
- Square horn
- Light grey
- Bracket included





MHS-80S

D6546 Passive Hexagon Horn Speaker 100 V

DAP

Specifications:		Freq. Resp. Min.:	90 Hz
Peak In. Pwr.:	80 W	Freq. Resp. Max.:	20000 Hz
Trafo:	100 V	Woofer Ø:	6.5 "
Line Trafo Taps:	10 / 20 / 40 / 80 W	Comp. Driver Ø:	1 "
Pass. In. Conn.:	Terminal	Height (mm):	288 mm
Speaker Sys.:	2-way	Width (mm):	348 mm
Speaker Sens. (1 W/1 m):	99 dB	Length (mm):	348 mm
Speaker Ω:	8 Ω	Weight:	4.7 kg
Max. SPL. at 1 m:	114 dB	IP Rate:	IP66

FEATURES:

- 80 W / 100 V horn speaker
- 2-way system
- Suitable for outdoor use (IP66)
- Octagonal horn
- Light grey
- Bracket included



D-100

D6547D Passive Driver 100 V

DAP

Specifications:		Speaker Ω:	16 Ω
Peak In. Pwr.:	100 W	Freq. Resp. Min.:	150 Hz
Trafo:	100 V	Freq. Resp. Max.:	6000 Hz
Line Trafo Taps:	50 / 100 W	Height (mm):	145 mm
Pass. In. Conn.:	Open End	Width (mm):	135 mm
Speaker Sys.:	Horn	Length (mm):	173 mm
Speaker Sens. (1 W/1 m):	110 dB	Weight:	414 kg
		IP Rate:	IP66

FEATURES:

- 100 W / 100 V horn driver
- 16 Ω
- Horn not included
- Suitable for outdoor use (IP66)
- Light grey
- Bracket included

GS-520

D6611 5" Passive Garden Speaker 100 V

DAP

Specifications:		Freq. Resp. Min.:	80 Hz
		Freq. Resp. Max.:	15000 Hz
Peak In. Pwr.:	20 W	Woofer Ø:	5 "
Trafo:	100 V	Height (mm):	245 mm
Line Trafo Taps:	10 / 20 W	Width (mm):	215 mm
Pass. In. Conn.:	Open End	Length (mm):	215 mm
Speaker Sys.:	2-way	Weight:	2.04 kg
Speaker Sens. (1 W/1 m):	95 dB	IP Rate:	IP65
Speaker Ω:	8 Ω		

FEATURES:



GS-630

D6610 6" Passive Garden Speaker 100 V

DAP

Specifications:		Freq. Resp. Min.:	80 Hz
		Freq. Resp. Max.:	20000 Hz
Peak In. Pwr.:	30 W	Woofer Ø:	6 "
Trafo:	100 V	Comp. Driver Ø:	1 "
Line Trafo Taps:	7.5 / 15 / 30 W	Height (mm):	330 mm
Pass. In. Conn.:	Open End	Width (mm):	325 mm
Speaker Sys.:	2-way	Length (mm):	325 mm
Speaker Sens. (1 W/1 m):	90 dB	Weight:	3.6 kg
Speaker Ω:	8 Ω	IP Rate:	IP65

FEATURES:



MF-25F

D6422 Hand Megaphone

SHOWGEAR

Specifications:		Batt. Voltage:	1.5 V
		Height (mm):	230 mm
Peak Out. Pwr.:	25 W	Width (mm):	370 mm
Range Min.:	800 m	Length (mm):	230 mm
Range Max.:	2000 m		

FEATURES:



PA Accessories

Public Addressing

VCB - Volume Controller

DAP

- D6531** 6 W
- D6532** 12 W
- D6533** 36 W



H-100

DAP

D6547H Round Horn for D6547D (D-100 Driver)

Trafo: 100 V
 Freq. Resp. Min.: 150 Hz
 Freq. Resp. Max.: 6000 Hz
 Height (mm): 370 mm
 Width (mm): 515 mm
 Length (mm): 515 mm



CB-1 - Cover Box for Volume Controller

DAP

D6536 1 Unit

Height (mm): 80 mm
 Width (mm): 80 mm
 Length (mm): 50 mm



CB-2 - Cover Box for Volume Controller

DAP

D6537 2 Units

Height (mm): 157 mm
 Width (mm): 83 mm
 Length (mm): 51 mm



VPC- Volume & Program Controller

DAP

- D6534** 12 W
- D6535** 36 W

Output per Chan. at 70/100 V at 20Hz > 20 kHz:
 12 W
 Passive Out. Conn.: Terminal
 Height (mm): 154 mm
 Width (mm): 80 mm
 Length (mm): 67 mm



Bracket for 4 x D6556 / D6557 (WMS-40)

DAP

- D6558** Black
- D6559** White

Height (mm): 77 mm
 Width (mm): 103 mm
 Length (mm): 103 mm



PM-160

D6191 Announcement Microphone with Chime

DAP

Specifications:		Freq. Resp. Min.:	22 Hz
		Freq. Resp. Max.:	23000 Hz
Main Out.:	1	Pwr. Conn. In.:	Low Voltage DC plug
Main Out. Conn.:	3-pin XLR / TRS unbalanced	Height (mm):	132 mm
	6.3 mm	Width (mm):	155 mm
Mic. Type:	Condenser	Length (mm):	380 mm
Mic. Sensitivity:	230 mV	Chime:	Yes

FEATURES:

- Mic- volume adjustable on backside
- Chime volume adjustable on backside
- Talk button on upside
- Built-in four tone Chime



MA8120PM

D6197 Paging Microphone with Chime

DAP

Specifications:		Freq. Resp. Min.:	45 Hz
		Freq. Resp. Max.:	15000 Hz
Zone Out. :	4	Data Conn. Out:	RJ45
Mono In.:	1	Height (mm):	139 mm
Mono In. Conn.:	3-pin XLR	Width (mm):	470 mm
THD Level:	< 0.1%	Length (mm):	203 mm
Mic. Type:	Condenser	Chime:	Yes

FEATURES:

- Zone selection
- Chime Switch
- Level Control
- Easy to connect with RJ45



VCR-650

D6538 6 x 50 W Rackmount 100 V Volume Controller

DAP

Specifications:		Main Out.:	6
		Trafo:	100 V
		Height (mm):	88 mm
		Width (mm):	483 mm
Output per Chan. at 70/100 V at 20Hz > 20 kHz:	50 W	Length (mm):	190 mm
Passive Out. Conn.:	Terminal		

FEATURES:



MA-8120WP

D6196 Wall Control

DAP

Specifications:		Signal-to-noise Ratio:	> 100 dB
		Freq. Resp. Min.:	20 Hz
		Freq. Resp. Max.:	20000 Hz
		Data Conn. Out:	RJ45
Main Out.:	1	Height (mm):	80 mm
Mono In.:	1	Width (mm):	80 mm
Mono In. Conn.:	3-pin XLR	Length (mm):	45 mm
Stereo In.:	1		
Stereo In. Conn.:	RCA		
THD Level:	< 0.1%		

FEATURES:

- Line and Microphone input
- Fits European sizes wall boxes
- Volume control
- Easy to connect with RJ45





COM-ART

D1414 Wireless Audio System

DAP

Specifications:

WL Audio Freq. Start: 606 MHz
 WL Audio Freq. End: 630 MHz
 RF Pwr.: 10 mW
 RF Bandwidth: 30 MHz
 THD Level: < 0.3 %
 Signal-to-noise Ratio: > 98 dB

Freq. Resp. Min.: 30 Hz
 Freq. Resp. Max.: 17000 Hz
 Mono In. Conn.: 3-pin XLR
 Main Out. Conn.: 3-pin XLR
 Batt. Type: AA
 Runtime @Full: 5 h
 Pwr. Conn. In.: USB

FEATURES:

- Battery powered
- Up to 50 m (line of sight)
- Receiver & Transmitter
- 16 channels



WPS Guitar

D1456 Wireless Guitar System

DAP

Specifications:

WL Audio Freq. Start: 863 MHz
 WL Audio Freq. End: 865 MHz
 RF Pwr.: 10 mW
 RF Bandwidth: 2 MHz
 THD Level: < 0.6 %
 Signal-to-noise Ratio: > 105 dB

Freq. Resp. Min.: 40 Hz
 Freq. Resp. Max.: 18000 Hz
 Mono In. Conn.: TRS unbalanced 6.3 mm
 Main Out. Conn.: TRS unbalanced 6.3 mm
 Batt. Type: AA
 Pwr. Conn. In.: Low Voltage DC plug
 Weight Transmitter: 0.04 kg

FEATURES:

- No belt-pack needed
- 16 switchable frequencies
- 8 hours with one AAA battery
- 863-865 MHz can be used in many countries



COM-41

D1408 Wireless Handheld System

DAP

Specifications:

WL Mic. Freq. Start: 863550 MHz
 WL Mic. Freq. End: 863550 MHz
 RF Pwr.: 10 mW
 THD Level: < 1.0 %
 Mic. Type: Dynamic
 Polar Pattern: Cardioid
 Freq. Resp. Min.: 50 Hz
 Freq. Resp. Max.: 18000 Hz

RF Ant. In.: 2
 RF Ant. In. Conn.: Fixed
 Mic. Output: 1
 Mic. Output Connection: 3-pin XLR / TRS balanced
 6.3 mm
 Batt. Type: AA
 Transmitter: Handheld
 Receiver: Single Receiver
 Pwr. Conn. In.: Low Voltage DC plug
 Weight Transmitter: 0.2 kg



FEATURES:

- Plug and play
- Low battery indication

COM-41

D1409 Wireless Beltpack System

DAP

Specifications:

WL Mic. Freq. Start: 8648 MHz
 WL Mic. Freq. End: 8648 MHz
 RF Pwr.: 10 mW
 THD Level: < 1.0 %
 Freq. Resp. Min.: 50 Hz
 Freq. Resp. Max.: 18000 Hz
 Phantom Pwr.: No
 RF Ant. In.: 2

RF Ant. In. Conn.: Fixed
 Mic. Output: 1
 Mic. Output Connection: 3-pin XLR / TRS balanced
 6.3 mm
 Batt. Type: 9 V block PP3
 Transmitter: Beltpack
 Receiver: Single Receiver
 Pwr. Conn. In.: Low Voltage DC plug
 Weight Transmitter: 0.1 kg



FEATURES:

- Plug and play
- Low battery indication
- Guitar cable lavalier microphone and headset included

COM-42

D1464 Wireless 2-Channel Handheld System

DAP

Specifications:

WL Mic. Freq. Start: 606 MHz
 WL Mic. Freq. End: 630 MHz
 RF Pwr.: 10 mW
 RF Bandwidth: 24 MHz
 THD Level: < 1.0 %
 Signal-to-noise Ratio: > 100 dB
 Mic. Type: Dynamic moving coil
 Mic. Sensitivity: 2.2 mV
 Polar Pattern: Cardioid
 Max. SPL.: 135 dB
 Freq. Resp. Min.: 50 Hz

Freq. Resp. Max.: 16000 Hz
 RF Ant. In.: 2
 RF Ant. In. Conn.: BNC
 Mic. Output: 1
 Mic. Output Connection: 3-pin XLR / TRS
 unbalanced 6.3 mm
 Batt. Type: AA
 Avg. Runtime: 6 h
 Transmitter: Handheld
 Receiver: True diversity
 Pwr. Conn. In.: Low Voltage DC plug
 Weight Transmitter: 0.27 kg



FEATURES:

- Compact 2-channel receiver
- Infra-red synchronisation technique
- Metal handheld microphone
- Colour coding stickers included



Beltpack for PSS-110

D2620 including headset

DAP

Specifications:

Signal-to-noise Ratio:	> 90 dB
Mic. Sensitivity:	2.2 mV
Freq. Resp. Min.:	615 Hz
Freq. Resp. Max.:	638 Hz
Mono In. Conn.:	4-pin mini XLR
Batt. Type:	AA
Runtime @Full:	18 h

FEATURES:

- Belt pack sender dedicated for DAP PSS-110s
- Suitable for (condenser) microphone and instrument
- Frequency range: 615 - 638 MHz
- Phantom power supply
- Headset included



Beltpack for COM-42

D1465

DAP

Specifications:

WL Audio Freq. Start:	606 MHz	Freq. Resp. Min.:	50 Hz
WL Audio Freq. End:	630 MHz	Freq. Resp. Max.:	16000 Hz
RF Pwr.:	10 mW	Phantom Pwr.:	5 V
RF Bandwidth:	24 MHz	Mono In. Conn.:	4-pin mini XLR
Mic. Sensitivity:	2.2 mV	Batt. Type:	AA
		Avg. Runtime:	6 h
		Transmitter:	Beltpack

FEATURES:

- 606-630 MHz
- 99 Channels
- Powered by 2 AA (UM3) batteries
- 6 hour runtime



EDGE EHS-1

D1475B Wireless Handheld System

DAP

Specifications:

WL Mic. Freq. Start:	606 MHz	Freq. Resp. Max.:	18000 Hz
WL Mic. Freq. End:	668 MHz	RF Ant. In.:	2
RF Pwr.:	30 mW	RF Ant. In. Conn.:	BNC
RF Bandwidth:	60 MHz	Mic. Output:	1
THD Level:	< 1.0 %	Mic. Output Connection:	3-pin XLR / TRS unbalanced 6.3 mm
Signal-to-noise Ratio:	> 100 dB	Batt. Type:	AA
Mic. Type:	Condenser	Avg. Runtime:	10 h
Mic. Sensitivity:	2.2 mV	Transmitter:	Handheld
Polar Pattern:	Cardioid	Receiver:	True diversity
Max. SPL.:	130 dB	Pwr. Conn. In.:	Low Voltage DC plug
Freq. Resp. Min.:	60 Hz	Pwr. Conn. Out.:	Low Voltage DC Socket
		Weight Transmitter:	0.38 kg

FEATURES:

- UHF true-diversity receiver with full colour LCD
- Band Scan function for interference elimination
- Hand-held microphone with OLED display
- High-quality cardioid condenser capsule
- Easy operation with clear and pure sound

EDGE EBS-1

D1476B Wireless Beltpack System

DAP

Specifications:

WL Audio Freq. Start: 606 MHz
 WL Audio Freq. End: 668 MHz
 RF Pwr.: 30 mW
 RF Bandwidth: 60 MHz
 THD Level: < 1.0 %
 Signal-to-noise Ratio: > 100 dB
 Mic. Sensitivity: 1.9 mV
 Max. SPL.: 133 dB
 Freq. Resp. Min.: 50 Hz
 Freq. Resp. Max.: 19000 Hz
 Phantom Pwr.: 5 V

Mono In. Conn.: 4-pin mini XLR
 RF Ant. In.: 2
 RF Ant. In. Conn.: BNC
 Mic. Output: 1
 Mic. Output Connection: 3-pin XLR / TRS unbalanced 6.3 mm
 Batt. Type: AA
 Avg. Runtime: 10 h
 Transmitter: Beltpack
 Receiver: True diversity
 Pwr. Conn. In.: Low Voltage DC plug
 Pwr. Conn. Out.: Low Voltage DC Socket
 Weight Transmitter: 0.11 kg

FEATURES:

- UHF true-diversity receiver with full colour LCD
- Band Scan function for interference elimination
- Belt-pack transmitter with OLED display
- High-quality cardioid condenser headset
- Easy operation with clear and pure sound



EDGE EHM-1

D1477B Handheld Microphone

DAP

Specifications:

WL Mic. Freq. Start: 606 MHz
 WL Mic. Freq. End: 668 MHz
 RF Pwr.: 30 mW
 RF Bandwidth: 60 MHz
 Signal-to-noise Ratio: > 100 dB
 Mic. Type: Condenser

Mic. Sensitivity: 2.2 mV
 Polar Pattern: Cardioid
 Max. SPL.: 130 dB
 Freq. Resp. Min.: 60 Hz
 Freq. Resp. Max.: 18000 Hz
 Batt. Type: AA
 Avg. Runtime: 10 h
 Transmitter: Handheld

FEATURES:

- Hand-held microphone with OLED display
- High-quality cardioid condenser capsule
- Easy operation with clear and pure sound



EDGE EBT-1

D1478B Beltpack Transmitter

DAP

Specifications:

WL Audio Freq. Start: 606 MHz
 WL Audio Freq. End: 668 MHz
 RF Pwr.: 30 mW
 RF Bandwidth: 60 MHz
 Signal-to-noise Ratio: > 100 dB
 Max. SPL.: 133 dB

Freq. Resp. Min.: 50 Hz
 Freq. Resp. Max.: 19000 Hz
 Phantom Pwr.: 5 V
 Mono In. Conn.: 4-pin mini XLR
 Batt. Type: AA
 Avg. Runtime: 10 h
 Transmitter: Beltpack

FEATURES:

- Belt-pack transmitter with OLED display
- High-quality cardioid condenser headset
- Easy operation with clear and pure sound



Vocal Microphones

Microphones



PL-08

D1303 Dynamic Vocal Microphone

DAP

Specifications:

Mic. Output Conn.: 3-pin XLR
 Mic. Ω : 600 Ω
 Mic. Type: Dynamic moving coil
 Mic. Sensitivity: 1.8 mV
 Polar Pattern: Cardioid

Max. SPL.: 137 dB
 Freq. Resp. Min.: 50 Hz
 Freq. Resp. Max.: 16500 Hz
 Height (mm): 51 mm
 Width (mm): 51 mm
 Length (mm): 160 mm
 Weight: 0.315 kg

FEATURES:

- Cardioid dynamic microphone
- Steel mesh grill
- For professional vocal use



PL-08S

D1304 Dynamic Vocal Microphone

DAP

Specifications:

Mic. Output Conn.: 3-pin XLR
 Mic. Ω : 600 Ω
 Mic. Type: Dynamic moving coil
 Mic. Sensitivity: 1.8 mV
 Polar Pattern: Cardioid

Max. SPL.: 137 dB
 Freq. Resp. Min.: 50 Hz
 Freq. Resp. Max.: 16500 Hz
 Height (mm): 51 mm
 Width (mm): 51 mm
 Length (mm): 160 mm
 Weight: 0.298 kg

FEATURES:

- Cardioid dynamic microphone
- Steel mesh grill
- For professional vocal use



PL-08B

D1305 Dynamic Vocal Microphone

DAP

Specifications:

Mic. Output Conn.: 3-pin XLR
 Mic. Ω : 600 Ω
 Mic. Type: Dynamic moving coil
 Mic. Sensitivity: 2.9 mV
 Polar Pattern: Cardioid

Max. SPL.: 137 dB
 Freq. Resp. Min.: 50 Hz
 Freq. Resp. Max.: 16 Hz
 Height (mm): 51 mm
 Width (mm): 51 mm
 Length (mm): 160 mm
 Weight: 0.28 kg

FEATURES:

- Super cardioid dynamic microphone
- Steel mesh grill
- For professional vocal use

PDM-Pack

D1344 3 Pack with Dynamic Vocal Microphones

DAP

Specifications:		Freq. Resp. Min.:	80 Hz
		Freq. Resp. Max.:	12000 Hz
		Phantom Pwr.:	No
Mic. Output Conn.:	3-pin XLR	Height (mm):	54 mm
Mic. Ω :	500 Ω	Width (mm):	54 mm
Mic. Type:	Dynamic	Length (mm):	180 mm
Mic. Sensitivity:	2.2 mV	Weight:	0.25 kg
Polar Pattern:	Super Cardioid		
Max. SPL.:	130 dB		

FEATURES:

- 3-in-1 Value pack
- Dynamic all-round microphones
- Hard case carrying box
- Including clips & adapters



CM-50

D1322 Back Electret Condenser Vocal/Instrument Microphone

DAP

Specifications:		Freq. Resp. Min.:	50 Hz
		Freq. Resp. Max.:	16 Hz
		Phantom Pwr.:	9 V / 12 V / 18 V / 24 V / 48 V
Mic. Output Conn.:	3-pin XLR	Height (mm):	48 mm
Mic. Ω :	200 Ω	Width (mm):	48 mm
Mic. Type:	Condenser	Length (mm):	175 mm
Mic. Sensitivity:	4.5 mV	Weight:	0.26 kg
Polar Pattern:	Super Cardioid		
Max. SPL.:	140 dB		

FEATURES:

- Super cardioid back electret condenser microphone
- Steel mesh grill with pop filter
- For professional vocal use
- Maximum SPL 140 dB



VM-60

D1381 Dynamic 1960s Vintage Microphone

DAP

Specifications:		Freq. Resp. Min.:	40 Hz
		Freq. Resp. Max.:	18000 Hz
		Phantom Pwr.:	No
Mic. Output Conn.:	3-pin XLR	Height (mm):	190 mm
Mic. Ω :	300 Ω	Width (mm):	75 mm
Mic. Type:	Dynamic moving coil	Length (mm):	75 mm
Mic. Sensitivity:	2.1 mV	Weight:	1 kg
Polar Pattern:	Cardioid		
Max. SPL.:	137 dB		

FEATURES:

- 1960s sound character





CM-67

D1366 FET Condenser Studio Microphone

DAP

Specifications:		Freq. Resp. Min.:	30 Hz
Mic. Output Conn.:	3-pin XLR	Freq. Resp. Max.:	20000 Hz
Mic. Ω :	200 Ω	Phantom Pwr.:	48 V
Mic. Type:	Condenser	Length (mm):	151 mm
Mic. Sensitivity:	14 mV	Height (mm):	50 mm
Polar Pattern:	Cardioid	Width (mm):	50 mm
Max. SPL.:	128 dB	\emptyset :	50 mm
		Weight:	390 kg

FEATURES:

- Large-diaphragm condenser microphone
- 30–20000 Hz
- Maximum SPL 128 dB
- Cardioid pickup pattern
- Low cut filter



CM-87

D1365 FET Condenser Studio Microphone

DAP

Specifications:		Freq. Resp. Min.:	20 Hz
Mic. Output Conn.:	3-pin XLR	Freq. Resp. Max.:	20000 Hz
Mic. Ω :	200 Ω	Phantom Pwr.:	48 V
Mic. Type:	Condenser	Attenuation:	-10dB
Mic. Sensitivity:	8 mV	Length (mm):	167 mm
Polar Pattern:	Cardioid / Figure-of-8 / Omni	Height (mm):	50 mm
Max. SPL.:	140 dB	Width (mm):	50 mm
		\emptyset :	50 mm
		Weight:	0.47 kg

FEATURES:

- Large-diaphragm condenser microphone
- 20–20000 Hz
- Maximum SPL 140 dB
- Switchable polar pattern (Cardioid, Figure-of-8, Omni)
- Low cut filter
- -10 dB pad



URM-1

D1601 USB Condenser Studio Microphone

DAP

Specifications:		Freq. Resp. Max.:	18000 Hz
THD Level:	< 1.0 %	Phantom Pwr.:	No
Signal-to-noise Ratio:	> 68 dB	Data Conn. In.:	USB
Mic. Type:	Condenser	Length (mm):	185 mm
Polar Pattern:	Cardioid	Height (mm):	45 mm
Max. SPL.:	140 dB	Width (mm):	45 mm
Freq. Resp. Min.:	30 Hz	\emptyset :	45 mm
		Weight:	0.384 kg

FEATURES:

- Plug and play
- Works with PC and MAC
- High quality AD converter
- For vocal recordings
- Shock mount & USB-Cable included

PL-07

D1301 Dynamic Instrument Microphone

DAP

Specifications:		Freq. Resp. Min.:	40 Hz
		Freq. Resp. Max.:	16500 Hz
Mic. Output Conn.:	3-pin XLR	Phantom Pwr.:	No
Mic. Ω :	600 Ω	Height (mm):	32 mm
Mic. Type:	Dynamic moving coil	Width (mm):	32 mm
Mic. Sensitivity:	1.7 mV	Length (mm):	157 mm
Polar Pattern:	Cardioid	Weight:	0.245 kg
Max. SPL.:	137 dB		

FEATURES:

- Omnidirectional dynamic microphone
- Suitable for studio and live applications
- For Saxophone, Harmonica, Snare, Tom, Conga and Guitar-Bass Amp
- Including 6 m XLR cable



PL-07B

D1302 Dynamic Instrument Microphone

DAP

Specifications:		Freq. Resp. Min.:	50 Hz
		Freq. Resp. Max.:	16000 Hz
Mic. Output Conn.:	3-pin XLR	Phantom Pwr.:	No
Mic. Ω :	600 Ω	Height (mm):	42 mm
Mic. Type:	Dynamic moving coil	Width (mm):	42 mm
Mic. Sensitivity:	2.6 mV	Length (mm):	160 mm
Polar Pattern:	Cardioid	Weight:	0.271 kg
Max. SPL.:	137 dB		

FEATURES:

- Cardioid Dynamic Microphone
- Suitable for instruments and vocals
- Including 6 m XLR cable and leather pouch



DM-20

D1332 Dynamic Instrument Microphone

DAP

Specifications:		Freq. Resp. Min.:	20 Hz
		Freq. Resp. Max.:	12500 Hz
Mic. Output Conn.:	3-pin XLR	Phantom Pwr.:	No
Mic. Ω :	500 Ω	Height (mm):	43 mm
Mic. Type:	Dynamic moving coil	Width (mm):	43 mm
Mic. Sensitivity:	2.2 mV	Length (mm):	117 mm
Polar Pattern:	Super Cardioid	Weight:	0.212 kg
Max. SPL.:	134 dB		

FEATURES:

- Specially designed for kick drum and LF instruments
- Integrated stand mount
- Dynamic moving coil
- Super cardioid pick-up pattern
- Aluminium housing





DM-45

D1353 Dynamic Instrument Microphone

DAP

Specifications:		Freq. Resp. Min.:	50 Hz
Mic. Output Conn.:	3-pin XLR	Freq. Resp. Max.:	18000 Hz
Mic. Ω :	200 Ω	Phantom Pwr.:	No
Mic. Type:	Dynamic	Height (mm):	42 mm
Mic. Sensitivity:	2 mV	Width (mm):	42 mm
Polar Pattern:	Super Cardioid	Length (mm):	144 mm
Max. SPL.:	135 dB	Weight:	0.2 kg

FEATURES:

- Drum clamp & anti shock mount included



DM-35

D1356 Dynamic Guitar Amp Microphone

DAP

Specifications:		Freq. Resp. Min.:	80 Hz
Mic. Output Conn.:	3-pin XLR	Freq. Resp. Max.:	18000 Hz
Mic. Ω :	200 Ω	Phantom Pwr.:	No
Mic. Type:	Dynamic	Low Filter:	No
Mic. Sensitivity:	1.8 mV	Height (mm):	46 mm
Polar Pattern:	Super Cardioid	Width (mm):	54 mm
Max. SPL.:	150 dB	Length (mm):	136 mm
		Weight:	0.17 kg

FEATURES:

- High SPL
- Designed for close amp recording



DM-55

D1357 Dynamic Kick Drum Microphone

DAP

Specifications:		Freq. Resp. Min.:	30 Hz
Mic. Output Connection:	3-pin XLR	Freq. Resp. Max.:	10000 Hz
Mic. Ω :	200 Ω	Phantom Pwr.:	No
Mic. Type:	Dynamic	Height (mm):	58 mm
Mic. Sensitivity:	0.9 mV	Width (mm):	58 mm
Polar Pattern:	Super Cardioid	Length (mm):	140 mm
Max. SPL.:	148 dB	Weight:	0.36 kg

FEATURES:

- Combine with CM-95 for an excellent kick drum sound
- Dynamic microphone
- 148 dB max SPL
- High gain before feedback
- Built-in mic clamp

CM-95

D1355 Condenser Boundary Kick Drum Microphone

DAP

Specifications:		Freq. Resp. Max.:	18000 Hz
Mic. Output Conn.:	3-pin XLR	Phantom Pwr.:	12 V / 48 V
Mic. Ω :	600 Ω	Low Filter:	No
Mic. Type:	Back-electret Condenser	Equiv. Noise SPL.:	24 dB
Signal-to-noise Ratio:	> 70 dB	Dyn. Range:	125 dB
Mic. Sensitivity:	1 mV	Height (mm):	85 mm
Polar Pattern:	Cardioid	Width (mm):	85 mm
Max. SPL.:	149 dB	Length (mm):	20.5 mm
Freq. Resp. Min.:	30 Hz	Weight:	0.27 kg

FEATURES:

- Combine with DM-55 for an excellent kick drum sound
- 149 dB max SPL
- Frequency response maximized for kickdrum
- Wide dynamic range



CM-1

D1360 Condenser Small Diagram Microphone

DAP

Specifications:		Freq. Resp. Min.:	30 Hz
Mic. Output Conn.:	3-pin XLR	Freq. Resp. Max.:	22000 Hz
Mic. Ω :	200 Ω	Phantom Pwr.:	48 V
Mic. Type:	Condenser	Low Filter:	No
Mic. Sensitivity:	10 mV	Height (mm):	25.4 mm
Polar Pattern:	Omni or Cardioid	Width (mm):	25.4 mm
Max. SPL.:	132 dB	Length (mm):	133 mm
		Weight:	0.2 kg

FEATURES:

- Cardioid & omni element included
- 132 dB max SPL
- Condenser microphone
- Excellent dynamics



CM-10

D1334 Back Electret Condenser Instrument Microphone

DAP

Specifications:		Freq. Resp. Min.:	50 Hz
Mic. Output Connection:	3-pin XLR	Freq. Resp. Max.:	16000 Hz
Mic. Ω :	200 Ω	Phantom Pwr.:	9 V / 12 V / 48 V
Mic. Type:	Back-electret Condenser	Height (mm):	29 mm
Mic. Sensitivity:	7 mV	Width (mm):	29 mm
Polar Pattern:	Super Cardioid	Length (mm):	165 mm
Max. SPL.:	137 dB	Weight:	0.18 kg

FEATURES:

- Designed for acoustic instruments and vocals
- Max. SPL 137 dB
- Back electret condenser
- Super cardioid pick-up pattern
- Aluminium housing





CM-45

D1354 Condenser Overhead Microphone

DAP

Specifications:		Freq. Resp. Max.:	20 Hz
Mic. Output Conn.:	3-pin XLR	Phantom Pwr.:	12 V / 48 V
Mic. Ω :	200 Ω	Low Filter:	Yes
Mic. Type:	Back-electret Condenser	Equiv. Noise SPL.:	25 dB
Signal-to-noise Ratio:	> 69 dB	Dyn. Range:	115 dB
Mic. Sensitivity:	7.1 mV	Attenuation:	-10dB
Polar Pattern:	Cardioid	Height (mm):	20 mm
Max. SPL.:	140 dB	Width (mm):	20 mm
Freq. Resp. Min.:	40 Hz	Length (mm):	155 mm
		Weight:	0.3 kg

FEATURES:

- -10 dB Pad switch
- Low cut filter
- Including D8946 microphone clamp



DCLM-60

D1421 Condenser Instrument Clip-On Microphone

DAP

Specifications:		Max. SPL.:	130 dB
Mic. Output Conn.:	3-pin XLR	Freq. Resp. Min.:	50 Hz
Mic. Ω :	220 Ω	Freq. Resp. Max.:	18000 Hz
Mic. Type:	Back-electret Condenser	Phantom Pwr.:	48 V
Mic. Sensitivity:	3.9 mV	Length (mm):	72 mm
Polar Pattern:	Super Cardioid	Weight:	0.095 kg

FEATURES:

- Ext. freq. response and wide dynamic range for natural sound delivery
- Flexible gooseneck and adj. axis ensure a precise mic positioning
- Clamp with soft grip to secure a microphone
- Mounting without damaging the instrument
- Cardioid pattern prevents interception of nearby instruments



ECLM-70

D1418 Condenser Instrument Clip-On Microphone

DAP

Specifications:		Max. SPL.:	130 dB
Mic. Output Conn.:	4pole Mini XLR	Freq. Resp. Min.:	50 Hz
Mic. Ω :	220 Ω	Freq. Resp. Max.:	18000 Hz
Mic. Type:	Back-electret Condenser	Phantom Pwr.:	5 V
Mic. Sensitivity:	3.9 mV	Length (mm):	125 mm
Polar Pattern:	Cardioid	Weight:	0.071 kg

FEATURES:

- Ext. freq. response and wide dynamic range for natural sound delivery
- Flexible gooseneck and adj. axis ensure a precise mic positioning
- Clamp with soft grip to secure a microphone
- Mounting without damaging the instrument
- Windscreen to prevent pop noise effectively
- Mini-XLR-connector for use with the belt-packs from the eclipse range

HM-30

D1380 Dynamic Blues-harp/Harmonica Microphone

DAP

Specifications:

Mic. Output Conn.:	3-pin XLR	Freq. Resp. Min.:	40 Hz
Mic. Ω :	220 Ω	Freq. Resp. Max.:	16000 Hz
Mic. Type:	Dynamic moving coil	Phantom Pwr.:	No
Mic. Sensitivity:	1.2 mV	Height (mm):	90 mm
Polar Pattern:	Cardioid	Width (mm):	77 mm
Max. SPL.:	140 dB	Length (mm):	68 mm
		Weight:	0.267 kg



FEATURES:

- Designed for Richter-tuned harmonica (blues harp)
- Max. SPL 140 dB
- Dynamic moving coil
- Cardioid pick-up pattern
- Aluminium housing

DK-5

D1331 5Pcs Instrument Microphone Kit

DAP

Specifications:

Contents:
1 x DM-20 (Base),
2 x DM-25 (Tom & Snare)
2 x CM-10 (Overhead & Hi-Hat)

FEATURES:

- Drumkit microphone set
- 1 x DAP DM-20 (kick)
- 2 x DAP DM-25 (tom & snare)
- 2 x DAP CM-10 (overhead & hi-hat)
- Including microphone clamps
- Plastic case



DK-7

D1330 7Pcs Instrument Microphone Kit

DAP

Specifications:

Contents:
• 4 x DM-25 (Tom & Snare)
• 1 x DM-20 (Base)
• 2 x CM-10 (Overhead & Hi-Hat)

Dimensions: 365 x 290 x 85 mm (LxWxH)
Weight: 2,3 kg

FEATURES:

- Drumkit microphone set
- 1 x DAP DM-20 (kick)
- 4 x DAP DM-25 (tom & snare)
- 2 x DAP CM-10 (overhead & hi-hat)
- Including microphone clamps
- Plastic case



Wireless Microphone Accessories

Microphones



EDGE ED-1

D1485 Antenna Distributor

DAP

Specifications:

RF Ant. In.:	2
RF Ant. In. Conn.:	BNC
RF Ant. Out.:	10
RF Ant. Out. Conn.:	BNC
WL Audio Freq. Start:	470 MHz
WL Audio Freq. End:	980 MHz

Pwr. Supp.:	240 VAC 50-60 Hz
Out. Volt.:	12 VDC
Pwr. Conn. In.:	Low Voltage DC plug
Height (mm):	44.5 mm
Width (mm):	215 mm
Length (mm):	151 mm
Weight:	1.02 kg

FEATURES:

- DC-power and antenna signal distribution
- Cascade function for connecting extra distributors



EDGE EUA-1

D1486 Set of 2 Unidirectional Antennas

DAP

Specifications:

RF Ant. Out.:	1
RF Ant. Out. Conn.:	BNC
WL Audio Freq. Start:	470 MHz
WL Audio Freq. End:	980 MHz

Polar Pattern:	Super Cardioid
Height (mm):	26 mm
Width (mm):	270 mm
Length (mm):	305 mm
Weight:	0.6 kg

FEATURES:

- Powered by antenna distributor or EDGE-receiver
- Microphone stand mount adapter
- Unidirectional pick-up pattern



EH-1

D1416 Condenser Headset Microphone

DAP

Specifications:

Mic. Output Conn.:	4pole Mini XLR
Mic. Output Ω :	220 Ω
Mic. Type:	Back-electret Condenser
Mic. Sensitivity:	3.9 mV
Polar Pattern:	Super Cardioid
Max. SPL.:	125 dB

Freq. Resp. Min.:	100 Hz
Freq. Resp. Max.:	18000 Hz
Phantom Pwr.:	5 V
Height (mm):	60 mm
Width (mm):	130 mm
Length (mm):	150 mm
\emptyset :	12 mm
Weight:	0.056 kg

FEATURES:

- Uni-direction for high-quality voice pick-up
- Excellent gain-before-feedback and noise isolation
- Lightweight and hands free design provide great freedom
- Ergonomic design ensures comfortable wearing

Procell AA PROCELL

98043 LR6, MN1500, 1.5 V



Procell AAA PROCELL

98044 LR03, MN2400, 1.5 V



Procell 9 V PROCELL

98045 6LF22, MN1604, 9 V



EHM-AS1 DAP

D1490 Adapter Ring



EH-5

D1440 Condenser Headset Microphone

DAP

Specifications:		Max. SPL.:	127 dB
		Phantom Pwr.:	5 V
Mic. Output Conn.:	4pole Mini XLR	Height (mm):	12 mm
Mic. Output Ω :	220 Ω	Width (mm):	140 mm
Mic. Type:	Back-electret Condenser	Length (mm):	205 mm
Mic. Sensitivity:	1.9 mV	\emptyset :	12 mm
Polar Pattern:	Cardioid	Weight:	0.056 kg



FEATURES:

- Back-electret Condenser microphone
- Cardioid
- 4-pin Mini XLR
- 5 V phantom power
- Windscreen included

EH-3

D1426 Condenser Headset Microphone

DAP

Specifications:		Freq. Resp. Min.:	20 Hz
		Freq. Resp. Max.:	20000 Hz
		Phantom Pwr.:	5 V
Mic. Output Conn.:	4pole Mini XLR	Height (mm):	125 mm
Mic. Output Ω :	2000 Ω	Width (mm):	33 mm
Mic. Type:	Back-electret Condenser	Length (mm):	205 mm
Polar Pattern:	Omni Directional	Weight:	0.022 kg
Max. SPL.:	140 dB		



FEATURES:

- Back electret condenser microphone
- Skin colour
- Compact (nearly visible)
- Removable extension cable
- Suitable for Eclipse series beltpacks (4-pin mini XLR)
- Fit for theatre and TV applications

EH-4

D1433 Condenser Headset Microphone with Detachable Cable

DAP

Specifications:		Freq. Resp. Min.:	60 Hz
		Freq. Resp. Max.:	15000 Hz
		Phantom Pwr.:	5 V
Mic. Output Conn.:	4pole Mini XLR	Height (mm):	60 mm
Mic. Output Ω :	2200 Ω	Width (mm):	155 mm
Mic. Type:	Back-electret Condenser	Length (mm):	100 mm
Mic. Sensitivity:	1 mV	\emptyset :	5 mm
Polar Pattern:	Omni Directional	Weight:	0.033 kg
Max. SPL.:	130 dB		



FEATURES:

- Comfortable fit and lightweight
- Smooth frequency response
- High quality steel adjustable head band assures durability
- Mini gooseneck for best mic position

Spare Cable for EH-3

DAP

D1427



Spare Cable for EH-4

DAP

D1434



Wireless Microphone Accessories

Microphones



EL-1

D1415 Condenser Lavalier Microphone

DAP

Specifications:		Freq. Resp. Max.:	18000 Hz
Mic. Output Conn.:	4pole Mini XLR	Phantom Pwr.:	5 V
Mic. Type:	Back-electret Condenser	Height (mm):	12 mm
Mic. Sensitivity:	3.9 mV	Width (mm):	12 mm
Polar Pattern:	Super Cardioid	Length (mm):	17 mm
Max. SPL.:	125 dB	Ø:	12 mm
Freq. Resp. Min.:	100 Hz	Weight:	0.024 kg

FEATURES:

- Uni-direction for high-quality voice pick-up
- Wide dynamic range and frequency response for high quality sound
- Small size for minimum visibility
- Together with clothing clip for easy attaching to a tie, lapel, dress et cetera



EL-2


D1419 Condenser Lavalier Microphone (Eclipse Range)

DAP

Specifications:		Freq. Resp. Min.:	60 Hz
Mic. Output Conn.:	4pole Mini XLR	Freq. Resp. Max.:	15000 Hz
Mic. Output Ω:	2200 Ω	Phantom Pwr.:	5 V
Mic. Type:	Back-electret Condenser	Height (mm):	5 mm
Mic. Sensitivity:	1 mV	Width (mm):	5 mm
Polar Pattern:	Omnidirectional	Length (mm):	9 mm
Max. SPL.:	130 dB	Ø:	5 mm
		Weight:	0.05 kg

FEATURES:

- Omnidirectional condenser microphone
- Suitable for voice pick-up
- High quality sound
- Including bag, clothing clip and windscreen



Antenna Distributor

D1444 For Eclipse Range

DAP

Specifications:		Pwr. Supp.:	100-240 VAC 50-60 Hz
RF Ant. In.:	2	Out. Volt.:	15 VDC
RF Ant. In. Conn.:	BNC	Pwr. Conn. In.:	IEC C13 female
RF Ant. Out.:	8	Pwr. Conn. Out.:	Low Voltage DC Socket
RF Ant. Out. Conn.:	BNC	Height (mm):	45 mm
WL Audio Freq. Start:	470 MHz	Width (mm):	480 mm
WL Audio Freq. End:	870 MHz	Length (mm):	250 mm
		Weight:	2.15 kg

FEATURES:

- 2 antenna inputs / 8 antenna outputs
- 1U
- Suitable for eclipse range

Antenna Booster

DAP

D1425 For Eclipse Range

RF Ant. In.: 1
RF Ant. In. Conn.: BNC
WL Audio Freq. Start: 470 MHz
WL Audio Freq. End: 870 MHz
Height (mm): 105 mm
Width (mm): 40 mm
Length (mm): 315 mm
Weight: 0.198 kg



Separate Antenna for Booster/Splitter

DAP

D1448

RF Ant. Out. Conn.: BNC
WL Audio Freq. Start: 580 MHz
WL Audio Freq. End: 640 MHz
Height (mm): 10 mm
Width (mm): 10 mm
Length (mm): 246 mm
Weight: 0.027 kg



Aerobic Arm Bag

SHOWGEAR

D1428

Height (mm): 105 mm
Width (mm): 75 mm
Length (mm): 30 mm



Aerobic Belt Bag

SHOWGEAR

D1429

Height (mm): 105 mm
Width (mm): 75 mm
Length (mm): 30 mm



GC-1

DAP

D1417

Conn. 1: XLR 4P mini
Conn. 2: TRS 6.3 mm unbalanced
Height (mm): 14 mm
Width (mm): 90 mm
Length (mm): 14 mm
Weight: 0.047 kg



Rack Mount 1 x COM-42

DAP

D1466

Height (mm): 44 mm
Width (mm): 270 mm
Length (mm): 25 mm
Weight: 0.133 kg



ADA-20 Active UHF

DAP

D1446 Directional Antenna Receiver

RF Ant. Out.: 1
RF Ant. Out. Conn.: BNC
WL Audio Freq. Start: 470 MHz
WL Audio Freq. End: 870 MHz
Effective Working Angle Max.: 100 °
Phantom Pwr.: 12 V
Height (mm): 350 mm
Width (mm): 357 mm
Length (mm): 34 mm
Weight: 0.04 kg



PDA-20 Passive UHF

DAP

D1447 Directional Antenna Receiver

RF Ant. Out.: 1
RF Ant. Out. Conn.: BNC
WL Audio Freq. Start: 470 MHz
WL Audio Freq. End: 870 MHz
Effective Working Angle Max.: 100 °
Phantom Pwr.: No
Height (mm): 350 mm
Width (mm): 360 mm
Length (mm): 34 mm
Weight: 0.04 kg



PAS-2

DAP

D1445 Passive Antenna Splitter

RF Ant. In.: 1
RF Ant. In. Conn.: BNC
RF Ant. Out.: 2
RF Ant. Out. Conn.: BNC
WL Audio Freq. Start: 470 MHz
WL Audio Freq. End: 960 MHz
Height (mm): 72 mm
Width (mm): 55 mm
Length (mm): 24 mm
Weight: 0.048 kg




Microphone Accessories

Microphones

DDS-02 SHOWGEAR

D1396 Acoustic Diffuser Screen



Mic. Grill for PL-08 Series SHOWGEAR

D1312 Fits on D1303 & D1304



Mic. Grill for PL-07B & PL-06 SHOWGEAR

D1311 Fits on D1302




Nylon Pop Filter SHOWGEAR

D1750



Metal Pop Filter SHOWGEAR

D1751



DWS-66 - Mic. Wind Screen Set


D1320 6 Pcs, Black



SHOWGEAR

DWS-56 - Mic. Wind Screen Set

D1317 6 Pcs, Multi-colour




SHOWGEAR

DWT-01 Wind Screen SHOWGEAR

D1318 For Condenser Mic.


Height (mm):	160 mm
Width (mm):	30 mm
Length (mm):	30 mm
Ø:	30 mm



DWB-01 Wind Screen SHOWGEAR

D1319 Big size

Height (mm):	95 mm
Width (mm):	83 mm
Length (mm):	83 mm
Ø:	83 mm
Ø Max. Mic.:	51 mm



HP-280 Pro

D1810 Professional semi-open Studio Headphones

DAP

Specifications:

Stereo In. Conn.:

TRS balanced 3.5 mm /
TRS balanced 6.3 mm

Stereo In. Ω :

32 Ω

Peak In. Pwr.:

0.3 W

Max. SPL.:

117 dB

Driver \varnothing :

50 mm

Coupling Ear:

Circumaural

Cable Length:

2 m

Weight:

0.28 kg

FEATURES:

- Semi-open headphone
- Natural & Deep sound
- Self-adjusting head band
- Comfortable fit



HP-290 Pro

D1811 Professional closed Studio Headphones

DAP

Specifications:

Stereo In. Conn.:

TRS balanced 3.5 mm /
TRS balanced 6.3 mm

Stereo In. Ω :

32 Ω

Peak In. Pwr.:

0.3 W

Max. SPL.:

117 dB

Driver \varnothing :

50 mm

Coupling Ear:

Circumaural

Cable Length:

2 m

Weight:

0.28 kg

FEATURES:

- Closed back headphone
- Natural & Deep sound
- Self-adjusting headband
- Comfortable fit



Speaker Stands

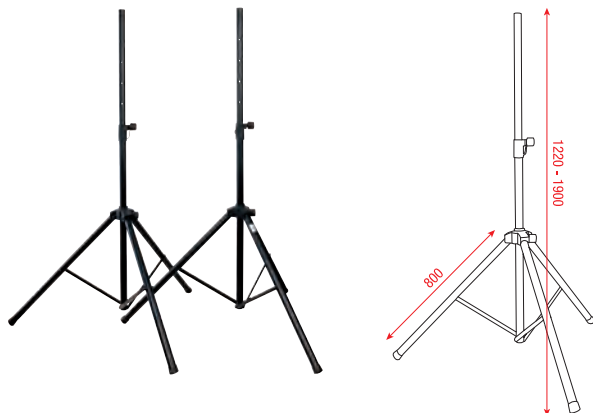
Audio Stands

Speaker Stand Set

SHOWGEAR

D8324 Incl. Carrying Bag

Max. load: 25 kg
Weight: 4,4 kg



Speaker Stand Set

SHOWGEAR

D8425 Incl. Speaker Cable & Carrying Bag



Air Pressure Speaker Stand

SHOWGEAR

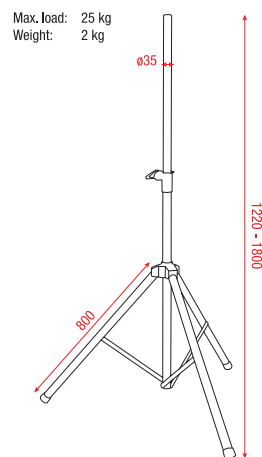
D8426 Aluminium - 1300-1900 mm - 35 mm - Max Load: 40 kg



Speaker Stand

SHOWGEAR

D8321 Aluminium - 1220-1800 mm - 35/38 mm - Max Load: 25 kg

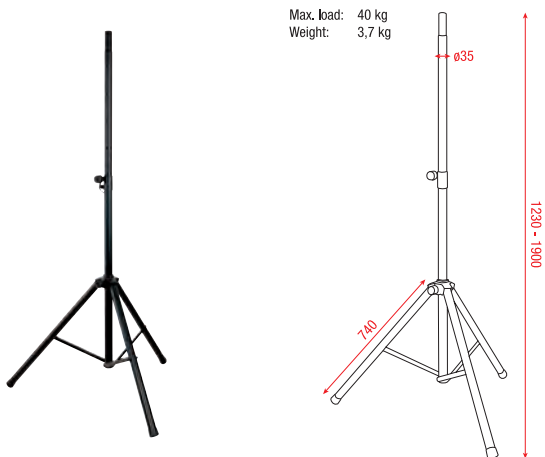


Speaker Stand Pro

SHOWGEAR

D8322 Steel - 1230-1900 mm - 38/41 mm - Max Load: 40 kg

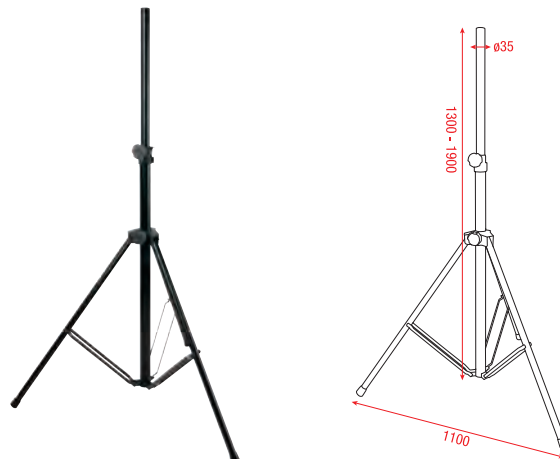
Max. load: 40 kg
Weight: 3,7 kg



Mammoth Speaker Stand

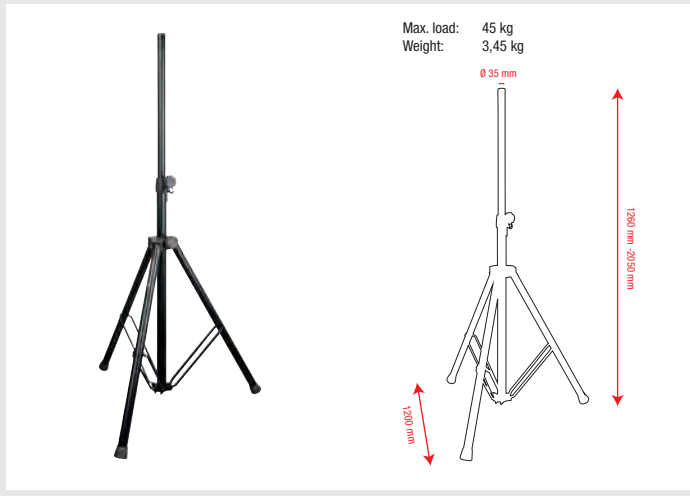
SHOWGEAR

D8600 Aluminium - 1300-1900 mm - 35 mm - Max Load: 40 kg



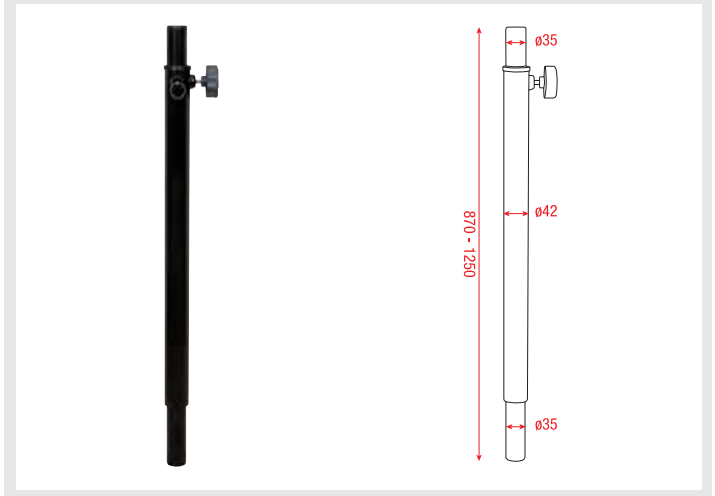
Mammoth Speaker Stand SHOWGEAR

D8601 Aluminium - 1260-2100 mm - 35 mm - Max Load: 45 kg



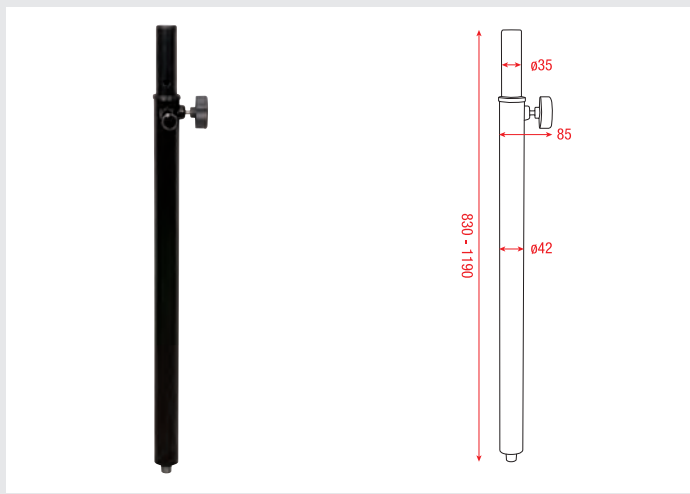
Mammoth Distance Tube SHOWGEAR

D8610 Steel - 870-1250 mm - 35 mm - Max Load: 50 kg



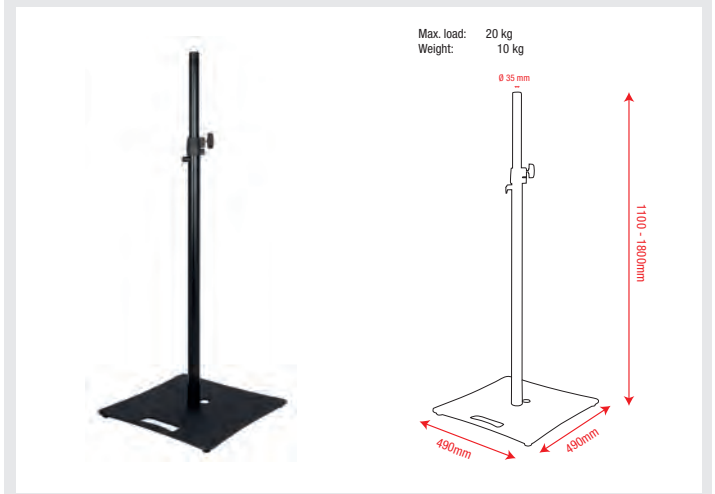
Mammoth Distance Tube SHOWGEAR

D8611 Steel - 830-1190 mm - M20 - Max Load: 50 kg



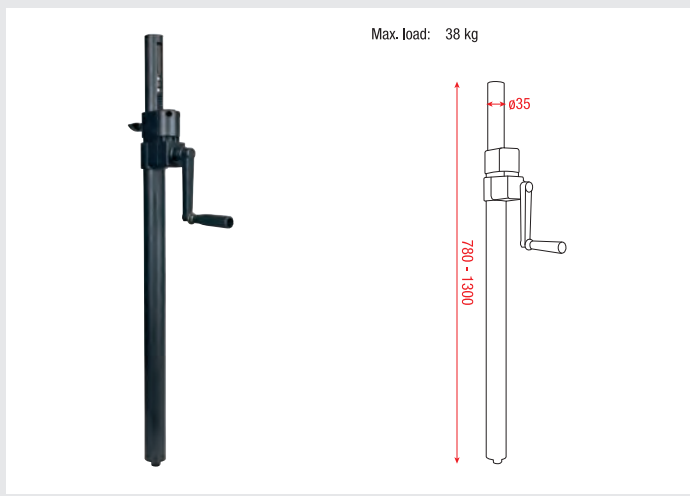
Speaker Stand with Baseplate SHOWGEAR

D8602 Metal - 1100-1800 mm - 35 mm - Max Load: 20 kg



Windup Speaker Stand SHOWGEAR

D8427 Steel - 780-1300 mm - M20 - Max Load: 38 kg



Monitor Speaker Stand SHOWGEAR

D8320 Steel - 760-1320 mm - Max Load: 15 kg



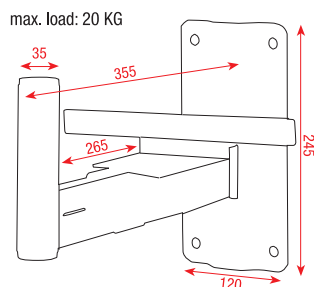
Speaker Stands

Audio Stands

Speaker Wall Bracket 35 mm

SHOWGEAR

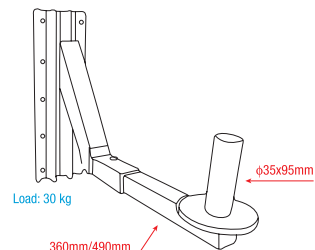
D8415 Max Load: 20 kg



Adjustable Speaker Bracket 35 mm

SHOWGEAR

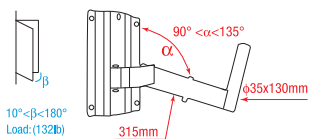
D8412 Max Load: 30 kg



Adjustable Speaker Bracket 35 mm

SHOWGEAR

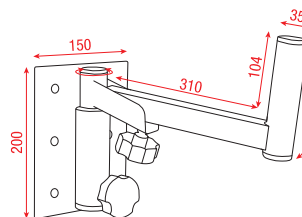
D8413 Max Load: 30 kg



Mammoth Adjustable Speaker Bracket 35 mm

SHOWGEAR

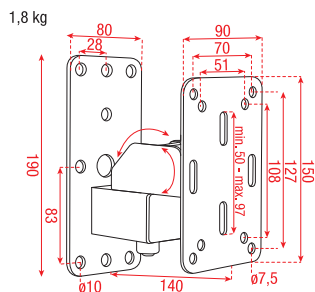
D8615 Max Load: 30 kg



Compact Speaker Wall Bracket

SHOWGEAR

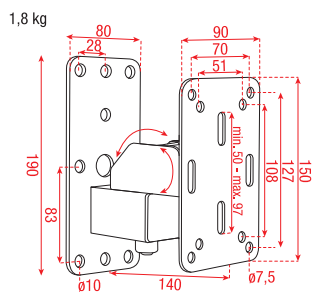
D8429 Black



Compact Speaker Wall Bracket

SHOWGEAR

D8429W White

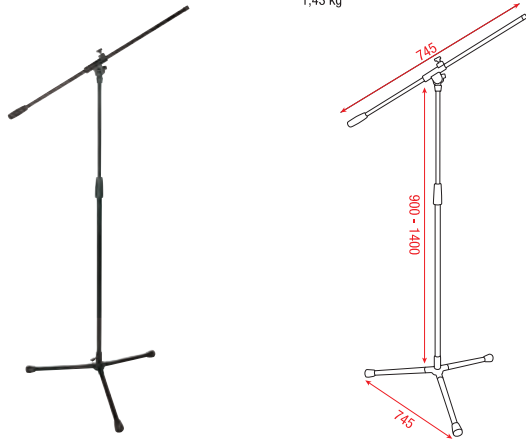


Microphone Stand - Value Line

SHOWGEAR

D8300 900-1400 mm

1,43 kg

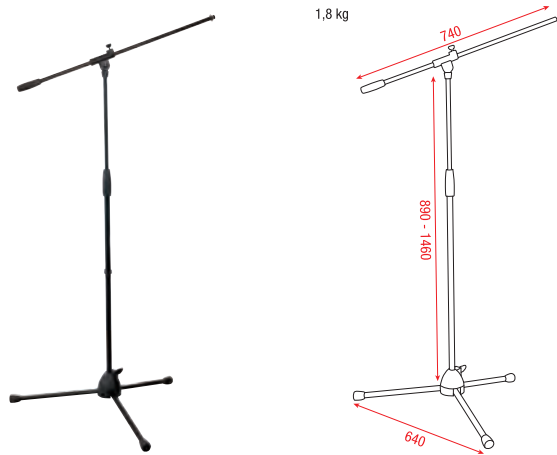


Microphone Stand - Eco

SHOWGEAR

D8301 890-1460 mm, Plastic Base Part

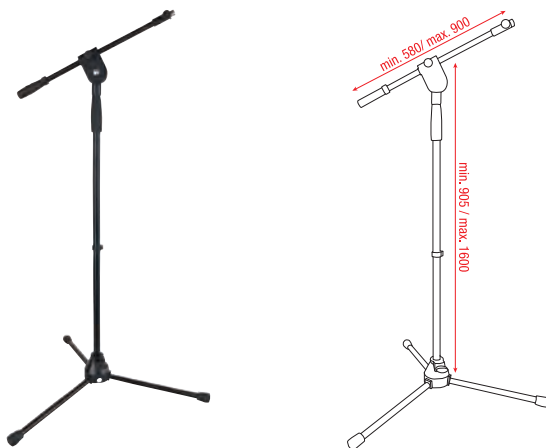
1,8 kg



Microphone Stand - Ergo 1

SHOWGEAR

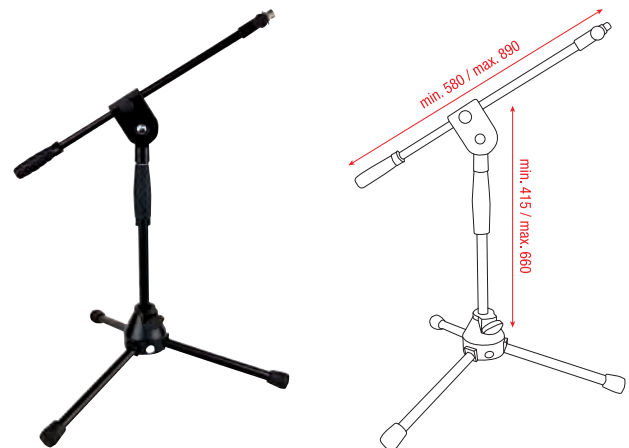
D8111B 905-1600 mm



Microphone Stand - Ergo 2

SHOWGEAR

D8112B 415-660 mm

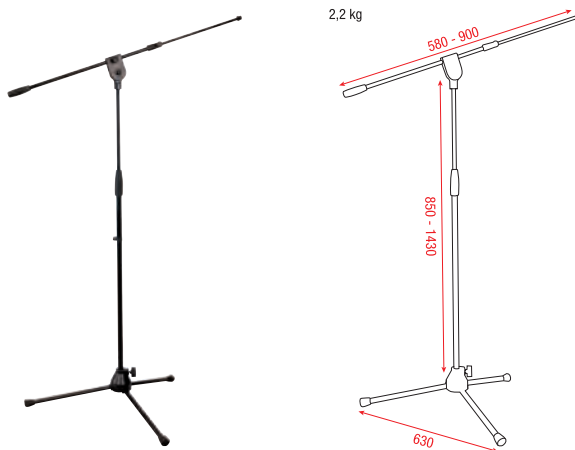


Microphone Stand - Pro

SHOWGEAR

D8304 850-1430 mm, Metal Base Part

2,2 kg

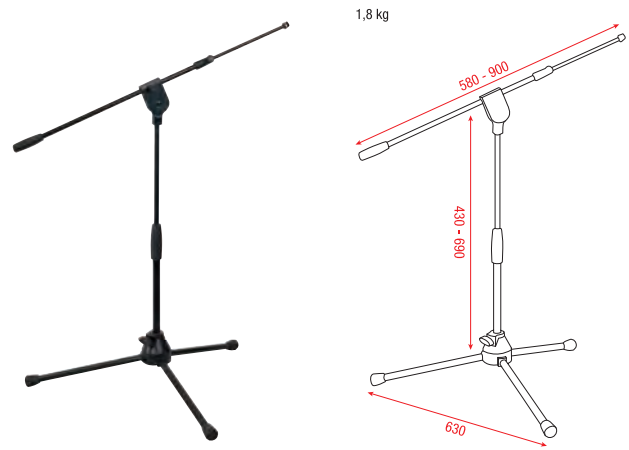


Microphone Stand - Pro

SHOWGEAR

D8305 430-690 mm

1,8 kg



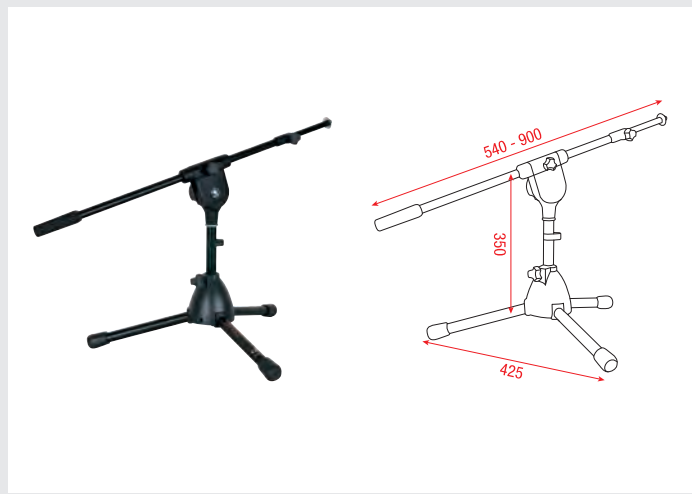
Microphone Stands

Audio Stands

Mammoth Microphone Stand - Low

SHOWGEAR

D8622 350 mm



Mammoth Microphone Stand - Medium

SHOWGEAR

D8621 535-755 mm



Mammoth Microphone Stand - High

SHOWGEAR

D8620 1000-1560 mm



Microphone Stand - Overhead

SHOWGEAR

D8307 1470-3250 mm



Microphone Stand - Quick Lock

SHOWGEAR

D8115B 1020-1670 mm



Microphone Stand

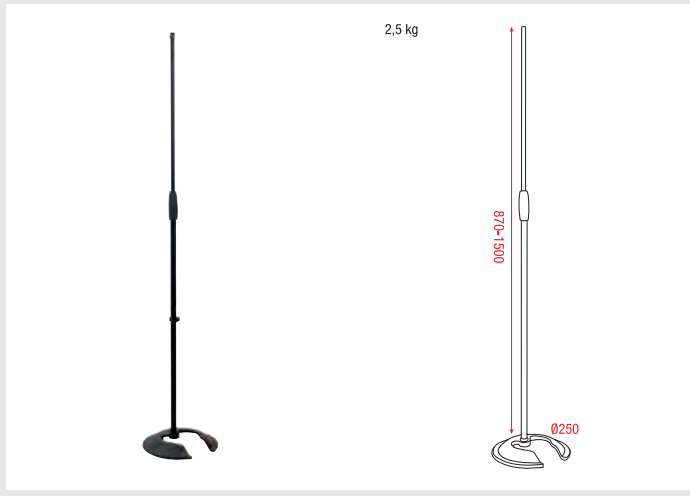
SHOWGEAR

D8105C 960-1600 mm



Microphone Pole SHOWGEAR

D8306 870-1500 mm, with Counterweight



Microphone Pole - Quick Lock SHOWGEAR

D8308 956-1520 mm, with Counterweight



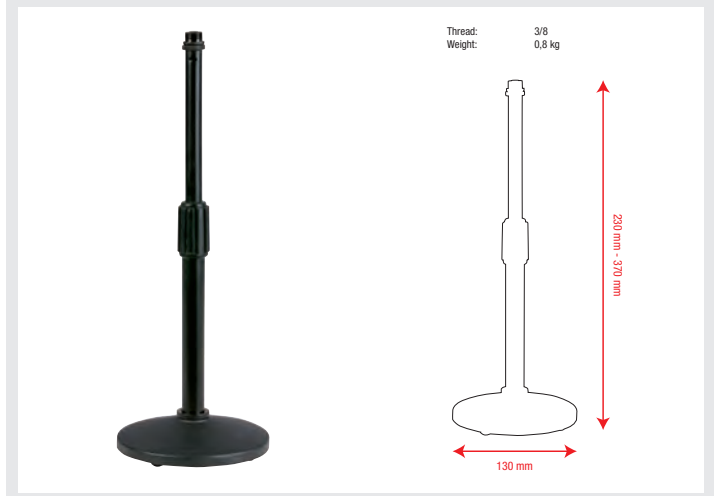
Desk Microphone Stand SHOWGEAR

D8203C 350 mm



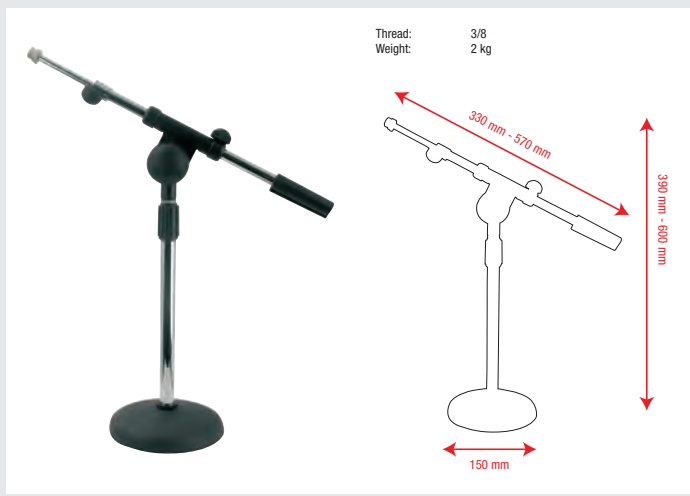
Desk Microphone Stand SHOWGEAR

D8202B 230-370 mm



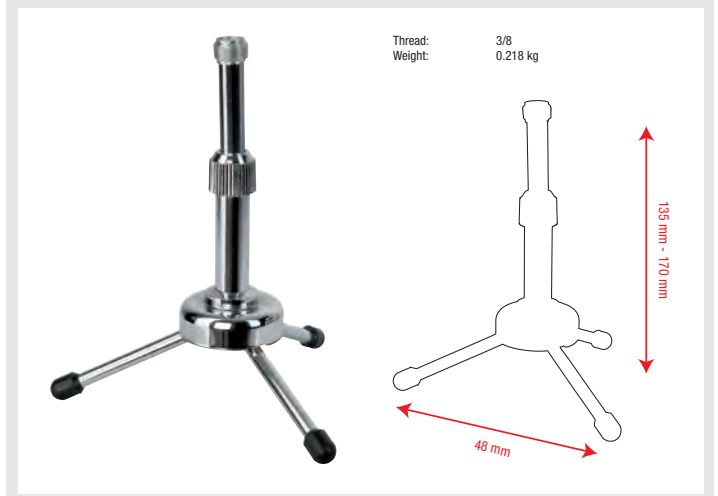
Desk Microphone Stand SHOWGEAR

D8204C 390-600 mm



Desk Microphone Stand - Mini SHOWGEAR

D8205C 135-170 mm



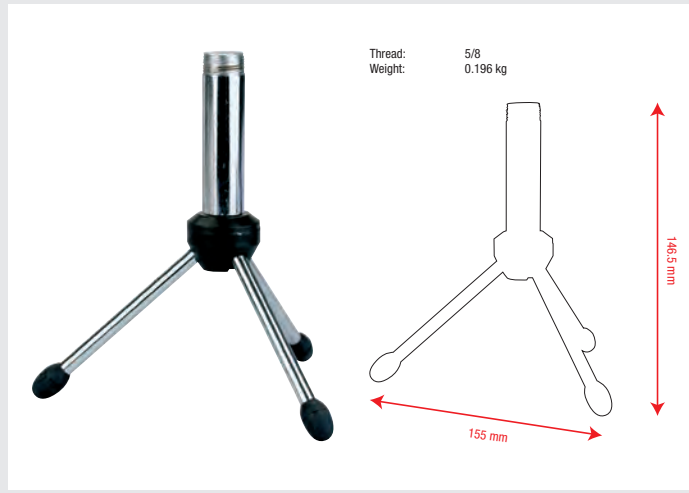
Microphone Stands

Audio Stands

Desk Microphone Stand - Mini

SHOWGEAR

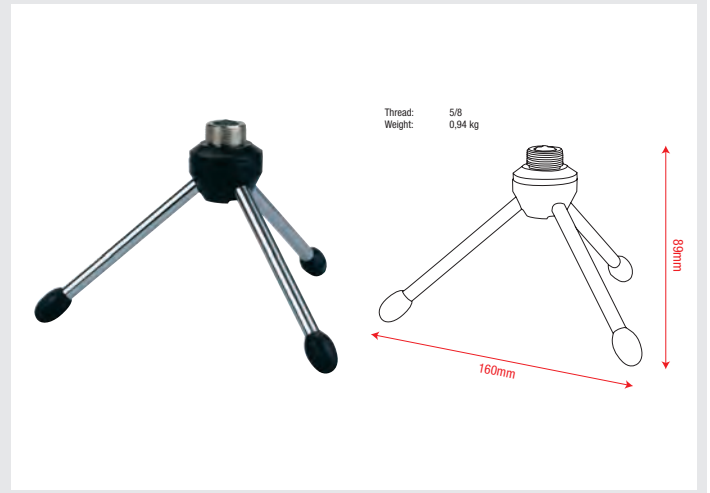
D8206C 146.5 mm



Desk Microphone Stand - Mini

SHOWGEAR

D8207C 89 mm



Broadcast Stand

SHOWGEAR

D8110 1650-2200 mm



Broadcast Stand PRO

SHOWGEAR

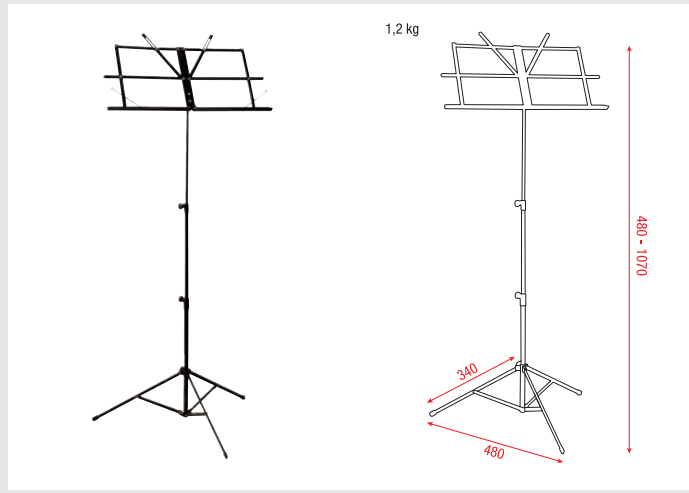
D8120 200-900 mm, incl. Neutrik Connectors



Music Stand - Eco

SHOWGEAR

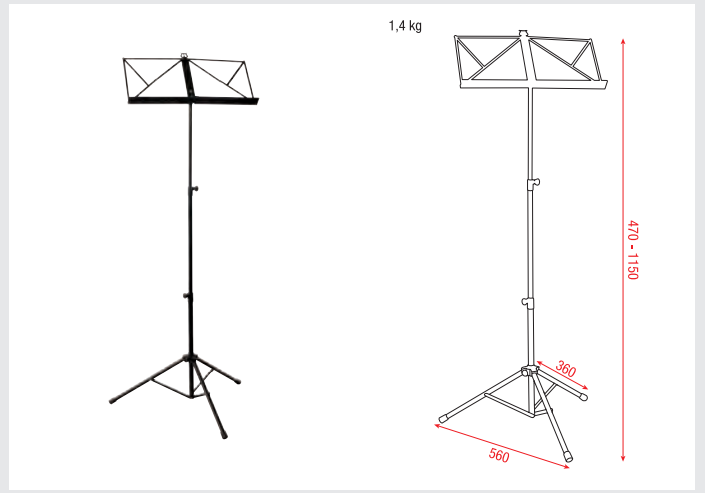
D8350 Steel - 480-1070 mm



Music Stand

SHOWGEAR

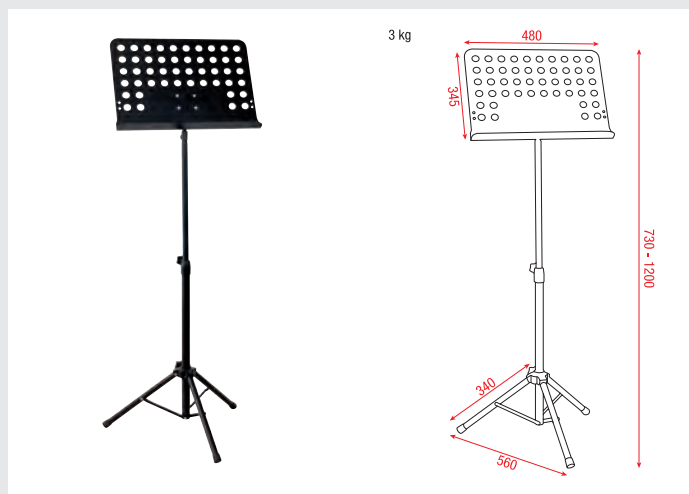
D8351 Steel - 470-1150 mm, incl. Bag



Music Stand - Pro

SHOWGEAR

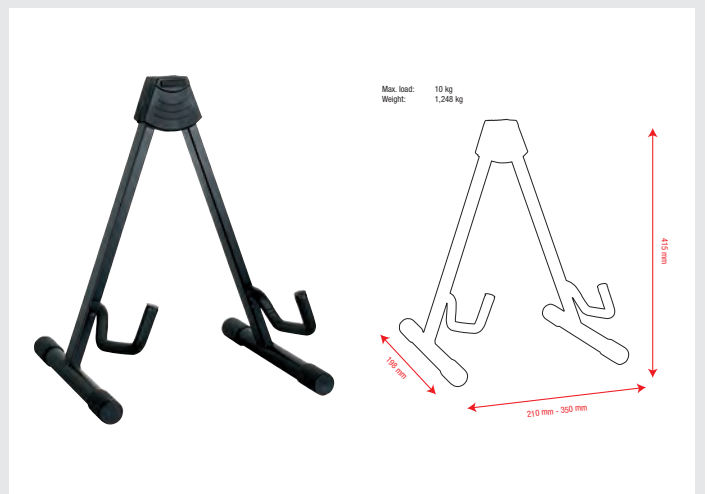
D8352 Steel - 730-1200 mm



Acoustic Guitar Stand

SHOWGEAR

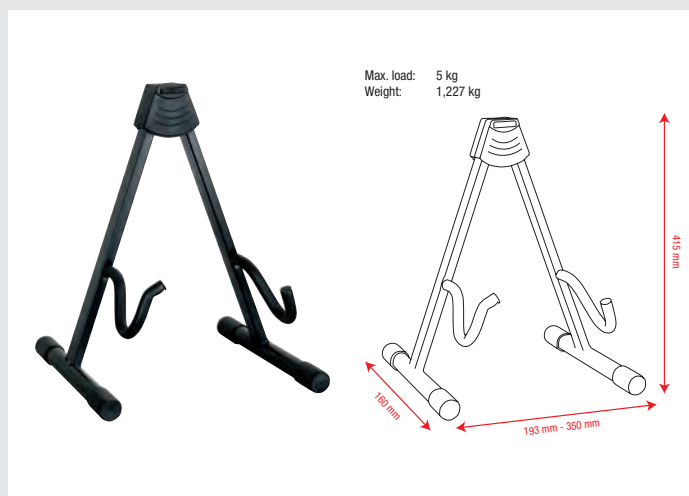
D8374 Steel



Electric Guitar Stand

SHOWGEAR

D8375 Steel



Mammoth Guitar Stand

SHOWGEAR

D8510 Metal



Miscellaneous Stands

Audio Stands

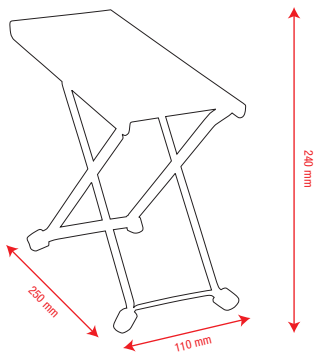
Guitar Player Foot Stand

SHOWGEAR

D8373 Steel



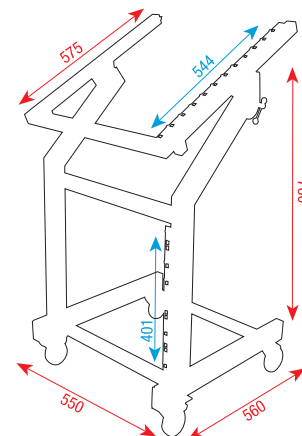
Max. load: 40 kg
Weight: 0,55 kg



19 Inch Rack Metal

SHOWGEAR

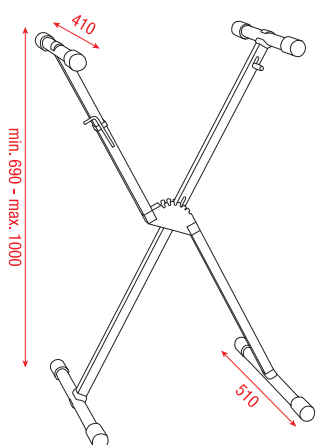
D8552 With adjustable Top Loading



Keyboard Stand

SHOWGEAR

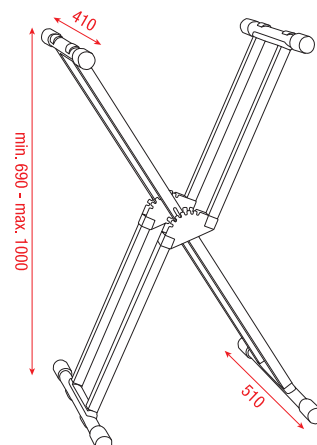
D8363 Single Frame, detachable Foot, Max Load: 25 kg



Keyboard Stand

SHOWGEAR

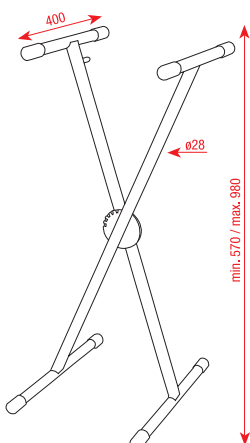
D8364 Double Frame, detachable Foot, Max Load: 35 kg



Keyboard Stand Ergo1

SHOWGEAR

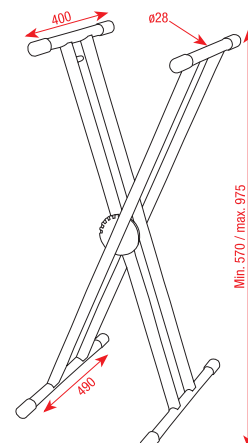
D8505 Single Frame, Max Load: 30 kg



Keyboard Stand Ergo2

SHOWGEAR

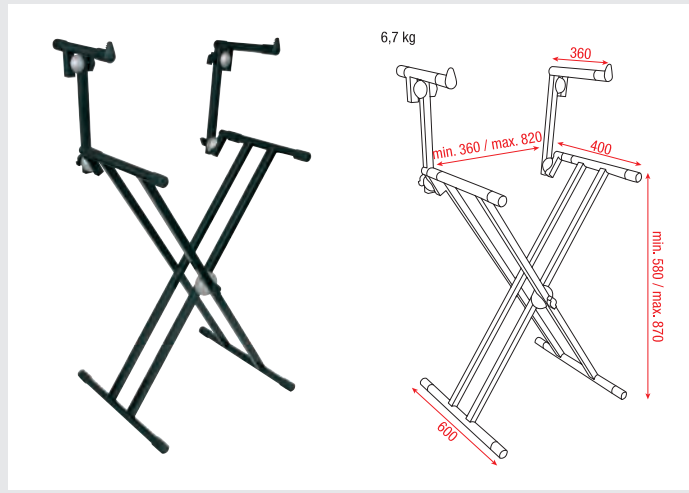
D8506 Double Frame, Max Load: 30 kg



Keyboard Stand Double Layer MKII

SHOWGEAR

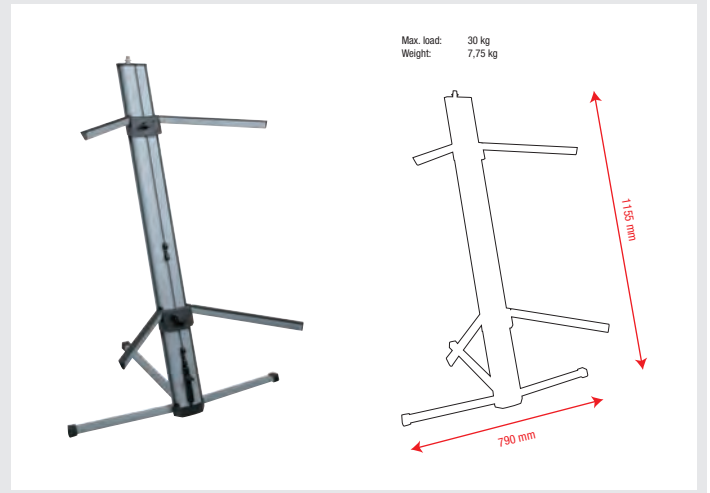
D8361 Double Frame, Max Load: 45 kg



Keyboard Stand Professional

SHOWGEAR

D8507 Max Load: 30 kg per layer



Keyboard Bench Pro

SHOWGEAR

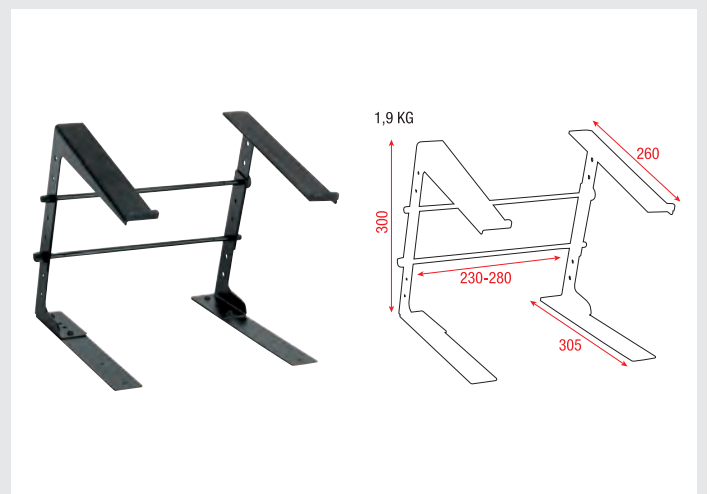
D8362 Steel - 510-700 mm



Laptop Stand

SHOWGEAR

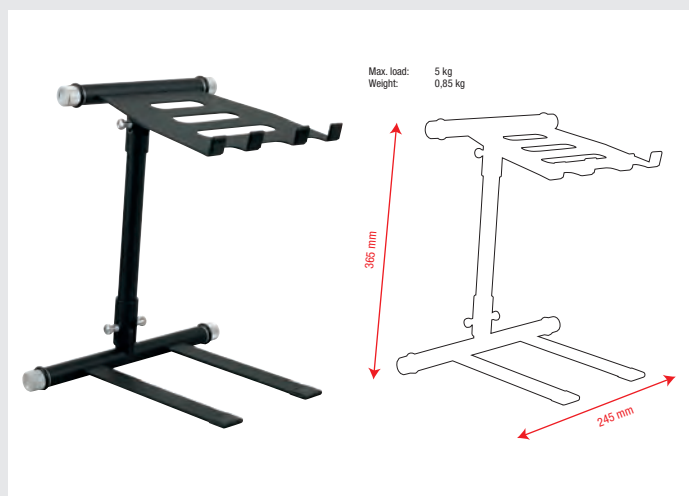
D8370 Steel



Foldable Laptop Stand

SHOWGEAR

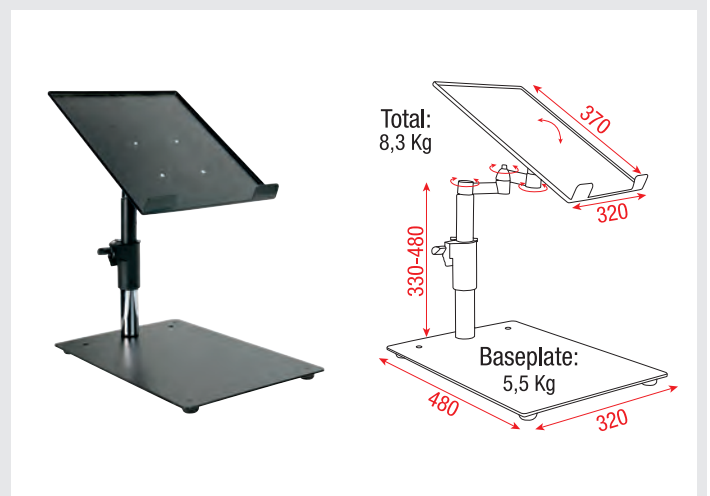
D8376 Steel



DJ Player Stand

SHOWGEAR

D8378 Steel - 330-480 mm



Miscellaneous Stands

Audio Stands

iPhone Holder for Microphone Stand

SHOWGEAR

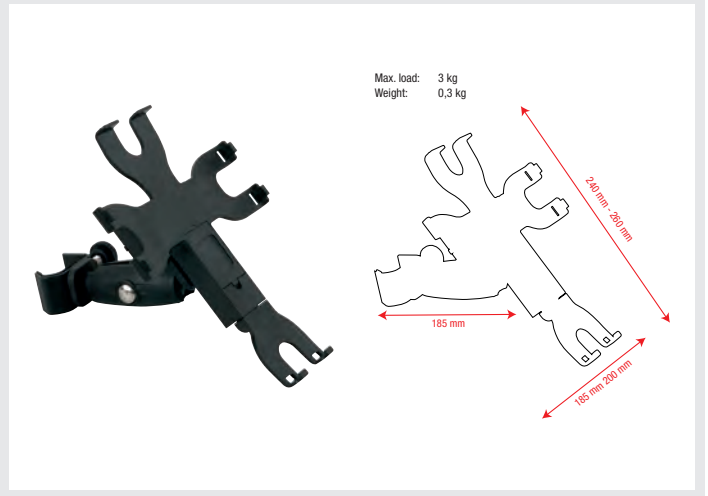
D8966 Suitable for iPhone 5, 6 (Plus), 7 (Plus)



iPad Holder For Microphone Stand

SHOWGEAR

D8965 Suitable for iPad 1, 2



iPad Mini Holder for Microphone Stand

SHOWGEAR

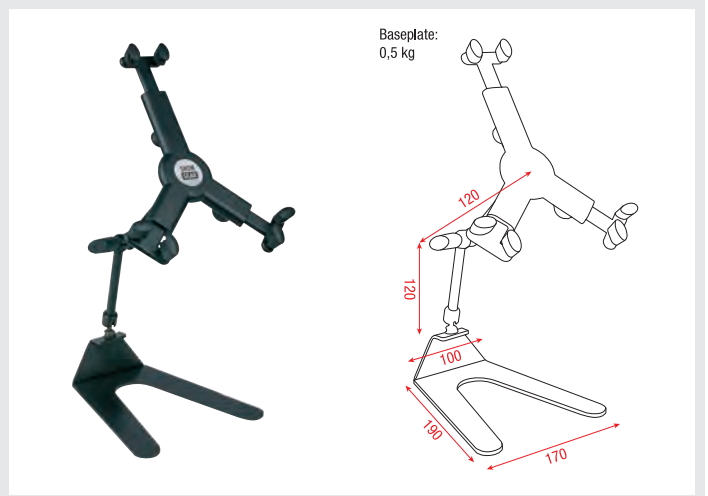
D8967 Suitable for iPad Mini



Multifunctional Tablet Stand

SHOWGEAR

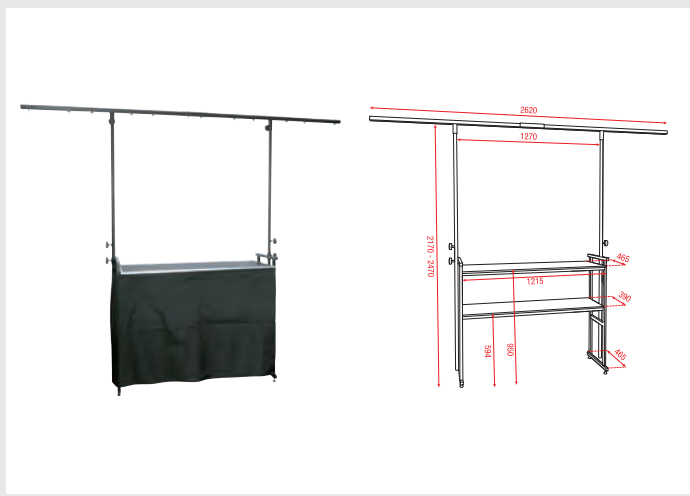
D8379 Suitable for 6-10" tablets



Mammoth DJ Stand Set

SHOWGEAR

D8660 Incl. Transport Bag



Warning Strip

SHOWGEAR


D8319 For Speaker & Light Stands



Warning Strip XL

SHOWGEAR

D8318 For Speaker & Light Stands



Accessories for Microphone Stands

Audio Stands

Microphone Holder 28 mm SHOWGEAR

D8940 5/8 Thread



Microphone Holder 22 mm SHOWGEAR

D8941 5/8 Thread



Microphone Holder 32mm SHOWGEAR

D8942 5/8 Thread



Microphone Holder 22 mm SHOWGEAR

D8943 5/8 Thread



Microphone Holder 32mm SHOWGEAR

D8944 5/8 Thread, Spring



Microphone Holder 28 mm SHOWGEAR

D8925 5/8 Thread



Microphone Holder 25 mm SHOWGEAR

D8926 5/8 Thread



Microphone Holder 45 mm SHOWGEAR

D8945 3/8 Thread, Anti-Shock



Microphone Holder 20-24 mm

D8946 3/8 Thread



SHOWGEAR

Microphone Holder 32 mm SHOWGEAR

D8923 3/8 Thread, Shock-Mount



Microphone Holder 30 mm SHOWGEAR

D8922 5/8 Thread



Microphone Holder 22 mm SHOWGEAR

D8920 5/8 Thread



Microphone Holder 44-48 mm

D1701 5/8 Thread, Anti-Shock, Black



SHOWGEAR

Microphone Holder 44-48 mm

D1702 5/8 Thread, Anti-Shock, Grey



SHOWGEAR

Microphone Holder 22-24 mm

D1703 5/8 Thread, Anti-Shock, Black



SHOWGEAR

Microphone Holder 22-24 mm

D1704 5/8 Thread, Anti-Shock, Grey



SHOWGEAR

Microphone Clamp 44 mm SHOWGEAR

D8921 5/8 Thread, Spring



Microphone Clamp 23-28 mm

D8928 3/8 Thread



SHOWGEAR

Microphone Clamp 30 mm SHOWGEAR

D8929 3/8 Thread



Drum Microphone Clamp SHOWGEAR

D8930 3/8 - 5/8 Thread



Drum Microphone Clamp SHOWGEAR

D8931 3/8 - 5/8 Thread



Screw Knob Thread Adapter SHOWGEAR

D8954 3/8 Thread



Microphone Adapter Clamp SHOWGEAR

D8963 For 1 Microphone, 5/8 Thread



Headphone Holder SHOWGEAR

D8964 For Microphone stands



Microphone T-bar SHOWGEAR

D8961 For 2 Microphones, 5/8 Thread



Microphone T-bar SHOWGEAR

D8962 For 4 Microphones, 5/8 Thread



Thread Adapter SHOWGEAR

D8951 From 5/8 Outer to 3/8 Inner



Mounting Plate for Gooseneck

D8911B Black, 60 mm



SHOWGEAR

Mounting Plate for Gooseneck

D8911C Chrome, 60 mm



SHOWGEAR

Thread Adapter SHOWGEAR

D8952 From 3/8 Outer to 5/8 Inner



Thread Adapter SHOWGEAR

D8953 From 5/8 Outer to 3/8 Inner



Acoustic Foams

Foams

ASM-01

SHOWGEAR


D1390 Acoustic black Foam, 50x50 cm, 5 cm thick



ASM-03

SHOWGEAR

D1392 Acoustic black Foam, 50x50 cm, 10 cm thick



Speaker Cover Clothing

SHOWGEAR

D6990 10m Roll, 1.4 m height, 2 mm thick





Precision lighting and dazzling effects, infusing events with energy and excitement

Lighting can make or brake a show. Using the right lights and effects engages artists and audiences, and evokes emotions and euphoria to the benefit of all.

Our entertainment lights are used at live concerts, in theme parks, TV studios, and in theatres, right up to the latest museum installations. We offer solutions for both professional and commercial use.

Static and moving lights to effects and controllers. Our entertainment lighting portfolio has it all. We build our entertainment lighting products to be robust, durable, and high in light quality. This solid approach consistently lowers the total cost of ownership and improves profits for rental companies and distributors accordingly.







Chimp 100.G2

55004 2 Universe DMX Console incl. Wireless Transmitter

INFINITY

Specifications:

Ctrl. Mode:	DMX / MIDI
DMX Ch.:	1024
Display Ext.:	Yes
Fixture Ch.:	1024
Cue Lists:	200
Memories:	5000
OSC:	Yes
Playback Buttons:	10
Playback Faders:	10
Playback Pages:	40
Art-Net:	Yes
FX Engine:	Yes
Universes:	2
Pwr. Supp.:	100-240 VAC 50-60 Hz

Pwr. Cons.:	75 W
Pwr. Conn. In.:	IEC C13 female
DMX Conn. in.:	XLR 5P
DMX Conn. out.:	XLR 5P
Data Conn. In.:	etherCON / RJ45 / USB
Data Conn. Out.:	etherCON / RJ45 / USB
Midi Conn.:	Yes
HDMI Out.:	2
Ethernet Ports:	1
Audio Trig.:	6
Length (mm):	400 mm
Width (mm):	575 mm
Height (mm):	160 mm
Weight:	9 kg
Housing:	Metal / Plastic
Colour:	Black

Dust Cover for Chimp 100 INFINITY

55001



FEATURES:

- Familiar keys, numeric keypad and 4 encoders
- Minimum 1024 channels of DMX (expandable)
- Unlimited Fixtures
- Libraries provided by Altabase
- Tracking and non-tracking options
- Wireless DMX transmitter as standard
- Ethernet / Art-Net / sACN

Case for Chimp 100

D7250 Premium Line



Chimp 100.G2 Tourpack

55004SET01 Complete Chimp 100.G2 Set with touchscreen

INFINITY

Specifications:

Ctrl. Mode:	DMX / Manual / MIDI
DMX Ch.:	1024
Display:	Touch
Display Size:	22 "
Fixture Ch.:	120
Cue Lists:	200
Memories:	5000
OSC:	Yes
Playback Buttons:	10
Playback Faders:	10
Playback Pages:	40
Art-Net:	Yes
FX Engine:	Yes
Universes:	2

Pwr. Supp.:	100-240 VAC 50-60 Hz
Pwr. Cons.:	75 W
Pwr. Conn. In.:	Pro Power Blue
DMX Conn. out.:	XLR 5P
Data Conn. In.:	etherCON / RJ45 / USB
Data Conn. Out.:	etherCON / RJ45 / USB
Midi Conn.:	Yes
HDMI Out.:	1
Ethernet Ports:	1
Audio Trig.:	6
Length (mm):	700 mm
Width (mm):	630 mm
Height (mm):	320 mm
Weight:	44 kg
Housing:	Metal / Plastic
Colour:	Black

FEATURES:

- Infinity Chimp 100.G2
- 22 Inch Capacitive Full HD Touchscreen
- Premium Line Flight Case
- Dust cover
- 2 x white COB XLR mini-lite
- Power box
- 3 m power cable

Chimp Tour Pack

55031 Chimp 100.G2 with Wing and flightcase

INFINITY

Specifications:

Ctrl. Mode:	DMX / Manual / MIDI	Pwr. Supp.:	100-240 VAC 50-60 Hz
DMX Ch.:	2048	Pwr. Cons.:	100 W
Display:	LCD / Touch	Pwr. Conn. In.:	Pro Power Blue
Display Size:	22"	DMX Conn. in:	XLR 5P
Display Ext.:	Yes	DMX Conn. out:	XLR 5P
Fixture Ch.:	120	Data Conn. In:	etherCON / RJ45 / USB
Cue Lists:	200	Data Conn. Out:	etherCON / RJ45 / USB
Memories:	5000	Midi Conn.:	Yes
OSC:	Yes	Ethernet Ports:	1
Playback Buttons:	10	Audio Trig.:	6
Playback Faders:	30	Length (mm):	1290 mm
Playback Pages:	40	Width (mm):	630 mm
Art-Net:	Yes	Height (mm):	320 mm
FX Engine:	Yes	Weight:	70 kg
Universes:	4	Housing:	Flightcase / Metal / Plastic
		Colour:	Black

FEATURES:

- Infinity Chimp 100.G2
- 2 x 22 Inch Capacitive Full HD Touchscreen
- Banana wing (extension wing)
- Premium Line Flight Case
- 2 x white COB XLR mini-lite
- Power box
- 3 m power cable



Chimp 300.G2

55014 4 Universe DMX Console incl. Wireless Transmitter

INFINITY

Specifications:

Ctrl. Mode:	DMX / MIDI	Pwr. Supp.:	100-240 VAC 50-60 Hz
DMX Ch.:	2048	Pwr. Cons.:	125 W
Display:	LCD / Touch	Pwr. Conn. In.:	IEC C13 female
Display Size:	22"	DMX Conn. in:	XLR 5P
Fixture Ch.:	2048	DMX Conn. out:	XLR 5P
Cue Lists:	400	Data Conn. In:	etherCON / RJ45 / USB
Memories:	10000	Data Conn. Out:	etherCON / RJ45 / USB
OSC:	Yes	Midi Conn.:	Yes
Playback Buttons:	10	HDMI Out.:	1
Playback Faders:	10	Ethernet Ports:	1
Playback Pages:	60	Audio Trig.:	6
Art-Net:	Yes	Length (mm):	647 mm
SMPTE:	Yes	Width (mm):	575 mm
FX Engine:	Yes	Height (mm):	279 mm
Universes:	4	Weight:	18 kg
		Housing:	Metal / Plastic
		Colour:	Black

FEATURES:

- 22 Inch Capacitive Full HD Touchscreen
- Familiar keys, numeric keypad and 4 encoders
- Minimum 2048 channels of DMX (expandable)
- Unlimited Fixtures
- Libraries provided by Altibase
- Tracking and non-tracking options
- Wireless DMX transmitter as standard
- Ethernet / Art-Net / sACN



Dustcover for Chimp 300

INFINITY

55011



Case for Chimp 300

D7251 Premium Line



Chimp 300.G2 Tourpack

55014SET01 Complete Chimp 300.G2 Set with flightcase

INFINITY

Specifications:

Ctrl. Mode: DMX / Manual / MIDI
 DMX Ch.: 2048
 Display: LCD / Touch
 Display Size: 22"
 Fixture Ch.: 120
 Cue Lists: 400
 Memories: 10000
 OSC: Yes
 Playback Buttons: 10
 Playback Faders: 10
 Playback Pages: 60
 Art-Net: Yes
 SMPTE: Yes
 FX Engine: Yes
 Universes: 4
 Pwr. Supp.: 100-240 VAC 50-60 Hz

Pwr. Cons.: 125 W
 Pwr. Conn. In.: IEC C13 female
 DMX Conn. in: XLR 5P
 DMX Conn. out: XLR 5P
 Data Conn. In: etherCON / RJ45 / USB
 Data Conn. Out: etherCON / RJ45 / USB
 Midi Conn.: Yes
 HDMI Out.: 1
 Ethernet Ports: 1
 Audio Trig.: 6
 Length (mm): 722 mm
 Width (mm): 632 mm
 Height (mm): 374 mm
 Weight: 52 kg
 Housing: Aluminium / Metal / Plastic / Wood
 Colour: Black

FEATURES:

- Infinity Chimp 300.G2 with integrated 22" HD touchscreen
- Premium Line Flight Case
- Dust cover
- 2 x white COB XLR mini-lite
- 3 m power cable



Banana Wing

55020 2 Universe Expansion Wing

INFINITY

Specifications:

Ctrl. Mode: DMX / PC Software
 DMX Ch.: 1024
 Playback Faders: 20
 Pwr. Supp.: 100-240 VAC 50-60 Hz
 Pwr. Cons.: 25 W
 Pwr. Conn. In.: IEC C13 female
 DMX Conn. in: XLR 5P

DMX Conn. out: XLR 5P
 Data Conn. In: USB
 Data Conn. Out: USB
 Length (mm): 487 mm
 Width (mm): 400 mm
 Height (mm): 115 mm
 Weight: 7.5 kg
 Housing: Metal / Plastic
 Colour: Black

FEATURES:

- Suitable for the Infinity Chimp
- Expands any Chimp console with 2 universes
- Enables playback information on external screen
- Adds 2 DMX outputs onto your Chimp setup
- Adds 20 extra playback faders

Case for Banana Wing

D7262 Premium Line

Dustcover for Banana Wing

INFINITY

55021



SideKick

55007 Chimp OnPC Wing

INFINITY

Specifications:

Ctrl. Mode:	DMX / PC Software	Pwr. Cons.:	2.5 W
DMX Ch.:	1024	Pwr. Conn. In.:	USB
OSC:	Yes	Data Conn. In.:	USB
sACN:	Yes	Length (mm):	295 mm
Art-Net:	Yes	Width (mm):	510 mm
SMPTE:	Optional	Height (mm):	45 mm
Universes:	2	Weight:	4.95 kg
Pwr. Supp.:	5 VDC	Housing:	Metal
		Colour:	Black



FEATURES:

- Console for Chimp OnPC
- Suitable for preparing your show at any location
- Releases 2 universes (Art-Net and sACN)
- USB powered
- Lightweight

Peanut Box

55008 Chimp 4-universe expansion kit

INFINITY

Specifications:

Ctrl. Mode:	DMX / PC Software	Pwr. Conn. In.:	Low Voltage DC plug
DMX Ch.:	2048	DMX Conn. out:	XLR 5P
OSC:	Yes	Data Conn. In.:	USB
sACN:	Yes	Midi Conn.:	Yes
Art-Net:	Yes	Audio Trig.:	6
SMPTE:	Yes	Length (mm):	125 mm
Universes:	4	Width (mm):	175 mm
Pwr. Supp.:	5 VDC	Height (mm):	40 mm
Pwr. Cons.:	5 W	Weight:	0.35 kg
		Housing:	Metal
		Colour:	Black



FEATURES:

- Expansion kit for Infinity Chimp and OnPC software
- 4 additional universes (2048 channels)
- DMX, Art-Net & sACN
- Connectors for audio and midi
- Enables SMPTE timecode for Chimp 100 and OnPC software
- 1U height and fits in 19" rack
- USB-Cable and lockable power adapter included

Chimp Dongle for OnPC

55005 2 universes, 1 DMX output

INFINITY

Specifications:

Ctrl. Mode:	DMX	Pwr. Conn. In.:	USB
DMX Ch.:	1024	DMX Conn. out:	XLR 5P
sACN:	Yes	Length (mm):	39 mm
Art-Net:	Yes	Width (mm):	101 mm
Universes:	2	Height (mm):	39 mm
Pwr. Supp.:	5 VDC	Weight:	0.15 kg
Pwr. Cons.:	2 W	Housing:	Aluminium
		Colour:	Black



FEATURES:

- Dongle for the Infinity Chimp OnPC software
- Enables two universes
- DMX, Art-Net & sACN for capturing the show data
- Freedom to use any visualisation software
- Use Chimp OnPC software for a direct virtual stage experience



Lampy 20 1U

50733 1 Universe 20-fader DMX console

SHOWTEC

Specifications:

Ctrl. Mode: DMX / MIDI
DMX Ch.: 512
Display: LCD / Touch
Display Size: 10.1"
Display Ext.: Yes
Fixtures: 512
Cue Lists: 90
OSC: Yes
Playback Buttons: 20
Playback Faders: 20
Playback Pages: 9
sACN: Optional
Art-Net: Optional
FX Engine: Yes
Universes: 1

Pwr. Supp.: 100-240 VAC 50-60 Hz
Pwr. Cons.: 50 W
Pwr. Conn. In.: Pro Power Blue
DMX Conn. out: XLR 3P / XLR 5P
Data Conn. In: USB
Data Conn. Out: RJ45 / USB
Midi Conn.: Yes
Ethernet Ports: 1
Audio Trig.: 3
Length (mm): 505 mm
Width (mm): 345 mm
Height (mm): 128 mm
Weight: 8.8 kg
Housing: Metal / Plastic
Colour: Black



FEATURES:

- 512 channel DMX console
- 10.1" touchscreen with Fixture View and Quick Colour Picker
- Multicolour indicator LEDs and 4 encoder wheels with 1.3" display
- Complete built-in effects engine for easy control
- Second (touch)screen possibility
- OSC for mobile control (Android/iOS)
- Optional second universe with 1024 channels, Art-Net and sACN

Case for LAMPY 20

D7332 Flight Case



Lampy 20 2U

50734 2 Universe 20-fader DMX console

SHOWTEC

Specifications:

Ctrl. Mode: DMX / MIDI
DMX Ch.: 1024
Display: LCD / Touch
Display Size: 10.1"
Display Ext.: Yes
Fixtures: 1024
Cue Lists: 90
OSC: Yes
Playback Buttons: 20
Playback Faders: 20
Playback Pages: 9
sACN: Yes
Art-Net: Yes
FX Engine: Yes

Universes: 2
Pwr. Supp.: 100-240 VAC 50-60 Hz
Pwr. Cons.: 50 W
Pwr. Conn. In.: Pro Power Blue
DMX Conn. out: XLR 3P / XLR 5P
Data Conn. In: RJ45 / USB
Data Conn. Out: RJ45 / USB
Midi Conn.: Yes
Ethernet Ports: 1
Audio Trig.: 3
Length (mm): 505 mm
Width (mm): 345 mm
Height (mm): 128 mm
Weight: 8.8 kg
Housing: Metal / Plastic
Colour: Black

FEATURES:

- 1024-channel two universe DMX console
- 10.1" touchscreen with Fixture View and Quick Colour Picker
- Multicolour indicator LEDs and 4 encoder wheels with 1.3" display
- Complete built-in effects engine for easy control
- Second (touch)screen possibility
- OSC for mobile control (Android/iOS)
- Supports Art-Net and sACN protocols

Case for LAMPY 20

D7332 Flight Case

Dust Cover for Lampy 20

SHOWTEC

50738 Fabric - black



Lampy 40 1U

50735 1 Universe 40-fader DMX console

SHOWTEC

Specifications:

Ctrl. Mode:	DMX / MIDI	Universes:	1
DMX Ch.:	512	Pwr. Supp.:	100-240 VAC 50-60 Hz
Display:	LCD / Touch	Pwr. Cons.:	60 W
Display Size:	10.1"	Pwr. Conn. In.:	Pro Power Blue
Display Ext.:	Yes	DMX Conn. out:	XLR 3P / XLR 5P
Fixtures:	512	Data Conn. In.:	RJ45 / USB
Cue Lists:	90	Data Conn. Out:	RJ45 / USB
OSC:	Yes	Midi Conn.:	Yes
Playback Buttons:	40	Ethernet Ports:	1
Playback Faders:	40	Audio Trig.:	3
Playback Pages:	9	Length (mm):	721 mm
sACN:	Optional	Width (mm):	345 mm
Art-Net:	Optional	Height (mm):	128 mm
FX Engine:	Yes	Weight:	11.8 kg
		Housing:	Metal / Plastic
		Colour:	Black



FEATURES:

- 512 channel DMX console
- 10.1" touchscreen with Fixture View and Quick Colour Picker
- Multicolour indicator LEDs and 4 encoder wheels with 1.3" display
- Complete built-in effects engine for easy control
- Second (touch)screen possibility
- OSC for mobile control (Android/iOS)
- Optional second universe, 1024 channels, Art-Net and sACN



Case for LAMPY 40

D7333 Flight Case

Lampy 40 2U

50736 2 Universe 40-fader DMX console

SHOWTEC

Specifications:

Ctrl. Mode:	DMX / MIDI	Universes:	2
DMX Ch.:	1024	Pwr. Supp.:	100-240 VAC 50-60 Hz
Display:	LCD / Touch	Pwr. Cons.:	60 W
Display Size:	10.1"	Pwr. Conn. In.:	Pro Power Blue
Display Ext.:	Yes	DMX Conn. out:	XLR 3P / XLR 5P
Fixtures:	1024	Data Conn. In.:	RJ45 / USB
Cue Lists:	90	Data Conn. Out:	RJ45 / USB
OSC:	Yes	Midi Conn.:	Yes
Playback Buttons:	40	Ethernet Ports:	1
Playback Faders:	40	Audio Trig.:	3
Playback Pages:	9	Length (mm):	721 mm
sACN:	Yes	Width (mm):	345 mm
Art-Net:	Yes	Height (mm):	128 mm
FX Engine:	Yes	Weight:	11.8 kg
		Housing:	Metal / Plastic
		Colour:	Black



FEATURES:

- 1024-channel two universe DMX console
- 10.1" touchscreen with Fixture View and Quick Colour Picker
- Multicolour indicator LEDs and 4 encoder wheels with 1.3" display
- Complete built-in effects engine for easy control
- Second (touch)screen possibility
- OSC for mobile control (Android/iOS)
- Supports Art-Net and sACN protocols

Lampy DNGL

SHOWTEC

50737 Unlock Key

sACN:	Yes
Art-Net:	Yes
Universes:	1
Pwr. Cons.:	0.1 W
Length (mm):	75 mm
Width (mm):	21 mm
Height (mm):	10 mm
Weight:	0.01 kg
Housing:	Plastic
Colour:	Black



Dust Cover for Lampy 40

SHOWTEC

50739 Fabric - black



Case for LAMPY 40

D7333 Flight Case

DMX Controllers

Light Controllers



SDC-6

50723 6-Channel DMX Controller

SHOWTEC

Specifications:

Ctrl. Mode: DMX / Manual
 DMX Ch.: 6
 Pwr. Supp.: 12 VDC
 Pwr. Cons.: 1 W
 Pwr. Conn. In.: Low Voltage DC plug

DMX Conn. out: XLR 3P
 Length (mm): 173 mm
 Width (mm): 149 mm
 Height (mm): 51 mm
 Weight: 0.8 kg
 Housing: Metal
 Colour: Grey

FEATURES:

- Compact 6-channel DMX controller
- Master dim fader
- Battery operated
- Easy to use
- Ideal for exhibitions



Easy 16

50406 16-Channel DMX Controller

SHOWTEC


Specifications:

Ctrl. Mode: DMX / Manual
 DMX Ch.: 32
 Memories: 12
 Pwr. Supp.: 9 VDC
 Pwr. Cons.: 4.5 W
 Pwr. Conn. In.: Low Voltage DC plug

DMX Conn. out: XLR 3P
 Length (mm): 535 mm
 Width (mm): 195 mm
 Height (mm): 90 mm
 Weight: 2.8 kg
 R.U.: 3 U
 Housing: Metal
 Colour: Grey

FEATURES:

- Ideal DMX controller for test setups or demonstrations
- 16-channel faders
- 32 DMX channels
- 16 Programmable scenes
- Built-in chase
- Detachable frame



Easy Fade 36

50711 Lighting Desk

SHOWTEC

Specifications:

Ctrl. Mode: DMX / Manual
 DMX Ch.: 36
 Pwr. Supp.: 12 VDC
 Pwr. Cons.: 6 W
 Pwr. Conn. In.: Low Voltage DC plug
 DMX Conn. out: XLR 3P

Length (mm): 483 mm
 Width (mm): 266 mm
 Height (mm): 90 mm
 Weight: 4.3 kg
 R.U.: 6 U
 Housing: Metal
 Colour: Grey

FEATURES:

- Easy to use
- No programming facilities
- Double preset
- Up to 36 channels



SM-8/2

50700 16-Channel Lighting Desk

SHOWTEC

Specifications:		DMX Conn. out:	XLR 3P / XLR 5P
Ctrl. Mode:	DMX / Manual / MIDI / Sound	Length (mm):	482 mm
DMX Ch.:	192	Width (mm):	132 mm
Fixtures:	12	Height (mm):	80 mm
Memories:	240	Weight:	2.2 kg
Pwr. Supp.:	9 VDC	R.U.:	3 U
Pwr. Cons.:	2.7 W	Housing:	Metal / Plastic
Pwr. Conn. In.:	Low Voltage DC plug	Colour:	Black / Grey

FEATURES:

- Intelligent light DMX controller
- Control 12 fixtures up to 16 channels each
- Patchable channels for each fixture
- Programmable Speed & Fade time for chases
- 240 scenes & 6 chases



SM-16/2 FX

50702 32-Channel Lighting Desk with Shape Engine

SHOWTEC

Specifications:		DMX Conn. out:	XLR 3P
Ctrl. Mode:	Auto / DMX / Manual	Data Conn. In:	USB
DMX Ch.:	512	Data Conn. Out:	USB
Fixtures:	16	Length (mm):	483 mm
Memories:	80	Width (mm):	220 mm
Playback Faders:	16	Height (mm):	75 mm
Playback Pages:	5	Weight:	3.7 kg
Pwr. Supp.:	240 VAC 50-60 Hz	R.U.:	5 U
Pwr. Cons.:	2 W	Housing:	Metal
Pwr. Conn. In.:	IEC C13 female	Colour:	Grey

FEATURES:

- Intelligent light DMX controller
- Control 16 fixtures up to 32 channels each
- Patchable channels for each fixture
- Ready-to-use Shape Engine
- Show backup on USB



Showmaster 24 MKII

50830 24-Channel Light Controller

SHOWTEC

Specifications:		Midi Conn.:	Yes
Ctrl. Mode:	Manual / MIDI / Sound	Audio Trig.:	2
DMX Ch.:	24	Length (mm):	530 mm
Memories:	23976	Width (mm):	330 mm
Pwr. Supp.:	12 VDC	Height (mm):	150 mm
Pwr. Cons.:	6 W	Weight:	4.8 kg
Pwr. Conn. In.:	Low Voltage DC plug	R.U.:	6 U
DMX Conn. out:	XLR 3P	Housing:	Metal / Plastic
		Colour:	Black / Grey

FEATURES:

- 24 multifunctional channel faders
- Up to 48 Scenes / Chases with max 999 steps
- Detachable frame
- Midi In & Out
- Remote black out/full on possibility



Showmaster 48 MKII

50831 48-Channel Light Controller

SHOWTEC

Specifications:		Midi Conn.:	Yes
Ctrl. Mode:	Manual / MIDI / Sound	Audio Trig.:	2
DMX Ch.:	48	Length (mm):	710 mm
Memories:	23976	Width (mm):	267 mm
Pwr. Supp.:	12 VDC	Height (mm):	90 mm
Pwr. Cons.:	6 W	Weight:	6.2 kg
Pwr. Conn. In.:	Low Voltage DC plug	R.U.:	6 U
DMX Conn. out:	XLR 3P	Housing:	Metal / Plastic
		Colour:	Grey

FEATURES:

- 48 Multifunctional channel faders
- Up to 96 Scenes / Chases with max 999 steps
- Midi In & Out
- Remote black out/full on possibility

LED Controllers Light Controllers



ColorCue 1

50703 Intelligent 1-fader, 6-colour LED Controller

SHOWTEC

Specifications:

Ctrl. Mode: Built-in Program / Manual / Sound / Static Dimmer
 DMX Ch.: 6
 Protocols: DMX
 Faders: 1
 Memories: 1212
 Pwr. Supp.: 12 VDC
 Pwr. Cons.: 10 W

Pwr. Conn. In.: Low Voltage DC plug
 DMX Conn. out: XLR 3P
 Audio Trig.: 1
 Length (mm): 258 mm
 Width (mm): 150 mm
 Height (mm): 79 mm
 Weight: 1.1 kg
 R.U.: 3.5 U
 Housing: Metal
 Colour: Grey

FEATURES:

- Intelligent 1-fader LED DMX controller
- Suitable for 3 to 6 colour LEDs
- 12 fixed and 12 user colours
- 12 fixed and 12 user chases with up to 99 steps
- Manual, Auto run and Sound-controlled mode
- Dimmer and strobe control

Case for ColorCue 1

D7405 Flight Case



ColorCue 2

50704 Intelligent 6-fader, 6-colour LED Controller

SHOWTEC

Specifications:

Ctrl. Mode: Built-in Program / Manual / Sound / Static Dimmer
 DMX Ch.: 36
 Protocols: DMX
 Faders: 7
 Memories: 2020
 Pwr. Supp.: 12 VDC
 Pwr. Cons.: 15 W

Pwr. Conn. In.: Low Voltage DC plug
 DMX Conn. out: XLR 3P
 Audio Trig.: 1
 Length (mm): 385 mm
 Width (mm): 175 mm
 Height (mm): 78 mm
 Weight: 1.85 kg
 R.U.: 4 U
 Housing: Metal
 Colour: Grey

FEATURES:

- Intelligent 6-fader LED DMX controller
- Suitable for 3 to 6 colour LEDs
- 20 fixed and 20 user colours
- 20 fixed and 20 user chases with up to 99 steps
- Manual, Auto run and Sound-controlled mode
- Dimmer and strobe control

Case for ColorCue 2

D7406 Flight Case



ColorCue 3

50705 Intelligent 24-fader, 6-colour LED Controller

SHOWTEC

Specifications:

Ctrl. Mode:	Built-in Program / Manual /	Pwr. Conn. In.:	Low Voltage DC plug
MIDI / Static Dimmer		DMX Conn. out:	XLR 3P
DMX Ch.:	144	Audio Trig.:	1
Protocols:	DMX	Length (mm):	482 mm
Display:	LCD	Width (mm):	261 mm
Faders:	26	Height (mm):	80 mm
Memories:	1000	Weight:	3.6 kg
Pwr. Supp.:	12 VDC	R.U.:	6 U
Pwr. Cons.:	15 W	Housing:	Metal
		Colour:	Grey / Magenta

FEATURES:

- Intelligent 24-fader LED DMX controller
- Suitable for 3 to 6 colour LEDs
- 24 user colours
- 24 user chases with up to 99 steps
- Manual, Auto run and Sound-controlled mode
- Dimmer and strobe control



Case for ColorCue 3

D7407 Flight Case

ColorCue 4

50706 Intelligent 48-fader, 6-colour LED Controller


SHOWTEC

Specifications:

Ctrl. Mode:	Built-in Program / Sound /	Pwr. Conn. In.:	Low Voltage DC plug
Static Dimmer		DMX Conn. out:	XLR 3P
DMX Ch.:	288	Audio Trig.:	1
Protocols:	DMX	Length (mm):	740 mm
Display:	LCD	Width (mm):	280 mm
Faders:	50	Height (mm):	100 mm
Memories:	1000	Weight:	5.6 kg
Pwr. Supp.:	12 VDC	R.U.:	6.3 U
Pwr. Cons.:	15 W	Housing:	Metal
		Colour:	Grey / Neon Green

FEATURES:

- Intelligent 48-fader LED DMX controller
- Suitable for 3 to 6 colour LEDs
- 48 user colours
- 48 user chases with up to 99 steps
- Manual, Auto run and Sound-controlled mode
- Dimmer and strobe control



Case for ColorCue 4

D7408 Flight Case



Quick DMX D512S

50057 512 Channels

SHOWTEC

Specifications:

OS: Mac / Windows
 Ctrl. Mode: Manual / MIDI / PC Software / Stand Alone
 DMX Ch.: 512
 Universes: 1
 Pwr. Supp.: 5 VDC
 Pwr. Cons.: 5 W

Pwr. Conn. In.: USB
 DMX Conn. out: XLR 3P
 Data Conn. In: USB
 Length (mm): 75 mm
 Width (mm): 35 mm
 Height (mm): 35 mm
 Weight: 0.08 kg
 Housing: Metal
 Colour: Black

FEATURES:

- Metal road proof casing
- Power & Link indication LEDs at front panel
- Unlimited nr. of different fixtures
- Full 512 DMX channels
- MIDI triggerable by "learning" mode



Quick DMX D1024

50056 2 x 512 Channels, 40 Hz Refresh Rate

SHOWTEC

Specifications:

OS: Mac / Windows
 Ctrl. Mode: Manual / MIDI / PC Software / Stand Alone
 DMX Ch.: 1024
 Art-Net: Yes
 Universes: 2
 Pwr. Supp.: 5 VDC
 Pwr. Cons.: 5 W

Pwr. Conn. In.: USB
 DMX Conn. out: XLR 3P
 Data Conn. In: USB
 Length (mm): 84 mm
 Width (mm): 75 mm
 Height (mm): 40 mm
 Weight: 0.17 kg
 Housing: Metal
 Colour: Black

FEATURES:

- Metal road proof casing
- Power & Link indication LEDs at front panel
- Unlimited nr. of different fixtures
- Full 1024 DMX channels
- MIDI triggerable by "learning" mode



Quick DMX N512

50055 Network Dongle, 512 Channels

SHOWTEC

Specifications:

OS: Mac / Windows
 Ctrl. Mode: Manual / MIDI / PC Software
 DMX Ch.: 512
 Art-Net: Yes
 Universes: 1
 Pwr. Supp.: 9 VDC
 Pwr. Cons.: 2.7 W

Pwr. Conn. In.: Low Voltage DC plug
 DMX Conn. out: XLR 3P
 Data Conn. In: RJ45
 Length (mm): 108 mm
 Width (mm): 80 mm
 Height (mm): 37 mm
 Weight: 0.2 kg
 Housing: Aluminium
 Colour: Black

FEATURES:

- Accessible by internet browser
- Calendar function
- 9 programmable scenes/chases
- Optical isolation at DMX output

Quick DMX Rack 1024

50058 1024 Channels

SHOWTEC

Specifications:

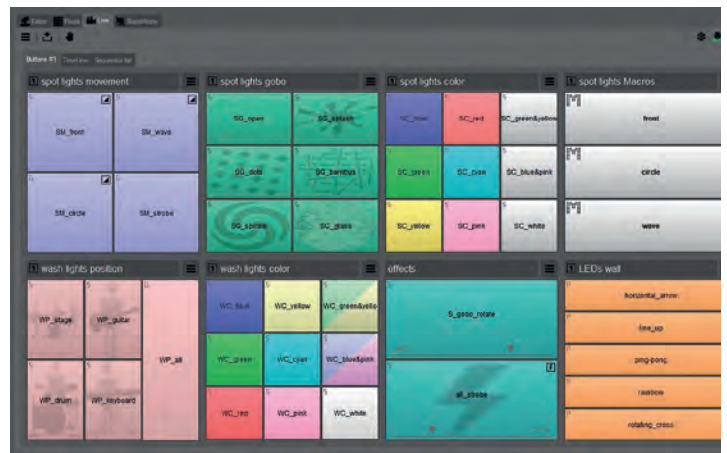
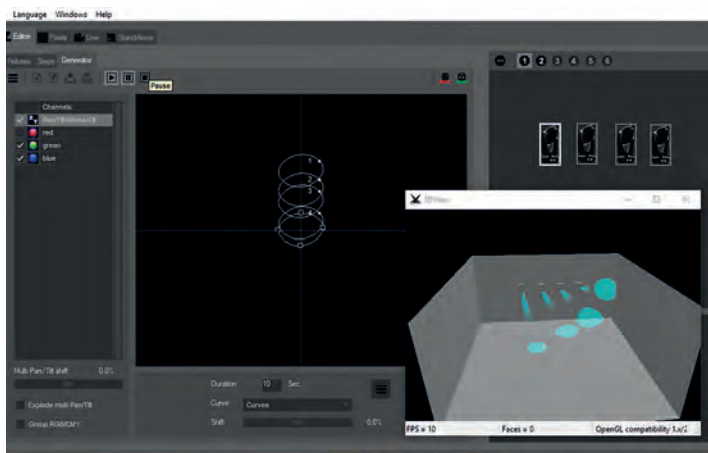
OS: Mac / Windows
 Ctrl. Mode: DMX / IR / PC Software
 DMX Ch.: 1024
 Universes: 2
 Pwr. Supp.: 9 VDC
 Pwr. Cons.: 2.7 W
 Pwr. Conn. In.: USB

DMX Conn. out: XLR 3P
 Data Conn. In: USB
 Length (mm): 483 mm
 Width (mm): 78 mm
 Height (mm): 44.5 mm
 Weight: 1.6 kg
 R.U.: 1 U
 Housing: Metal
 Colour: Black



FEATURES:

- 1024-channel output
- Internal clock / calendar
- 8 external trigger contacts
- Including IR remote and external IR sensor





Tool Box

50829 DMX / Wi-Fi / W-DMX Cross Converter

SHOWTEC

Specifications:

Batt. Type: Lithium ion
Pwr. Supp.: 5 VDC
Pwr. Cons.: 10 W
Pwr. Conn. In.: USB
DMX Conn.: XLR 3P In/Out
DMX Conn. in: XLR 3P

DMX Conn. out: XLR 3P
Length (mm): 171 mm
Width (mm): 78 mm
Height (mm): 50 mm
Weight: 0.85 kg
Housing: Aluminium
Colour: Black
Ctrl. Mode: DMX / RF to DMX

FEATURES:

- Versatile cross converter
- Battery Operated
- Wireless Solutions G5 module built-in



DMX Recpack 4

50822 DMX Recorder with Programmable Switch Pack

SHOWTEC

Specifications:

Pwr. Supp.: 100-240 VAC 50-60 Hz
Pwr. Cons.: 3450 W
Pwr. Conn. In.: Pro Power Blue
DMX Conn.: XLR 3P In/Out
DMX Conn. in: XLR 3P
DMX Conn. out: XLR 3P
Length (mm): 483 mm
Width (mm): 145 mm

Height (mm): 44.5 mm
Weight: 2.4 kg
Housing: Metal / Plastic
Colour: Black
Ctrl. Mode: Auto / DMX / Manual / Timer
DMX Ch.: 512
Protocols: DMX
Display: OLED
Universes: 1

FEATURES:

- 4 separate recordable DMX and switch outputs
- Programmable daily & weekly timers
- Programmable DMX input triggers
- 8 GB internal memory
- Manual, Auto, Semi-Auto Recording modes



DMX Merge

50359 2-way DMX Merger

SHOWTEC

Specifications:

Pwr. Supp.: 9 VDC
Pwr. Cons.: 4.5 W
Pwr. Conn. In.: Low Voltage DC plug
DMX Conn.: XLR 3P In/Out
DMX Conn. in: XLR 3P
DMX Conn. out: XLR 3P
Length (mm): 483 mm

Width (mm): 73 mm
Height (mm): 44.5 mm
Weight: 1.15 kg
Housing: Aluminum die-cast
Colour: Grey
Ctrl. Mode: DMX
DMX Ch.: 512
Protocols: DMX

FEATURES:

- Merge two DMX controllers to one DMX line
- HTP / LTP function
- Select Backup or merge mode

DR Pro Rack

50821 DMX Recorder

SHOWTEC

Specifications:

Mem. Type:	SD-Card	Length (mm):	482 mm
Pwr. Supp.:	9-12 VDC	Width (mm):	78 mm
Pwr. Cons.:	5 W	Height (mm):	44 mm
Pwr. Conn. In.:	Low Voltage DC plug	Weight:	1.2 kg
DMX Conn.:	XLR 3P In/Out	Housing:	Metal / Plastic
DMX Conn. in:	XLR 3P	Colour:	Grey
DMX Conn. out:	XLR 3P	Ctrl. Mode:	Auto / GPIO / Manual
Data Conn. In:	USB	DMX Ch.:	512
Data Conn. Out:	USB	Protocols:	DMX
Midi Conn.:	Yes	SMPTE:	Yes
		Display:	LCD
		Universes:	1



FEATURES:

- 128 x 160 Pixels, Colour LCD
- 8 memories for scenes, chases or shows
- Manual control, Real-time trigger, SMPTE/MIDI time code trigger, DMX trigger and DMX monitor
- 5 hours internal recording time
- 4 recording modes, Manual, Auto, Semi-Auto & Smart

Multi Exchanger

50348 DMX512 to 72-channel ANALOGUE output

SHOWTEC

Specifications:

Pwr. Supp.:	240 VAC 50-60 Hz	Length (mm):	483 mm
Pwr. Cons.:	50 W	Width (mm):	126 mm
Pwr. Conn. In.:	Schuko Plug	Height (mm):	44 mm
DMX Conn.:	XLR 3P In/Out / XLR 5P In/Out	Weight:	2.6 kg
DMX Conn. in:	XLR 3P / XLR 5P	Housing:	Aluminum die-cast
DMX Conn. out:	XLR 3P / XLR 5P	Colour:	Grey
Midi Conn.:	Yes	Ctrl. Mode:	DMX / MIDI / Stand Alone
		DMX Ch.:	72
		Display:	LED



FEATURES:

- Converts DMX back into 0-10 V
- Converts MIDI back into 0-10 V
- Midi in and output
- 3 and 5-pin XLR
- Last Hold Scene





Truss Booster RDM 1-6

50793 3-pin XLR

SHOWTEC

Specifications:

Pwr. Supp.: 100-240 VAC 50-60 Hz
 Pwr. Cons.: 5 W
 Pwr. Conn. In.: Pro Power Blue
 DMX Conn.: XLR 3P In/Out
 DMX Conn. in: XLR 3P
 DMX Conn. out: XLR 3P
 Length (mm): 240 mm

Width (mm): 124 mm
 Height (mm): 150 mm
 Weight: 1.6 kg
 Housing: Metal / Plastic
 Colour: Black
 Ctrl. Mode: DMX
 Protocols: DMX / RDM
 Universes: 1

FEATURES:

- Small Design for easy truss mounting
- DMX/RDM splitter for 6 outputs
- powerCON in/out
- Supports Remote Device Management (RDM) Protocol



Truss Booster RDM 1-6

50794 5-pin XLR

SHOWTEC

Specifications:

Pwr. Supp.: 100-240 VAC 50-60 Hz
 Pwr. Cons.: 5 W
 Pwr. Conn. In.: Pro Power Blue
 DMX Conn.: XLR 5P In/Out
 DMX Conn. in: XLR 5P
 DMX Conn. out: XLR 5P
 Length (mm): 240 mm

Width (mm): 124 mm
 Height (mm): 150 mm
 Weight: 1.6 kg
 Housing: Metal / Plastic
 Colour: Black
 Ctrl. Mode: DMX
 Protocols: DMX / RDM
 Universes: 1

FEATURES:

- Small Design for easy truss mounting
- DMX/RDM splitter for 6 outputs
- powerCON in/out
- Supports Remote Device Management (RDM) Protocol



DB-1-4

50780 4-Channel DMX Booster 3P & 5P XLR

SHOWTEC

Specifications:

Pwr. Supp.: 100-240 VAC 50-60 Hz
 Pwr. Cons.: 5 W
 Pwr. Conn. In.: Schuko Plug
 DMX Conn.: XLR 3P In/Out / XLR 5P In/Out
 DMX Conn. in: XLR 3P / XLR 5P
 DMX Conn. out: XLR 3P / XLR 5P

Length (mm): 483 mm
 Width (mm): 134 mm
 Height (mm): 46 mm
 Weight: 2.5 kg
 Housing: Metal / Plastic
 Colour: Grey
 Ctrl. Mode: DMX
 Universes: 1

FEATURES:

- DMX splitter for 4 outputs
- Electrical isolation between in and output
- DMX Indication LEDs on in- & outputs
- 3 & 5P XLR in- & outputs
- M10 nut at backside for truss clamp

DB-1-8

50783 8-Channel DMX Booster 3P XLR

SHOWTEC

Specifications:

Pwr. Supp.:	100-240 VAC 50-60 Hz	Length (mm):	483 mm
Pwr. Cons.:	5 W	Width (mm):	134 mm
Pwr. Conn. In.:	Schuko Plug	Height (mm):	46 mm
DMX Conn.:	XLR 3P In/Out / XLR 5P In/Out	Weight:	2.5 kg
		Housing:	Metal / Plastic
		Colour:	Grey
DMX Conn. in:	XLR 3P / XLR 5P	Ctrl. Mode:	DMX
DMX Conn. out:	XLR 3P / XLR 5P	Universes:	1

FEATURES:

- DMX splitter for 8 outputs
- Electrical isolation between in and output
- DMX Indication LEDs on in-& outputs
- 3P XLR outputs
- M10 nut at backside for truss clamps



DB-1-4/RDM

50785 4-Channel DMX Booster with RDM 3P & 5P XLR

SHOWTEC

Specifications:

Pwr. Supp.:	120-250 VAC 50-60 Hz	Length (mm):	483 mm
Pwr. Cons.:	5 W	Width (mm):	134 mm
Pwr. Conn. In.:	IEC C13 female	Height (mm):	46 mm
DMX Conn.:	XLR 3P In/Out / XLR 5P In/Out	Weight:	2.5 kg
		Housing:	Metal / Plastic
		Colour:	Grey
DMX Conn. in:	XLR 3P / XLR 5P	Ctrl. Mode:	DMX
DMX Conn. out:	XLR 3P / XLR 5P	Protocols:	DMX / RDM
		Universes:	1

FEATURES:

- DMX/RDM splitter for 8 outputs
- DMX Indication LEDs on in-& outputs
- 3 & 5P XLR outputs
- Supports Remote Device Management (RDM) Protocol



DB-1-8/RDM

50786 8-Channel DMX Booster with RDM 3P XLR

SHOWTEC

Specifications:

Pwr. Supp.:	100-240 VAC 50-60 Hz	Length (mm):	483 mm
Pwr. Cons.:	5 W	Width (mm):	134 mm
Pwr. Conn. In.:	Schuko Plug	Height (mm):	46 mm
DMX Conn.:	XLR 3P In/Out / XLR 5P In/Out	Weight:	2.5 kg
		Housing:	Metal / Plastic
		Colour:	Grey
DMX Conn. in:	XLR 3P / XLR 5P	Ctrl. Mode:	DMX
DMX Conn. out:	XLR 3P / XLR 5P	Protocols:	DMX / RDM
		Universes:	1

FEATURES:

- DMX/RDM splitter for 8 outputs
- DMX Indication LEDs on in-& outputs
- 3P XLR outputs
- Supports Remote Device Management (RDM) Protocol





RDM Splitter Pro

50787 4-Channel DMX Booster with RDM 3P & 5P XLR

SHOWTEC

Specifications:		Length (mm):	483 mm
Pwr. Supp.:	100-240 VAC 50-60 Hz	Width (mm):	135 mm
Pwr. Cons.:	8 W	Height (mm):	46 mm
Pwr. Conn. In.:	Pro Power Blue	Weight:	2.2 kg
DMX Conn.:	XLR 3P In/Out / XLR 5P In/Out	Housing:	Metal / Plastic
		Colour:	Black
		Ctrl. Mode:	DMX
DMX Conn. in:	XLR 3P / XLR 5P	Protocols:	DMX / RDM
DMX Conn. out:	XLR 3P / XLR 5P	Universes:	1

FEATURES:

- Regenerates & Boosts DMX/RDM signal
- Optical isolated on each in- and output port
- DMX Indication LEDs on in-& outputs
- 3 & 5P XLR outputs



Booster Pro

50788 2-8 DMX / RDM Booster, 3-pin XLR

SHOWTEC

Specifications:		Width (mm):	137 mm
Pwr. Supp.:	100-240 VAC 50-60 Hz	Height (mm):	46 mm
Pwr. Cons.:	5 W	Weight:	2 kg
Pwr. Conn. In.:	Pro Power Blue	Housing:	Metal / Plastic
DMX Conn.:	XLR 3P In/Out	Colour:	Black
DMX Conn. in:	XLR 3P	Ctrl. Mode:	DMX
DMX Conn. out:	XLR 3P	Protocols:	DMX / RDM / USITT
Length (mm):	483 mm	Display:	OLED
		Universes:	2

FEATURES:

- OLED Display
- Isolated outputs
- 2 inputs, selectable outputs
- Multiple monitoring functions



Booster Pro

50789 2-8 DMX / RDM Booster, 5-pin XLR

SHOWTEC

Specifications:		Width (mm):	137 mm
Pwr. Supp.:	100-240 VAC 50-60 Hz	Height (mm):	46 mm
Pwr. Cons.:	5 W	Weight:	2 kg
Pwr. Conn. In.:	Pro Power Blue	Housing:	Metal / Plastic
DMX Conn.:	XLR 5P In/Out	Colour:	Black
DMX Conn. in:	XLR 5P	Ctrl. Mode:	DMX
DMX Conn. out:	XLR 5P	Protocols:	DMX / RDM / USITT
Length (mm):	483 mm	Display:	OLED
		Universes:	2

FEATURES:

- OLED Display
- Isolated outputs
- 2 inputs, selectable outputs
- Multiple monitoring functions

RDM Touch

50409 DMX/RDM + Art-Net + Midi

SHOWTEC

Specifications:

Batt. Type:	9 V block PP3	Length (mm):	67 mm
Pwr. Supp.:	9 VDC	Width (mm):	44 mm
Pwr. Cons.:	2.5 W	Height (mm):	113 mm
Pwr. Conn. In.:	Low Voltage DC plug	Weight:	0.4 kg
DMX Conn.:	XLR 5P In/Out	Housing:	Metal / Plastic
DMX Conn. in:	XLR 5P	Colour:	Black
DMX Conn. out:	XLR 5P	Ctrl. Mode:	Manual
Midi Conn.:	Yes	Protocols:	Art-Net / DMX / RDM / sACN
		Display:	LCD / Touch

FEATURES:

- TFT Touch display
- Art-Net
- RDM
- Multiple testing functions



NET-8/3

50809 8-Channel Art-Net/Kling-Net node, 3P XLR

SHOWTEC

Specifications:

Pwr. Supp.:	100-240 VAC 50-60 Hz	Width (mm):	143 mm
Pwr. Cons.:	20 W	Height (mm):	46 mm
Pwr. Conn. In.:	Pro Power Blue	Weight:	2.2 kg
DMX Conn.:	XLR 3P In/Out	Housing:	Metal / Plastic
DMX Conn. in:	XLR 3P	Colour:	Black
DMX Conn. out:	XLR 3P	Ctrl. Mode:	Art-Net / DMX / PC Software
Data Conn. In:	etherCON	Protocols:	Art-Net / DMX / Kling-Net / sACN / TCP-IPv4
Data Conn. Out:	etherCON	Display:	LCD
Length (mm):	483 mm	Universes:	8

FEATURES:

- Supports Art-Net, sACN or Kling-Net protocol
- 1 GB/s data speed
- 8 universes DMX input or output
- High Speed Network in and output
- Web browser connection



NET-8/5

50810 8-Channel Art-Net/Kling-Net node, 5P XLR

SHOWTEC

Specifications:

Pwr. Supp.:	100-240 VAC 50-60 Hz	Width (mm):	143 mm
Pwr. Cons.:	20 W	Height (mm):	46 mm
Pwr. Conn. In.:	Pro Power Blue	Weight:	2.2 kg
DMX Conn.:	XLR 5P In/Out	Housing:	Metal / Plastic
DMX Conn. in:	XLR 5P	Colour:	Black
DMX Conn. out:	XLR 5P	Ctrl. Mode:	Art-Net / DMX / PC Software
Data Conn. In:	etherCON	Protocols:	Art-Net / DMX / Kling-Net / sACN / TCP-IPv4
Data Conn. Out:	etherCON	Display:	LCD
Length (mm):	483 mm	Universes:	8

FEATURES:

- Supports Art-Net, sACN or Kling-Net protocol
- 1 GB/s data speed
- 8 universes DMX input or output
- High Speed Network in and output
- Web browser connection





NET-2/3 Pocket

50807 2-Channel Art-Net node, 3P XLR

SHOWTEC

Specifications:

Pwr. Supp.: 12VDC / 240VAC 50Hz
PoE: Yes
Pwr. Cons.: 8 W
Pwr. Conn. In.: Low Voltage DC plug
DMX Conn.: XLR 3P In/Out
DMX Conn. in: XLR 3P
DMX Conn. out: XLR 3P
Data Conn. In: etherCON
Length (mm): 115 mm

Width (mm): 67 mm
Height (mm): 44 mm
Weight: 0.3 kg
Housing: Metal / Plastic
Colour: Black
Ctrl. Mode: Art-Net / DMX
Protocols: Art-Net / DMX / sACN / TCP-IPv4
Display: OLED
Universes: 2

FEATURES:

- Supports Art-Net and sACN protocol
- 2 universes DMX input or output
- Remote Setup Interface
- PoE (IEEE 802.3 Af)



NET-2/5 Pocket

50808 2-Channel Art-Net node, 5P XLR

SHOWTEC

Specifications:

Pwr. Supp.: 12VDC / 240VAC 50Hz
PoE: Yes
Pwr. Cons.: 8 W
Pwr. Conn. In.: Low Voltage DC plug
DMX Conn.: XLR 5P In/Out
DMX Conn. in: XLR 5P
DMX Conn. out: XLR 5P
Data Conn. In: etherCON
Length (mm): 115 mm

Width (mm): 67 mm
Height (mm): 44 mm
Weight: 0.3 kg
Housing: Metal / Plastic
Colour: Black
Ctrl. Mode: Art-Net / DMX
Protocols: Art-Net / DMX / sACN / TCP-IPv4
Display: OLED
Universes: 2

FEATURES:

- Supports Art-Net and sACN protocol
- 2 universes DMX input or output
- Remote Setup Interface
- PoE (IEEE 802.3 Af)



NET-2 Panel

50812 3-pin, black Housing

SHOWTEC

Specifications:

Pwr. Supp.: 12-36 VDC
PoE: Yes
Pwr. Cons.: 6 W
Pwr. Conn. In.: Phoenix
DMX Conn.: XLR 3P In/Out
DMX Conn. in: XLR 3P
DMX Conn. out: XLR 3P
Data Conn. In: RJ45
Length (mm): 113 mm

Width (mm): 113 mm
Height (mm): 33 mm
Weight: 0.275 kg
Housing: Plastic
Colour: Black
Ctrl. Mode: Art-Net / DMX / TCP IPv4
DMX Ch.: 1024
Protocols: Art-Net / sACN / TCP-IPv4
Display: OLED
Universes: 2

FEATURES:

- Supports Art-Net and sACN protocol
- 2 universes DMX input or output
- Remote setup interface
- PoE (IEEE 802.3 Af)

NET-2 Panel

50814 3-pin, white Housing

SHOWTEC

Specifications:

Pwr. Supp.: 12-36 VDC
PoE: Yes
Pwr. Cons.: 6 W
Pwr. Conn. In.: Phoenix
DMX Conn.: XLR 3P In/Out
DMX Conn. in: XLR 3P
DMX Conn. out: XLR 3P
Data Conn. In: RJ45
Length (mm): 113 mm

Width (mm): 113 mm
Height (mm): 33 mm
Weight: 0.275 kg
Housing: Plastic
Colour: White
Ctrl. Mode: Art-Net / DMX / TCP IPv4
DMX Ch.: 1024
Protocols: Art-Net / sACN / TCP-IPv4
Display: OLED
Universes: 2

FEATURES:

- Supports Art-Net and sACN protocol
- 2 universes DMX input or output
- Remote setup interface
- PoE (IEEE 802.3 Af)



NET-2 Panel

50813 5-pin, black Housing

SHOWTEC

Specifications:

Pwr. Supp.: 12-36 VDC
PoE: Yes
Pwr. Cons.: 6 W
Pwr. Conn. In.: Phoenix
DMX Conn.: XLR 5P In/Out
DMX Conn. in: XLR 5P
DMX Conn. out: XLR 5P
Data Conn. In: RJ45
Length (mm): 113 mm

Width (mm): 113 mm
Height (mm): 33 mm
Weight: 0.275 kg
Housing: Plastic
Colour: Black
Ctrl. Mode: Art-Net / DMX / TCP IPv4
DMX Ch.: 1024
Protocols: Art-Net / DMX / sACN / TCP-IPv4
Display: OLED
Universes: 2

FEATURES:

- Supports Art-Net and sACN protocol
- 2 universes DMX input or output
- Remote setup interface
- PoE (IEEE 802.3 Af)



NET-2 Panel

50815 5-pin, white Housing

SHOWTEC

Specifications:

Pwr. Supp.: 12-36 VDC
PoE: Yes
Pwr. Cons.: 6 W
Pwr. Conn. In.: Phoenix
DMX Conn.: XLR 5P In/Out
DMX Conn. in: XLR 5P
DMX Conn. out: XLR 5P
Data Conn. In: RJ45
Length (mm): 113 mm

Width (mm): 113 mm
Height (mm): 33 mm
Weight: 0.275 kg
Housing: Plastic
Colour: White
Ctrl. Mode: Art-Net / DMX / TCP IPv4
DMX Ch.: 1024
Protocols: Art-Net / DMX / sACN / TCP-IPv4
Display: OLED
Universes: 2

FEATURES:

- Supports Art-Net and sACN protocol
- 2 universes DMX input and output
- Remote setup interface
- PoE (IEEE 802.3 Af)





Net-5 PoE

50811 PSE for 4 x PD

SHOWTEC

Specifications:

Pwr. Supp.: 100-240 VAC 50-60 Hz
PoE: Yes
Pwr. Cons.: 100 W
Pwr. Conn. In.: Pro Power Blue
Data Conn. In.: etherCON
Data Conn. Out.: etherCON
Length (mm): 483 mm

Width (mm): 137 mm
Height (mm): 46 mm
Weight: 1.2 kg
Housing: Metal / Plastic
Colour: Black
Ctrl. Mode: TCP-IPv4
Protocols: TCP-IPv4
Display: OLED

FEATURES:

- 5 x 1000BASE-T RJ45 ports
- 4 x PoE+ outputs
- Completely silent, no fans
- O-LED display for status check
- Connect up to 4 x Net-2 Pocket to create 8 Universes Network



Booster-4 Install

50795 DIN Rail

SHOWTEC

Specifications:

Pwr. Supp.: 12-36 VDC
Pwr. Cons.: 9 W
Pwr. Conn. In.: Phoenix
DMX Conn.: Phoenix In/Out
DMX Conn. in.: Phoenix
DMX Conn. out.: Phoenix
Length (mm): 106 mm

Width (mm): 87 mm
Height (mm): 58 mm
Weight: 0.18 kg
Housing: Plastic
Colour: Grey
DIN Rail Spacing: 35 mm
Ctrl. Mode: DMX
Protocols: DMX / RDM
Universes: 1

FEATURES:

- Wide range DC input voltage
- Fully isolated inputs and outputs
- RDM compliant
- DIN EN43880 form factor
- DIN EN60715 rail system



NET-2 Install

50816 DIN Rail

SHOWTEC

Specifications:

Pwr. Supp.: 12-36 VDC
PoE: Yes
Pwr. Cons.: 6 W
Pwr. Conn. In.: Phoenix
DMX Conn.: Phoenix In/Out
DMX Conn. in.: Phoenix
DMX Conn. out.: Phoenix
Data Conn. In.: RJ45
Length (mm): 106 mm
Width (mm): 87 mm

Height (mm): 58 mm
Weight: 0.18 kg
Housing: Plastic
Colour: Grey
DIN Rail Spacing: 35 mm
Ctrl. Mode: Art-Net / DMX / TCP-IPv4
DMX Ch.: 1024
Protocols: Art-Net / DMX / sACN
/ TCP-IPv4
Display: OLED
Universes: 2

FEATURES:

- Wide range input voltage
- 2 universes DMX input or output
- Supports Art-Net and sACN
- Remote setup interface
- POE (IEEE 802.3 Af)
- DIN EN43880 form factor
- DIN EN60715 rail system

TR-512 Install

50826 DIN Rail

SHOWTEC

Specifications:

Mem. Type:	SD-Card	Height (mm):	58 mm
Pwr. Supp.:	12 VDC	Weight:	0.18 kg
Pwr. Cons.:	6 W	Housing:	Plastic
Pwr. Conn. In.:	Phoenix	Colour:	Grey
DMX Conn.:	Phoenix In/Out	DIN Rail Spacing:	35 mm
DMX Conn. in:	Phoenix	Ctrl. Mode:	DMX / GPIO / Manual / Remote
DMX Conn. out:	Phoenix	DMX Ch.:	512
Length (mm):	106 mm	Protocols:	DMX
Width (mm):	87 mm	Display:	OLED
		Universes:	1

FEATURES:

- Bi-directional communication to wall panel
- 6 external universal triggers (GPIO)
- Dedicated Wall Remote panel (50827/28)
- Optical isolated DMX ports
- Record and playback function
- DIN EN43880 form factor
- DIN EN60715 rail system



Wall Panel Remote for TR-512 Install/Pocket

50827 Black front panel

50828 Silver front panel

SHOWTEC

Specifications:

Pwr. Supp.:	12 VDC	Width (mm):	85 mm
Pwr. Cons.:	1 W	Height (mm):	7 mm
Pwr. Conn. In.:	RJ45	Weight:	0.1 kg
Length (mm):	85 mm	Housing:	Aluminium
		Colour:	Black
		Ctrl. Mode:	Remote

FEATURES:

- Bi-directional communication with TR-512 Install/Pocket
- 6 playback buttons
- Power over RJ45 connector
- Trigger status indication via backlight
- Sleek install
- Available with either black and silver front panel



TR-512 Pocket

50823 DMX Trigger/Recorder

SHOWTEC

Specifications:

Mem. Type:	SD-Card	Height (mm):	45 mm
Pwr. Supp.:	12 VDC	Weight:	0.45 kg
PoE:	No	Housing:	Metal
Pwr. Cons.:	6 W	Colour:	Black
Pwr. Conn. In.:	Low Voltage DC plug	Ctrl. Mode:	DMX / GPIO / Manual / Remote
DMX Conn.:	XLR 3P In/Out	DMX Ch.:	512
Data Conn. In:	RJ45	Protocols:	DMX
Length (mm):	115 mm	Display:	OLED
Width (mm):	85 mm	Universes:	1

FEATURES:

- Bi-directional communication to Wall Panel Remote
- 6 External universal triggers (GPIO)
- Dedicated Wall Panel Remote for TR-512 Install/Pocket (50827/28)
- Optically isolated DMX ports
- Record and playback function



Wireless DMX Light Controllers



W-DMX™ MicroBox F-1 G5 Transceiver

50175 2.4 GHz

WIRELESS SOLUTIONS

Specifications:

Carr. Freq.:	2,4 GHz
Gain (dB):	20 dB
Gain (mW):	100 mW
Batt. Type:	AAA
DMX Ch.:	512
Oprt. Modes:	Transceiver / Receiver
Pwr. Supp.:	100-240 VAC 50-60 Hz
Pwr. Cons.:	2.5 W

Pwr. Conn. In.:	Micro USB
DMX Conn. in:	XLR 5P
DMX Conn. out:	XLR 5P
Length (mm):	265 mm
Width (mm):	200 mm
Height (mm):	65 mm
Weight:	0.35 kg
IP Rate:	IP20(indoor use only)
Housing:	Plastic
Colour:	Black

FEATURES:

- High-Speed Frequency Hopping
- Mount in any location on set, scenery or truss
- Battery compartment for 8 hours reception
- Less Than 5 ms Latency
- 2.4 GHz radio – license free worldwide



W-DMX™ MicroBox R-512 G5 Receiver

50176 2.4 GHz

WIRELESS SOLUTIONS

Specifications:

Carr. Freq.:	2,4 GHz
Gain (dB):	20 dB
Gain (mW):	100 mW
Reaction Time:	5 ms
Batt. Type:	AAA
DMX Ch.:	512
Oprt. Modes:	Receiver
Pwr. Supp.:	100-240 VAC 50-60 Hz

Pwr. Cons.:	2.5 W
Pwr. Conn. In.:	Micro USB
DMX Conn. out:	XLR 5P
Length (mm):	265 mm
Width (mm):	200 mm
Height (mm):	65 mm
Weight:	0.35 kg
IP Rate:	IP20(indoor use only)
Housing:	Plastic
Colour:	Black

FEATURES:

- High-Speed Frequency Hopping
- Mount in any location on set, scenery or truss
- Battery compartment for 8 hours reception
- Less Than 5 ms Latency
- 2.4 GHz radio – license free worldwide

BlackBox F-2 G6 Transceiver

52002 Wireless DMX, Art-Net & Streaming ACN Sender & Receiver

WIRELESS SOLUTIONS

Specifications:		Pwr. Conn. In.:	powerCON TRUE1 In (Male)
Carr. Freq.:	2,4 GHz	DMX Conn. out:	XLR 3P / XLR 5P
Gain (mW):	100 mW	Length (mm):	235 mm
Reaction Time:	5 ms	Width (mm):	150 mm
DMX Ch.:	1024	Height (mm):	45 mm
Protocols:	Art-Net / DMX / Kling-Net / RDM / sACN	Weight:	1 kg
Oprt. Modes:	Transceiver	IP Rate:	IP42
Pwr. Supp.:	88-264 VAC	Material:	Aluminium
Pwr. Cons.:	50 W	Housing:	Aluminium die-cast
		Colour:	Black

FEATURES:

- RDM & Wi-Fi transmitter, receiver & repeater
- Suitable for W-DMX, Art-Net & Streaming ACN
- Range up to 700 metres (2200 ft)
- 1024 DMX channels
- Bluetooth connectivity for updates and configuration
- Upgrade available for making LumenRadio CRMX compatible
- Reliable connectivity (Adaptive Frequency Hopping)



BlackBox F-1 G6 Transceiver

52001 Wireless DMX, Art-Net & Streaming ACN Sender & Receiver

WIRELESS SOLUTIONS

Specifications:		(Male)	
Carr. Freq.:	2,4 GHz	DMX Conn. out:	XLR 3P / XLR 5P
Gain (mW):	100 mW	Length (mm):	260 mm
Reaction Time:	5 ms	Width (mm):	150 mm
DMX Ch.:	512	Height (mm):	45 mm
Protocols:	Art-Net / DMX / RDM / sACN	Weight:	1 kg
Oprt. Modes:	Transceiver	IP Rate:	IP42
Pwr. Supp.:	88-264 VAC	Material:	Aluminium
Pwr. Cons.:	50 W	Housing:	Aluminium die-cast
Pwr. Conn. In.:	powerCON TRUE1 TOP In	Colour:	Black

FEATURES:

- RDM & Wi-Fi transmitter & receiver
- Suitable for W-DMX, Art-Net & Streaming ACN
- Range up to 700 metres (2200 ft)
- 512 DMX channels
- Bluetooth connectivity for updates and configuration
- Upgrade available for making LumenRadio CRMX receivers compatible
- Reliable connectivity (Adaptive Frequency Hopping)



BlackBox R-512 G6 Receiver

52000 Wireless DMX, Art-Net & Streaming ACN Receiver

WIRELESS SOLUTIONS

Specifications:		(Male)	
Carr. Freq.:	2,4 GHz	DMX Conn. out:	XLR 3P / XLR 5P
Gain (mW):	100 mW	Length (mm):	235 mm
Reaction Time:	5 ms	Width (mm):	150 mm
DMX Ch.:	512	Height (mm):	45 mm
Protocols:	DMX / RDM	Weight:	1 kg
Oprt. Modes:	Receiver	IP Rate:	IP42
Pwr. Supp.:	88-264 VAC	Material:	Aluminium
Pwr. Cons.:	50 W	Housing:	Aluminium die-cast
Pwr. Conn. In.:	powerCON TRUE1 TOP In	Colour:	Black

FEATURES:

- RDM & Wi-Fi receiver
- Suitable for W-DMX, Art-Net & Streaming ACN
- Range up to 700 metres (2200 ft)
- 512 DMX channels
- Bluetooth connectivity for updates and configuration
- Upgrade available for making LumenRadio CRMX senders compatible
- Reliable connectivity (Adaptive Frequency Hopping)





W-DMX™ ProBox F-2500 G5 Transceiver

50183 2.4/5.8 GHz

WIRELESS SOLUTIONS

Specifications:

Carr. Freq.: 2.4 / 5 GHz
 Reaction Time: 5 ms
 DMX Ch.: 1024
 Protocols: ANSI E1.20 / Art-Net / DMX / RDM / sACN / USITT
 Opert. Modes: Transceiver
 Pwr. Supp.: 100-240 VAC 50-60 Hz
 Pwr. Conn. In.: Phoenix / powerCON Blue

DMX Conn. in: XLR 5P
 DMX Conn. out: XLR 5P
 Data Conn. In: etherCON
 Data Conn. Out: etherCON
 Length (mm): 483 mm
 Width (mm): 145 mm
 Height (mm): 44.5 mm
 Weight: 1.5 kg
 IP Rate: IP41
 Colour: Black

FEATURES:

- Full RDM support
- 19" Rack Unit
- High-Speed Frequency Hopping
- Less Than 5 ms Latency
- Supporting the 2.4 and 5.8 GHz frequency bands.



W-DMX™ WhiteBox F-1 G5 Transceiver

50181 2.4/5.8 GHz

WIRELESS SOLUTIONS

Specifications:

Carr. Freq.: 2.4 / 5.2 / 5.8 GHz
 Reaction Time: 5 ms
 DMX Ch.: 512
 Protocols: ANSI E1.20 / Art-Net / DMX / RDM / sACN
 Opert. Modes: Transceiver
 Pwr. Supp.: 100-240 VAC 50-60 Hz
 Pwr. Conn. In.: Terminal

DMX Conn. in: Terminal
 DMX Conn. out: Terminal
 Data Conn. In: RJ45
 Length (mm): 245 mm
 Width (mm): 160 mm
 Height (mm): 45 mm
 Weight: 1.2 kg
 IP Rate: IP66
 Housing: Plastic
 Colour: White

FEATURES:

- Full RDM support
- IP66, tough plastic box
- High-Speed Frequency Hopping
- Less Than 5 ms Latency
- Supporting the 2.4 and 5.8 GHz frequency bands.



W-DMX™ WhiteBox F-2 G5 Transceiver

50182 2.4/5.8 GHz

WIRELESS SOLUTIONS

Specifications:

Carr. Freq.: 2.4 / 5.2 / 5.8 GHz
 Reaction Time: 5 ms
 DMX Ch.: 1024
 Protocols: ANSI E1.20 / Art-Net / DMX / RDM / sACN
 Opert. Modes: Transceiver
 Pwr. Supp.: 100-240 VAC 50-60 Hz
 Pwr. Conn. In.: Phoenix / Terminal

DMX Conn. in: Terminal
 DMX Conn. out: Terminal
 Data Conn. In: RJ45
 Length (mm): 245 mm
 Width (mm): 160 mm
 Height (mm): 45 mm
 Weight: 1.2 kg
 IP Rate: IP66
 Housing: Plastic
 Colour: White

FEATURES:

- Full RDM support
- IP66, tough plastic box
- High-Speed Frequency Hopping
- Less Than 5 ms Latency
- Supporting the 2.4 and 5.8 GHz frequency bands.

W-DMX™ Indoor Mini Antenna

WIRELESS SOLUTIONS

50149 2.4 GHz, 2 dBi

Carr. Freq.: 2.4 GHz
Length (mm): 74 mm
Width (mm): 8.8 mm
Weight: 0.015 kg
IP Rate: IP45
Colour: Black



W-DMX™ Indoor Omni Antenna

WIRELESS SOLUTIONS

50154 2.4 GHz, 2 dBi

Carr. Freq.: 2.4 GHz
Length (mm): 108 mm
Width (mm): 10 mm
Weight: 0.008 kg
IP Rate: IP45
Colour: Black



W-DMX™ Indoor Omni Antenna

WIRELESS SOLUTIONS

50155 2.4 GHz, 5 dBi

Carr. Freq.: 2.4 GHz
Length (mm): 194 mm
Width (mm): 8.8 mm
Weight: 0.016 kg
IP Rate: IP45
Colour: Black



W-DMX™ Indoor Omni Antenna

WIRELESS SOLUTIONS

50157 2.4 GHz, 7 dBi

Carr. Freq.: 2.4 GHz
Length (mm): 294 mm
Width (mm): 13 mm
Weight: 0.016 kg
IP Rate: IP45
Colour: Black



W-DMX™ Indoor Omni Antenna

WIRELESS SOLUTIONS

50156 2.4/5.8 GHz, 2/4 dBi

Carr. Freq.: 2.4 / 5 / 5.8 GHz
Length (mm): 160 mm
Width (mm): 13 mm
Weight: 0.02 kg
IP Rate: IP45
Colour: Black



W-DMX™ Outdoor Omni Antenna

WIRELESS SOLUTIONS

50166 2.4/5.8 GHz, 3 dBi

Carr. Freq.: 2.4 / 5.8 GHz
Length (mm): 192.3 mm
Width (mm): 21.5 mm
Weight: 0.15 kg
IP Rate: IP65
Colour: White



W-DMX™ Outdoor Omni Antenna

WIRELESS SOLUTIONS

50184 2.4/5.8 GHz, 6/8 dBi

Carr. Freq.: 2.4 / 5.8 GHz
Length (mm): 285 mm
Width (mm): 20 mm
Weight: 0.095 kg
IP Rate: IP65
Colour: White



W-DMX™ Outdoor Directional Antenna

WIRELESS SOLUTIONS

50165 2.4/5.8 GHz, 8/10 dBi

Carr. Freq.: 2.4 / 5.8 GHz
Length (mm): 113 mm
Width (mm): 113 mm
Weight: 0.2 kg
IP Rate: IP65
Colour: White



Ugly Box G5

WIRELESS SOLUTIONS

50145

Carr. Freq.: 2.4 GHz
DMX Ch.: 512
Protocols: DMX
Pwr. Conn. In.: Micro USB
Length (mm): 180 mm
Width (mm): 100 mm
Height (mm): 45 mm
Weight: 0.8 kg
IP Rate: IP41
Colour: Black



W-DMX™ USB Dongle

WIRELESS SOLUTIONS

50174

Carr. Freq.: 2.4 / 5 / 5.8 GHz
DMX Conn. out: XLR 5P
Length (mm): 78 mm
Width (mm): 40 mm
Height (mm): 35 mm
Weight: 0.107 kg
IP Rate: IP20(indoor use only)
Colour: Black





Single 3

50395 1-Channel DMX Dimmer

SHOWTEC

Specifications:

Ctrl. Mode: DMX / Static Dimmer
 DMX Ch.: 1
 Pwr. Supp.: 240 VAC 50-60 Hz
 Out. /Ch. (A): 10 A
 Pwr. Conn. In.: Schuko Plug
 Pwr. Conn. Out.: Schuko Socket

DMX Conn. in: XLR 3P
 DMX Conn. out: XLR 3P
 Length (mm): 237 mm
 Width (mm): 140 mm
 Height (mm): 60 mm
 Weight: 1.82 kg
 Housing: Metal
 Colour: Black

FEATURES:

- Can be mounted to the fixture directly
- 10 A output
- Manual dim function
- Max output function



Single DP-1

50396 1-Channel DMX Dimming / Switch Pack

SHOWTEC

Specifications:

Ctrl. Mode: DMX / Manual
 DMX Ch.: 1
 Pwr. Supp.: 240 VAC 50-60 Hz
 Out. /Ch. (A): 10 A
 Pwr. Conn. In.: Schuko Plug
 Pwr. Conn. Out.: Schuko Socket

DMX Conn. in: XLR 3P
 DMX Conn. out: XLR 3P
 Length (mm): 100 mm
 Width (mm): 80 mm
 Height (mm): 195 mm
 Weight: 1.4 kg
 Housing: Metal
 Colour: Grey

FEATURES:

- 50 mm dimming slider
- Dim and switch function
- DMX control
- Capacitive load 10 A, Inductive load 3 A

50396CH 1-Kanal DMX Dimmer-/Switch-Pack, 2kW mit Schweizer Stecker/Steckdosen



Single WDP-1

50756 1-Channel Wireless Dimming Pack

SHOWTEC

Specifications:

Ctrl. Mode:	DMX / Manual	DMX Conn. in:	XLR 3P
DMX Ch.:	1	DMX Conn. out:	XLR 3P
WL:	WL DMX	Cable Length:	1 m
Pwr. Supp.:	240 VAC 50-60 Hz	Length (mm):	100 mm
Out. /Ch. (A):	10 A	Width (mm):	95 mm
Pwr. Conn. In.:	Schuko Plug	Height (mm):	273 mm
Pwr. Conn. Out.:	Schuko Socket	Weight:	1.4 kg
		Housing:	Metal
		Colour:	Grey

FEATURES:

- 50 mm dimming slider
- Wireless DMX receiver built-in
- Compact All-in-one housing
- Applicable as W-DMX receiver



Single WDP-1 Pro

50758 1-Channel Wireless Dimming Pack

SHOWTEC

Specifications:

Ctrl. Mode:	DMX / Manual	DMX Conn. in:	XLR 5P
DMX Ch.:	1	DMX Conn. out:	XLR 5P
WL:	WL DMX	Length (mm):	134 mm
Pwr. Supp.:	240 VAC 50-60 Hz	Width (mm):	99 mm
Out. /Ch. (A):	10 A	Height (mm):	293 mm
Pwr. Conn. In.:	powerCON TRUE1 In (Male)	Weight:	1.4 kg
Pwr. Conn. Out.:	CEE3P 16 A	Housing:	Metal
		Colour:	Black / Grey

FEATURES:

- Wireless DMX receiver built-in
- Applicable as W-DMX receiver
- powerCON TRUE1 Input
- 5-pin DMX connectors
- CEE 16 A 3-pin output (max 10 A output)





DIM-4

50442 4-Channel Dimmer Pack - 3 A per Channel

SHOWTEC

Specifications:

Ctrl. Mode: Built-in Program / DMX / Sound
 DMX Ch.: 1 / 2 / 4
 Pwr. Supp.: 220V-240 VAC 50 Hz
 Out. /Ch. (A): 3 A
 Pwr. Conn. In.: Schuko Plug
 Pwr. Conn. Out.: Schuko Socket

DMX Conn. in: XLR 3P
 DMX Conn. out: XLR 3P
 Cable Length: 1.5 m
 Length (mm): 220 mm
 Width (mm): 82 mm
 Height (mm): 275 mm
 Weight: 3.5 kg
 Housing: Metal
 Colour: Grey

FEATURES:

- Music controlled
- Schuko Outlets
- DMX512 4-Ch Dimmer pack
- 16 built-in programs
- Stand-alone function

50442CH DIM-4: 4-Kanal Dimmerpack, DMX, 4 x 3A mit Schweizer Stecker/Steckdosen



DIM-4LC

50443 4-Channel Dimmer Pack with local Control - 3 A per Channel

SHOWTEC

Specifications:

Ctrl. Mode: Built-in Program / DMX / Manual / Sound
 DMX Ch.: 1 / 2 / 4
 Pwr. Supp.: 220V-240 VAC 50 Hz
 Out. /Ch. (A): 3 A
 Pwr. Conn. In.: Schuko Plug
 Pwr. Conn. Out.: Schuko Socket

DMX Conn. in: XLR 3P
 DMX Conn. out: XLR 3P
 Cable Length: 1.5 m
 Length (mm): 220 mm
 Width (mm): 82 mm
 Height (mm): 275 mm
 Weight: 3.5 kg
 Housing: Metal
 Colour: Grey

FEATURES:

- Music controlled
- Schuko Outlets
- DMX512 4-Ch Dimmer pack
- Local Control Faders
- Stand-alone function



TED Pack Single

50444 1-Channel Dimmer Pack

SHOWTEC

Specifications:

Ctrl. Mode: DMX / Local Control / Manual
 Protocols: DMX / RDM
 DMX Ch.: 1 / 2
 Pwr. Supp.: 220V-240 VAC 50 Hz
 Out. /Ch. (A): 2 A
 Pwr. Conn. In.: Pro Power Blue

Pwr. Conn. Out.: ProPower Grey
 DMX Conn. in: XLR 3P / XLR 5P
 DMX Conn. out: XLR 3P / XLR 5P
 Length (mm): 221 mm
 Width (mm): 105 mm
 Height (mm): 80 mm
 Weight: 1.3 kg
 Housing: Metal
 Colour: Black

FEATURES:

- Leading and trailing edge dimming
- 4 dimmer curves for conventional and LED lights
- Special Effects mode with safety channel
- Mounting holes on top and backside

TED Pack

50446 4-Channel Dimmer Pack

SHOWTEC

Specifications:

Ctrl. Mode: DMX / Local Control / Manual
 Protocols: DMX / RDM
 DMX Ch.: 1 / 2 / 3 / 4 / 5
 Pwr. Supp.: 220V-240 VAC 50 Hz
 Out. /Ch. (A): 2 A
 Pwr. Conn. In.: Pro Power Blue

Pwr. Conn. Out.: ProPower Grey
 DMX Conn. in: XLR 3P / XLR 5P
 DMX Conn. out: XLR 3P / XLR 5P
 Length (mm): 240 mm
 Width (mm): 230 mm
 Height (mm): 92 mm
 Weight: 2.7 kg
 Housing: Metal
 Colour: Black

FEATURES:

- Leading and trailing edge dimming
- 4 dimmer curves for conventional and LED lights
- Special Effects mode with safety channel
- Quick-Lock bracket attachable to top and backside



TED Pack LC

50447 4-Channel Dimmer Pack with local Control

SHOWTEC

Specifications:

Ctrl. Mode: DMX / Local Control / Manual
 Protocols: DMX / RDM
 DMX Ch.: 1 / 2 / 3 / 4 / 5
 Pwr. Supp.: 220V-240 VAC 50 Hz
 Out. /Ch. (A): 2 A
 Pwr. Conn. In.: Pro Power Blue

Pwr. Conn. Out.: ProPower Grey
 DMX Conn. in: XLR 3P / XLR 5P
 DMX Conn. out: XLR 3P / XLR 5P
 Length (mm): 240 mm
 Width (mm): 230 mm
 Height (mm): 92 mm
 Weight: 2.8 kg
 Housing: Metal
 Colour: Black

FEATURES:

- Leading and trailing edge dimming
- 4 dimmer curves for conventional and LED lights
- Special Effects mode with safety channel
- Quick-Lock bracket attachable to top and backside



Lightbrick

50370 4-Channel Dimming Pack DMX

SHOWTEC

Specifications:


Ctrl. Mode: Built-in Program / Manual / Sound / Static Dimmer
 DMX Ch.: 4
 Pwr. Supp.: 240 VAC 50-60 Hz
 Out. /Ch. (A): 5 A
 Pwr. Conn. In.: Schuko Plug
 Pwr. Conn. Out.: Schuko Socket

DMX Conn. in: XLR 3P
 DMX Conn. out: XLR 3P
 Cable Length: 1.3 m
 Length (mm): 325 mm
 Width (mm): 105 mm
 Height (mm): 150 mm
 Weight: 3 kg
 Housing: Metal / Plastic
 Colour: Black

FEATURES:

- Each channel can be patched
- Built-in chaser with 16 programs
- Preheat function
- Manual dimmer





DDP-610 MKII

50754 6 Ch DigiDimming Pack, 10 A Fuse, 16-pin Multipin

SHOWTEC


Specifications:

Ctrl. Mode: Built-in Program / DMX
DMX Ch.: 6
Pwr. Supp.: 400 VAC 3 Phase
Out. /Ch. (A): 10 A
Pwr. Conn. In.: CEE5P 32 A
Pwr. Conn. Out.: HAN16 Out
DMX Conn. in: XLR 3P

DMX Conn. out: XLR 3P
Cable Length: 2 m
Length (mm): 483 mm
Width (mm): 88 mm
Height (mm): 380 mm
Weight: 12 kg
Housing: Metal
Colour: Grey

FEATURES:

- 6 channels
- Selectable Dimming Curves
- Built-in Circuit breakers
- Robust and reliable



DDP-610 MKII

50755 6 Ch DigiDimming Pack, 10 A Fuse, Schuko

SHOWTEC


Specifications:

Ctrl. Mode: 0-10 VDC / Built-in Program / DMX / Manual
DMX Ch.: 6
Pwr. Supp.: 400 VAC 3 Phase
Out. /Ch. (A): 10 A
Pwr. Conn. In.: CEE5P 32 A
Pwr. Conn. Out.: Schuko Socket

DMX Conn. in: XLR 3P
DMX Conn. out: XLR 3P
Cable Length: 1.5 m
Length (mm): 483 mm
Width (mm): 88 mm
Height (mm): 380 mm
Weight: 12 kg
Housing: Metal
Colour: Grey

FEATURES:

- 6 channels
- Selectable Dimming Curves
- Built-in Circuit breakers
- Robust and reliable



DDP-610 MKII

50757 6 Ch DigiDimming Pack, 10 A Fuse, Terminal

SHOWTEC

Specifications:

Ctrl. Mode: 0-10 VDC / Built-in Program / DMX / Manual
DMX Ch.: 6
Pwr. Supp.: 400 VAC 3 Phase
Out. /Ch. (A): 10 A
Pwr. Conn. In.: Terminal
Pwr. Conn. Out.: Terminal

DMX Conn. in: XLR 3P
DMX Conn. out: XLR 3P
Cable Length: 483 mm
Length (mm): 380 mm
Width (mm): 88 mm
Height (mm): 380 mm
Weight: 12 kg
Housing: Metal
Colour: Grey

FEATURES:

- 6 channels
- Selectable Dimming Curves
- Built-in Circuit breakers
- Robust and reliable

LED Dim-8 Install

50413 DIN Rail

SHOWTEC

Specifications:

Ctrl. Mode:	DMX / IR / Manual / Remote	DMX Conn. in:	Phoenix
DMX Ch.:	8	DMX Conn. out:	Phoenix
Pwr. Supp.:	12-24 VDC	Length (mm):	106 mm
Out. Volt.:	12-24 VDC	Width (mm):	87 mm
Pwr. Cons.:	5 W	Height (mm):	58 mm
Output Current (mA):	25000 mA	Weight:	0.18 kg
Pwr. Conn. In.:	Phoenix	Housing:	Plastic
		Colour:	Grey
		DIN Rail Spacing:	35 mm

FEATURES:

- Wide range input voltage
- 2 PWM Groups (RGBW)
- Selectable PWM frequency
- IR Remote control (50547)
- DIN EN43880 form factor
- DIN EN60715 rail system



SPI-2 Install

50412 DIN Rail

SHOWTEC

Specifications:

Ctrl. Mode:	Art-Net / DMX / TCP IPv4	DMX Conn. out:	Phoenix
DMX Ch.:	512	Data Conn. In:	RJ45
Pwr. Supp.:	12-36 VDC	Length (mm):	106 mm
Out. Volt.:	12-36 VDC	Width (mm):	87 mm
Pwr. Cons.:	6 W	Height (mm):	58 mm
Pwr. Conn. In.:	Phoenix	Weight:	0.185 kg
DMX Conn. in:	Phoenix	Housing:	Plastic
		Colour:	Grey
		DIN Rail Spacing:	35 mm

FEATURES:

- Wide range input voltage
- 2 x 960 pixel outputs
- Remote setup interface
- Art-Net, sACN and DMX 512 control
- DIN EN43880 form factor
- DIN EN60715 rail system



Kling-Force

102300 Compact Plug and Play King-Net controller

ARKAOS

Specifications:

Ctrl. Mode:	Kling-Net	Data Conn. In:	RJ45
Pwr. Supp.:	5-12 VDC	Data Conn. Out:	RJ45
Pwr. Cons.:	480 W	Length (mm):	190 mm
Out. Curr. (A):	40 A	Width (mm):	130 mm
Pwr. Conn. In.:	Terminal	Height (mm):	39 mm
Pwr. Conn. Out.:	Terminal	Weight:	0.48 kg
		Housing:	Metal
		Colour:	Black

FEATURES:

- 8-output LED Strip controller
- Suitable for all popular models
- 5 VDC up to 200 W (1600 LEDs) or 12 VDC up to 480 W (4800 LEDs)
- 2 ethernet ports
- Electrical safety



Powered Chasers Light Controllers



LP-416 50750 Channel Chaser

SHOWTEC

Specifications:

Pwr. Supp.: 220V-240 VAC 50 Hz
Out. /Ch. (A): 5 A
Pwr. Conn. In.: Schuko Plug
Pwr. Conn. Out.: Schuko Socket
DMX Conn. out: XLR 3P
Out. Ctrl Protocol: 0-10 V / DMX 512

Length (mm): 483 mm
Width (mm): 125 mm
Height (mm): 132 mm
Weight: 5.5 kg
R.U.: 3 U
Housing: Metal
Colour: Grey

FEATURES:

- 4-channel Chaser with 16 A max. load
- Background function
- 9 Built-in programs
- Multiple modes: Hold dim, Hold sound, Program speed
- Master and channel dim faders



RP-405 MKII Relay Pack

50753 Relay Pack

SHOWTEC

Specifications:

Ctrl. Mode: Auto / Built-in Program / DMX / Master Slave / Sound
DMX Ch.: 1 / 2 / 4
Pwr. Supp.: 240 VAC 50-60 Hz
Out. /Ch. (A): 5 A
Pwr. Conn. In.: Schuko Plug
Pwr. Conn. Out.: Schuko Socket

DMX Conn. in: XLR 3P
DMX Conn. out: XLR 3P
Cable Length: 1.3 m
Length (mm): 210 mm
Width (mm): 73 mm
Height (mm): 260 mm
Weight: 2.8 kg
Housing: Metal
Colour: Grey

FEATURES:

- 4 relays
- Patchable per channel
- Built-in programs
- DMX control
-



MultiSwitch

50357 DMX512 4-CH Switch Pack

SHOWTEC

Specifications:

Ctrl. Mode: Built-in Program / DMX
DMX Ch.: 4
Pwr. Supp.: 240 VAC 50-60 Hz
Out. /Ch. (A): 5 A
Pwr. Conn. In.: Schuko Plug
Pwr. Conn. Out.: Schuko Socket
DMX Conn. in: XLR 3P

DMX Conn. out: XLR 3P
Cable Length: 1.3 m
Length (mm): 210 mm
Width (mm): 73 mm
Height (mm): 260 mm
Weight: 2.8 kg
Housing: Metal
Colour: Grey

FEATURES:

- 4 channels output
- 16 built-in programs
- DMX control
- Master/Slave function



Switches

Light Controllers



DJ-Switch 8

50309

SHOWGEAR

Specifications:

Pwr. Supp.: 100-240 VAC 50-60 Hz
 Out. /Ch. (A): 10 A
 Pwr. Conn. In.: Schuko Plug
 Pwr. Conn. Out.: IEC C14 male
 Cable Length: 1 m

Length (mm): 484 mm
 Width (mm): 185 mm
 Height (mm): 45 mm
 Weight: 1.1 kg
 R.U.: 1 U
 Housing: Metal
 Colour: Dark Grey

FEATURES:

- Engaged switches are lit
- Fuse on front panel
- 8 IEC sockets
- Maximum 10 A per channel



DJ-Switch 6

50363

SHOWGEAR

Specifications:

Pwr. Supp.: 220V-240 VAC 50 Hz
 Out. /Ch. (A): 10 A
 Pwr. Conn. In.: Schuko Plug
 Pwr. Conn. Out.: Schuko Socket
 Cable Length: 1 m

Length (mm): 484 mm
 Width (mm): 90 mm
 Height (mm): 80 mm
 Weight: 1.62 kg
 R.U.: 2 U
 Housing: Metal
 Colour: Dark Grey

FEATURES:

- Engaged switches are lit
- Fuses per channel on front panel
- 6 Schuko sockets
- Maximum 10 A per channel



DJ-Switch 10

50364

SHOWGEAR

Specifications:

Pwr. Supp.: 220V-240 VAC 50 Hz
 Out. /Ch. (A): 10 A
 Pwr. Conn. In.: Schuko Plug
 Pwr. Conn. Out.: Schuko Socket
 Cable Length: 1 m

Length (mm): 484 mm
 Width (mm): 135 mm
 Height (mm): 120 mm
 Weight: 2.4 kg
 R.U.: 3 U
 Housing: Metal
 Colour: Dark Grey

FEATURES:

- Engaged switches are lit
- Fuses per channel on front panel
- 10 Schuko sockets
- Maximum 10 A per channel



DJ-Switch 10F

50365

SHOWGEAR

Specifications:

Pwr. Supp.: 220V-240 VAC 50 Hz
 Out. /Ch. (A): 10 A
 Pwr. Conn. In.: Schuko Plug
 Pwr. Conn. Out.: Schuko Socket
 Cable Length: 1 m

Length (mm): 484 mm
 Width (mm): 135 mm
 Height (mm): 120 mm
 Weight: 2.65 kg
 R.U.: 3 U
 Housing: Metal
 Colour: Dark Grey

FEATURES:

- Engaged switches are lit
- Flash buttons to quickly flash an output
- Fuses per channel on front panel
- 10 Schuko sockets
- Maximum 10 A per channel

Dust Cover for Chimp 100

INFINITY

55001



Dustcover for Chimp 300

INFINITY

55011



Dustcover for Banana Wing

INFINITY

55021



Dust Cover for Lampy 20

SHOWTEC

50738 Fabric - black



Dust Cover for Lampy 40

SHOWTEC

50739 Fabric - black



Quick DMX IR Remote

SHOWTEC

50053 Optional Remote for 512 plus



Moving Lights Spot

Moving Lights



iS-100 set

INFINITY

41500SET01 2pcs with Premium flightcase

Flightcase measurements including 2 units of iS-100:

Dimensions: 721 x 535 x 911mm
 Wheels: 4x 100mm swivel with brake
 Weight: 71,1kg



Case for 2x iS-100

D7234 Premium Line

iS-100

41500 100 W LED Spot

INFINITY

Specifications:



Light Src. Type: LED
 Light Src. Quant.: 1
 Light Src. Pwr.: 100 W
 Lumen Total: 5000 lm
 Zoom: Motorised
 Focus: Motorised
 Iris: Motorised
 Ctrl. Mode: Built-in Program / DMX / Manual
 DMX Ch.: 16 / 19
 Protocols: DMX
 WL: Optional
 Display: Batt. / Gravity Sensor / LCD
 Dimmer: 0-100 %
 Strobe: 0-20 Hz
 Prism 1: 3-facet
 Colour Sys.: Colour Wheel

Dichroic Colour Wheel 1: 8 + Open
 Gobo Sys.: Glass + Metal
 Gobo Wheel Ind. & Rot.: Yes
 Gobo Wheel 1: 7 + Open
 Gobo Wheel 2: 8 + Open
 Pan: 540 °
 Tilt: 270 °
 Pwr. Supp.: 100-240 VAC 50-60 Hz
 Pwr. Cons.: 220 W
 Pwr. Conn. In.: powerCON Blue
 Pwr. Conn. Out.: powerCON Grey
 DMX Conn.: XLR 3P In/Out / XLR 5P In/Out
 Length (mm): 306 mm
 Width (mm): 303 mm
 Height (mm): 485 mm
 Weight: 16.5 kg
 IP Rate: IP20 (indoor use only)
 Housing: Metal / Plastic
 Colour: Black



FEATURES:

- Motorised Iris & Focus
- Covers with quick lock screws
- Fast colour & gobo changes
- Fast movement through high torque motors
- Battery powered menu



Moving Lights Spot
Moving Lights



Case for 2x iS-250

D7258 Premium Line

iS-250 set

INFINITY

41502SET01 2pcs with Premium flightcase

Flightcase measurements including 2 units of iS-250:

Dimensions: 790 x 580 x 790mm
Wheels: 4x 100mm swivel with brake
Weight: 106,1kg



iS-250

41502 250 W LED Spot

INFINITY

Specifications:

Light Src. Type:	LED	Colour Sys.:	Colour Wheel
Light Src. Quant. :	1	Dichroic Colour Wheel 1:	7 + Open
Light Src. Pwr.:	250 W	Dichroic Colour Wheel 2:	7 + Open
Lumen Total:	9635 lm	Gobo Sys.:	Glass + Metal
CCT:	7000 K	Gobo Wheel Ind. & Rot.:	Yes
Zoom:	Motorised	Gobo Wheel 1:	7 + Open
Zoom Min.:	12°	Gobo Wheel 2:	8 + Open
Zoom Max.:	27°	Pan:	540°
Frost:	Yes	Tilt:	270°
Focus:	Motorised	Pwr. Supp.:	100-240 VAC 50-60 Hz
Iris:	Motorised	Pwr. Cons.:	420 W
Ctrl. Mode:	Built-in Program / DMX / Manual	Pwr. Conn. In.:	powerCON Blue
DMX Ch.:	21 / 27	Pwr. Conn. Out.:	powerCON Grey
Protocols:	DMX	DMX Conn.:	XLR 3P In/Out / XLR 5P In/Out
WL:	Optional	Length (mm):	420 mm
Display:	Gravity Sensor / LCD	Width (mm):	346 mm
Dimmer:	0-100 %	Height (mm):	582 mm
Strobe:	0-20 Hz	Weight:	25.5 kg
Prism 1:	3-facet	IP Rate:	IP20 (indoor use only)
		Housing:	Metal / Plastic
		Colour:	Black

FEATURES:

- Zoom range 12°–27°
- Motorised Iris & Focus
- Frost filter
- Fast movement through high torque motors
- Battery powered menu

Moving Lights Spot

Moving Lights



Case for 2x Furion S201
D7265 Premium Line

S201 Spot

41505 Furion Series

INFINITY

Specifications:


Light Src. Type: LED
 Light Src. Quant.: 1
 Light Src. Pwr.: 150 W
 Refresh Rate (min): 600 Hz
 Refresh Rate (max): 15 kHz
 Lumen Total: 9500 lm
 CCT: 7500 K
 Zoom: Motorised
 Zoom Min.: 12 °
 Zoom Max.: 30 °
 Focus: Motorised
 Ctrl. Mode: Built-in Program / DMX / Manual
 DMX Ch.: 17 / 23
 Protocols: Art-Net / DMX / RDM / sACN
 WL: WL DMX
 Display: Batt. / Gravity Sensor / LCD / Touch
 Dimmer: 0-100 %
 Prism 1: 3-facet

Colour Sys.: Colour Wheel
 Dichroic Colour Wheel 1: 7 + Open
 Dichroic Colour Wheel 2: 8 + Open
 Gobo Sys.: Glass + Metal
 Gobo Wheel 1: 6 + Open
 Gobo Wheel 2: 7 + Open
 Pan: 540 °
 Tilt: 270 °
 Pwr. Supp.: 100-240 VAC 50-60 Hz
 Pwr. Cons.: 330 W
 Pwr. Conn. In.: powerCON TRUE1 In (Male)
 Pwr. Conn. Out.: powerCON TRUE1 Out (Female)
 DMX Conn.: XLR 5P In/Out
 Length (mm): 390 mm
 Width (mm): 285 mm
 Height (mm): 570 mm
 Weight: 20.3 kg
 IP Rate: IP20(indoor use only)
 Housing: Metal / Plastic
 Colour: Black



FEATURES:

- 1:2.5 Zoom range 12 – 30°
- 3-facet rotating prism
- Fixture orientated auto pan invert
- Onboard W-DMX by Wireless Solutions Sweden



Moving Lights Spot
Moving Lights





Case for 2x Furion S401
D7266 Premium Line



S401 Spot

41506 Furion Series

INFINITY

Specifications:

Light Src. Type:	LED	Prism 1:	3-facet
Light Src. Quant. :	1	Prism 2:	5-facet
Light Src. Pwr.:	350 W	Anim. Wheel:	Yes + Digital Motion FX
Refresh Rate (min):	600 Hz	Colour Sys.:	Colour Wheel CMY+CTO
Refresh Rate (max):	15 kHz	Dichroic Colour Wheel 1:	7 + Open
Lumen Total:	11096 lm	Gobo Sys.:	Glass + Metal
CRI:	80	Gobo Wheel Ind. & Rot.:	Yes
CCT:	7500 K	Gobo Wheel 1:	6 + Open
Zoom:	Motorised	Gobo Wheel 2:	7 + Open
Zoom Min.:	6 °	Pan:	540 °
Zoom Max.:	30 °	Tilt:	270 °
Frost:	Yes	Pwr. Supp.:	100-240 VAC 50-60 Hz
Focus:	Motorised	Pwr. Cons.:	610 W
Iris:	Motorised	Pwr. Conn. In.:	powerCON TRUE1 In (Male)
Ctrl. Mode:	Built-in Program / DMX / Manual	Pwr. Conn. Out.:	powerCON TRUE1 Out (Female)
DMX Ch.:	26 / 37	DMX Conn.:	XLR 5P In/Out
Protocols:	Art-Net / DMX / RDM / sACN	Length (mm):	390 mm
WL:	WL DMX	Width (mm):	285 mm
Display:	Batt. / Gravity Sensor / LCD / Touch	Height (mm):	674 mm
Dimmer:	0-100 %	Weight:	29 kg
Strobe:	0-20 Hz	IP Rate:	IP20(indoor use only)
		Housing:	Metal / Plastic
		Colour:	Black

FEATURES:

- 1:5 Zoom range 6 – 30°
- 16-bit prism & gobo index
- CMY + CTO Colour mix system
- Continuous Bi-rotating Animation Wheel
- Onboard W-DMX by Wireless Solutions Sweden

Moving Lights Spot

Moving Lights



Case for 2x Furion S601
D7267 Premium Line

S601 Profile

41507 Furion Series

INFINITY

Specifications:

Light Src. Type:	LED	Prism 1:	3-facet
Light Src. Quant. :	1	Prism 2:	5-facet
Light Src. Pwr.:	500 W	Anim. Wheel:	Yes + Digital Motion FX
Refresh Rate (min):	600 Hz	Framing Shut.:	Motorised
Refresh Rate (max):	15 kHz	Colour Sys.:	Colour Wheel
Lumen Total:	13500 lm	Dichroic Colour Wheel 1:	6 + Open
CRI:	80	Gobo Sys.:	Glass + Metal
CCT:	6500 K	Gobo Wheel Ind. & Rot.:	Yes
Zoom:	Motorised	Gobo Wheel 1:	6 + Open
Zoom Min.:	6.5 °	Gobo Wheel 2:	5 + Open
Zoom Max.:	45 °	Pan:	540 °
Frost:	Yes	Tilt:	270 °
Focus:	Motorised	Pwr. Supp.:	100-240 VAC 50-60 Hz
Iris:	Motorised	Pwr. Cons.:	730 W
Ctrl. Mode:	DMX / Manual / Stand Alone	Pwr. Conn. In.:	powerCON TRUE1 In (Male)
DMX Ch.:	37 / 56 / 57	Pwr. Conn. Out.:	powerCON TRUE1 Out (Female)
Protocols:	Art-Net / DMX / RDM / sACN	DMX Conn.:	XLR 5P In/Out
WL:	WL DMX	Length (mm):	284 mm
Display:	Batt. / Gravity Sensor / LCD / Touch	Width (mm):	420 mm
Dimmer:	0-100 %	Height (mm):	748 mm
Strobe:	0-20 Hz	Weight:	35.6 kg
Shutter:	Yes	IP Rate:	IP20(indoor use only)
		Housing:	Metal / Plastic
		Colour:	Black


FEATURES:

- 1:7 Zoom range 6.5 – 45°
- 500 W LED Source
- CMY + CTO Colour mix system
- Continuous Bi-rotating Animation Wheel
- 4 dual axis moving blade system





Moving Lights Spot
Moving Lights





Case for 4 x Kanjo 10 / 60
D7033 Value Line Flight Case



Kanjo Spot 10 45010 10 W LED Spot Moving Head

SHOWTEC

Specifications:

Light Src. Type:	LED	Gobo Sys.:	Metal
Light Src. Quant. :	1	Gobo Wheel Ind. & Rot.:	Yes
Light Src. Pwr.:	10 W	Gobo Wheel 1:	7 + Open
Lumen Total:	4500 lm	Pan:	540 °
CCT:	7000 K	Tilt:	230 °
Focus:	Manual	Pwr. Supp.:	100-240 VAC 50-60 Hz
Ctrl. Mode:	DMX	Pwr. Cons.:	26 W
DMX Ch.:	8 / 10	Pwr. Conn. In.:	IEC C13 female
Protocols:	DMX	DMX Conn.:	XLR 3P In/Out
Display:	7-segment	Length (mm):	145 mm
Dimmer:	0-100 %	Width (mm):	160 mm
Strobe:	0-20 Hz	Height (mm):	270 mm
Colour Sys.:	Colour Wheel	Weight:	3 kg
Dichroic Colour Wheel 1:	7 + Open	IP Rate:	IP20(indoor use only)
		Housing:	Plastic
		Colour:	Black

FEATURES:

- 10 W LED Moving Head
- 7 fixed gobos + open
- 7 colours + white
- Dimmer and strobe function
- DMX and Master/Slave control
- Manual focus for sharp-outlined projections
- Compact, one-clamp-mount design

Moving Lights Spot

Moving Lights



Case for 4 x Kanjo 10 / 60
D7033 Value Line Flight Case

Kanjo Spot 60

45011 60 W LED Spot Moving Head

SHOWTEC

Specifications:


Light Src. Type: LED
 Light Src. Quant.: 1
 Light Src. Pwr.: 60 W
 Lumen Total: 16400 lm
 CCT: 7500 K
 Zoom: Manual
 Focus: Manual
 Ctrl. Mode: Auto / DMX / Master Slave / Sound
 DMX Ch.: 8 / 10
 Protocols: DMX
 Display: 7-segment
 Dimmer: 0-100 %
 Strobe: 0-20 Hz
 Colour Sys.: Colour Wheel

Dichroic Colour Wheel 1: 7 + Open
 Gobo Sys.: Metal
 Gobo Wheel Ind. & Rot.: Yes
 Gobo Wheel 1: 7 + Open
 Pan: 540 °
 Tilt: 270 °
 Pwr. Supp.: 100-240 VAC 50-60 Hz
 Pwr. Cons.: 100 W
 Pwr. Conn. In.: IEC C13 female
 DMX Conn.: XLR 3P In/Out
 Length (mm): 145 mm
 Width (mm): 160 mm
 Height (mm): 265 mm
 Weight: 3 kg
 IP Rate: IP20(indoor use only)
 Housing: Plastic
 Colour: Black

FEATURES:

- 60 W LED Moving Head
- 7 fixed gobos + open
- 7 colours + white
- Dimmer and strobe function
- DMX and Master/Slave control
- Manual focus
- Compact, one-clamp-mount design





Moving Lights Spot
Moving Lights





Case for 2x Shark Spot / Wash / Zoom / Combi

D7048 Value Line Flight Case



Shark Spot One

45023 Compact 60 W LED Spot Moving Head

SHOWTEC

Specifications:

Light Src. Type:	LED	Dichroic Colour Wheel 1:	7 + Open
Light Src. Quant. :	1	Gobo Sys.:	Glass + Metal
Light Src. Pwr.:	60 W	Gobo Wheel Ind. & Rot.:	Yes
Lumen Total:	800 lm	Gobo Wheel 1:	5 + Open
CCT:	8000 K	Pan:	540 °
Zoom:	Motorised	Tilt:	200 °
Focus:	Motorised	Pwr. Supp.:	100-240 VAC 50-60 Hz
Ctrl. Mode:	Auto / DMX / Master Slave / Remote / Sound	Pwr. Cons.:	110 W
DMX Ch.:	8 / 14	Pwr. Conn. In.:	IEC C13 female
Protocols:	DMX	DMX Conn.:	XLR 3P In/Out
Display:	OLED	Length (mm):	214 mm
Dimmer:	0-100 %	Width (mm):	144 mm
Strobe:	0-20 Hz	Height (mm):	335 mm
Prism 1:	3-facet	Weight:	4,6 kg
Colour Sys.:	Colour Wheel	IP Rate:	IP20 (indoor use only)
		Housing:	Metal / Plastic
		Colour:	Black

FEATURES:

- 60 W Spot Moving Head with 15° fixed beam angle
- 5 gobos + open & 7 colours + white
- 3-facet prism & motorised focus
- Infrared remote included
- Compact, one-clamp-mount design
- DMX and Master/Slave control
- Suitable for 2-unit DAP D7048 and 4-unit DAP D7049 case

Moving Lights Spot

Moving Lights



Case for 2x Shark Spot / Wash / Zoom / Combi
D7048 Value Line Flight Case

Shark Combi Spot One

45022 6 x 8 W RGBW LED Wash and Spot Moving Head

SHOWTEC

Specifications:

Light Src. Type:	LED	Dichroic Colour Wheel 1:	7 + Open
Light Src. Type Spot:	LED	Gobo Sys.:	Metal
Light Src. Quant.:	6	Gobo Wheel Ind. & Rot.:	Yes
Light Src. Pwr.:	8 W	Gobo Wheel 1:	7 + Open
Light Src. Pwr. Spot:	60 W	Pan:	540 °
Lumen Total:	30 lm	Tilt:	230 °
Focus:	Motorised	Pwr. Supp.:	100-240 VAC 50-60 Hz
Ctrl. Mode:	Auto / DMX / Master Slave / Remote / Sound	Pwr. Cons.:	110 W
DMX Ch.:	8 / 15 / 20	Pwr. Conn. In.:	IEC C13 female
Protocols:	DMX	DMX Conn.:	XLR 3P In/Out
Display:	OLED	Length (mm):	205 mm
Dimmer:	0-100 %	Width (mm):	145 mm
Strobe:	0-20 Hz	Height (mm):	330 mm
Colour Sys.:	Colour Wheel	Weight:	4.2 kg
		IP Rate:	IP20(indoor use only)
		Housing:	Plastic
		Colour:	Black



FEATURES:

- 30 W 13° Spot and 6 x 8 W 25° Wash Moving Head
- 7 gobos + open
- 7 colours + white
- Motorised focus
- Infrared remote included
- Compact, one-clamp-mound design
- DMX and Master/Slave control
- Suitable for 2-unit DAP D7048 and 4-unit DAP D7049 case



Moving Lights Spot
Moving Lights





Case for 4x Phantom 65
D7051 Flight Case



Phantom 65 Spot

40070 Compact 65 W LED Spot Moving Head - black

40071 Compact 65 W LED Spot Moving Head - white

SHOWTEC

Specifications:

Light Src. Type:	LED	Gobo Sys.:	Glass + Metal
Light Src. Quant. :	1	Gobo Wheel 1:	7 + Open
Light Src. Pwr.:	65 W	Pan:	540 °
Lumen Total:	2095 lm	Tilt:	270 °
Focus:	Manual	Cont. Movement:	No
Ctrl. Mode:	Auto / DMX / Manual	Pwr. Supp.:	100-240 VAC 50-60 Hz
	/ Master Slave / Sound	Pwr. Cons.:	130 W
DMX Ch.:	8 / 13	Pwr. Conn. In.:	Pro Power Blue
Protocols:	DMX	Pwr. Conn. Out.:	ProPower Grey
Display:	LCD	DMX Conn.:	XLR 3P In/Out
Dimmer:	0-100 %	Length (mm):	238 mm
Strobe:	0-20 Hz	Width (mm):	202 mm
Prism 1:	3-facet	Height (mm):	357 mm
Colour Sys.:	Colour Wheel	Weight:	6.2 kg
Dichroic Colour Wheel 1:	8 + Open	IP Rate:	IP20(indoor use only)
		Housing:	Metal / Plastic
		Colour:	Black

FEATURES:

- Compact 65 W LED Spot Moving Head
- 7 bi-rotating gobos + open
- 8 colours + white
- 3-facet prism
- Manually adjustable zoom
- Compact, lightweight design and one-clamp mount
- High performance / value ratio

Moving Lights Spot
Moving Lights



Case for 4x Phantom 100 / 130 / 3R

D7052 Flight Case



Phantom 100 Spot

40077 Compact 100 W LED Spot Moving Head

SHOWTEC

Specifications:

Light Src. Type:	LED	Colour Sys.:	Colour Wheel
Light Src. Quant. :	1	Dichroic Colour Wheel 1:	8 + Open
Light Src. Pwr.:	100 W	Gobo Sys.:	Glass + Metal
Lumen Total:	5500 lm	Gobo Wheel Ind. & Rot.:	Yes
Zoom:	Manual	Gobo Wheel 1:	8 + Open
Zoom Min.:	12 °	Pan:	540 °
Zoom Max.:	17 °	Tilt:	270 °
Focus:	Motorised	Pwr. Supp.:	100-240 VAC 50-60 Hz
Ctrl. Mode:	Auto / DMX / Manual / Master Slave / Sound	Pwr. Cons.:	200 W
DMX Ch.:	10 / 14	Pwr. Conn. In.:	Pro Power Blue
Protocols:	DMX	Pwr. Conn. Out.:	Pro Power Grey
WL:	Optional	DMX Conn.:	XLR 3P In/Out
Display:	LCD	Length (mm):	325 mm
Dimmer:	0-100 %	Width (mm):	210 mm
Strobe:	0-20 Hz	Height (mm):	420 mm
Prism 1:	Circular	Weight:	11.3 kg
Prism 2:	5-facet	IP Rate:	IP20 (indoor use only)
		Housing:	Metal / Plastic
		Colour:	Black

FEATURES:

- Compact 100 W LED Spot Moving Head
- 7 bi-rotating gobos + open
- 8 colours + white
- Dual rotating 3-facet circular and 5-facet linear prism
- Manually adjustable zoom
- Motorised focus
- Compact design and Quick-Lock brackets

Moving Lights Spot

Moving Lights



Case for 4x Phantom 100 / 130 / 3R

D7052 Flight Case

Phantom 130 Spot

40072 130 W LED Spot Moving Head - black

40073 130 W LED Spot Moving Head - white

SHOWTEC



Specifications:

Light Src. Type:	LED	Colour Sys.:	Colour Wheel
Light Src. Quant. :	1	Dichroic Colour Wheel 1:	7 + Open
Light Src. Pwr.:	130 W	Gobo Sys.:	Glass + Metal
Lumen Total:	5200 lm	Gobo Wheel Ind. & Rot.:	Yes
Zoom:	Motorised	Gobo Wheel 1:	7 + Open
Zoom Min.:	12 °	Gobo Wheel 2:	7 + Open
Zoom Max.:	21 °	Pan:	540 °
Focus:	Motorised	Tilt:	270 °
Ctrl. Mode:	Auto / DMX / Manual	Pwr. Supp.:	100-240 VAC 50-60 Hz
	/ Master Slave / Sound	Pwr. Cons.:	245 W
DMX Ch.:	12 / 16	Pwr. Conn. In.:	Pro Power Blue
Protocols:	DMX	Pwr. Conn. Out.:	Pro Power Grey
WL:	Optional	DMX Conn.:	XLR 3P In/Out
Display:	LCD	Length (mm):	321 mm
Dimmer:	0-100 %	Width (mm):	211 mm
Strobe:	0-20 Hz	Height (mm):	462 mm
Prism 1:	6-facet	Weight:	13 kg
Prism 2:	5-facet	IP Rate:	IP20 (indoor use only)
		Housing:	Metal / Plastic
		Colour:	Black

FEATURES:

- 130 W LED Spot Moving Head
- 6-facet circular & 5-facet linear rotating prism
- 7 fixed and 7 bi-rotating gobos + open
- 7 colours + white
- Motorised zoom and focus
- Optional W-DMX for wireless communications
- Compact design with Quick-Lock brackets





Moving Lights Spot

Moving Lights



Case for 2 x Phantom 280 Hybrid/12R Hybrid
D7063 Flight case

Phantom 250 Spot

40081 250 W Spot Moving Head

SHOWTEC

Specifications:

Light Src. Type: LED
 Light Src. Type Spot: LED
 Light Src. Quant.: 1
 Light Src. Pwr.: 250 W
 Lumen Total: 9932 lm
 CRI: 76
 CCT: 10000 K
 Zoom: Motorised
 Zoom Min.: 13 °
 Zoom Max.: 28 °
 Frost: Yes
 Focus: Motorised
 Iris: No
 Ctrl. Mode: Built-in Program / DMX / Manual
 DMX Ch.: 12 / 16
 Protocols: DMX
 WL: Optional
 Display: LCD
 Dimmer: 0-100 %
 Strobe: 0-20 Hz
 Shutter: Yes

Prism 1: 6-facet
 Prism 2: 5-facet
 Colour Sys.: Double Colour Wheel
 Dichroic Colour Wheel 1: 7 + Open
 Dichroic Colour Wheel 2: 7 + Open
 Gobo Sys.: Glass + Metal
 Gobo Wheel Ind. & Rot.: Yes
 Gobo Wheel 1: 7 + Open
 Pan: 540 °
 Tilt: 270 °
 Cont. Movement: No
 Pwr. Supp.: 100-240 VAC 50-60 Hz
 Pwr. Cons.: 375 W
 Pwr. Conn. In.: Pro Power Blue
 Pwr. Conn. Out.: ProPower Grey
 DMX Conn.: XLR 3P In/Out
 Length (mm): 351 mm
 Width (mm): 220 mm
 Height (mm): 514 mm
 Weight: 18 kg
 IP Rate: IP20 Rear
 Housing: Metal / Plastic
 Colour: Black



FEATURES:

- Bright 250 watt Spot Moving Head
- Motorised zoom, focus & 2 frost filters
- 2 colour wheels with 7 colours + white
- 3 correction filters (CTB, ½ CTO & CTO)
- 7 bi-rotating gobos (6 metal, 1 glass) + open
- Optional W-DMX
- Circular & linear prism





Moving Lights Spot
Moving Lights





Case for 2 x Phantom 280 Hybrid/12R Hybrid

D7063 Flight case



Phantom 280 Hybrid

40078 280 W COB LED Hybrid Moving Head

SHOWTEC

Specifications:

Light Src. Type:	LED	Colour Sys.:	Colour Wheel
Light Src. Quant. :	1	Dichroic Colour Wheel 1:	7 + Open
Light Src. Pwr.:	280 W	Gobo Sys.:	Glass + Metal
Lumen Total:	2500 lm	Gobo Wheel Ind. & Rot.:	Yes
CCT:	7200 K	Gobo Wheel 1:	12 + Open
Zoom:	Motorised	Gobo Wheel 2:	7 + Open
Zoom Min.:	3 °	Pan:	540 °
Zoom Max.:	25.4 °	Tilt:	270 °
Focus:	Motorised	Pwr. Supp.:	100-240 VAC 50-60 Hz
Ctrl. Mode:	Built-in Program / DMX / Manual	Pwr. Cons.:	395 W
DMX Ch.:	13 / 18	Pwr. Conn. In.:	Pro Power Blue
Protocols:	DMX	Pwr. Conn. Out.:	Pro Power Grey
WL:	Optional	DMX Conn.:	XLR 3P In/Out
Display:	LCD	Length (mm):	211 mm
Dimmer:	0-100 %	Width (mm):	367 mm
Strobe:	0-20 Hz	Height (mm):	610 mm
Prism 1:	3-facet	Weight:	19.4 kg
		IP Rate:	IP20 (indoor use only)
		Housing:	Metal / Plastic
		Colour:	Black

FEATURES:

- 280 W COB LED Hybrid Moving Head
- For both Spot, Wash and Beam effects
- Motorised zoom with autofocus
- Optional W-DMX (wireless)
- 12 fixed and 7 rotating gobos + open
- 3-facet circular prism
- 7 colours + white

Moving Lights Spot

Moving Lights



Polar 300 Hybrid

40102 IP65 300 W LED Hybrid Moving Head

SHOWTEC

Specifications:

Light Src. Type:	LED	Colour Sys.:	CMY Colour Wheel+CMY
Light Src. Quant. :	1	Dichroic Colour Wheel 1:	8 + Open
Light Src. Pwr.:	300 W	Gobo Sys.:	Metal
Refresh Rate (min):	1200 Hz	Gobo Wheel Ind. & Rot.:	Yes
Refresh Rate (max):	25000 kHz	Gobo Wheel 1:	8 + Open
Lumen Total:	71250 lm	Gobo Wheel 2:	12 + Open
Zoom:	Motorised	Pan:	540 °
Zoom Min.:	3 °	Tilt:	220 °
Zoom Max.:	30 °	Pwr. Supp.:	100-240 VAC 50-60 Hz
Frost:	Yes	Pwr. Cons.:	400 W
Focus:	Motorised	Pwr. Conn. In.:	Pro Power TRUE1 In (Male)
Ctrl. Mode:	Built-in Program / DMX	Pwr. Conn. Out.:	ProPower TRUE1 Out (Female)
DMX Ch.:	20 / 24 / 28	DMX Conn.:	XLR 5P In/Out
Protocols:	Art-Net / DMX / RDM / sACN	Length (mm):	416 mm
WL:	WL DMX	Width (mm):	356 mm
Display:	OLED / Touch	Height (mm):	670 mm
Dimmer:	0-100 %	Weight:	34.6 kg
Strobe:	0-25 Hz	IP Rate:	IP65
Prism 1:	5-facet	Housing:	Aluminum die-cast
		Colour:	Black


FEATURES:

- 300 W Hybrid Moving Head
- Wide motorised zoom (beam to wash)
- IP65 (dust and water resistant, fit for outdoor use)
- Motorised linear focus
- 8 bi-rotational and 12 static gobos + open
- 8 colours + white
- 5-facet circular rotating prism
- DMX control, Art-Net, RDM, sACN and W-DMX (wireless)





Moving Lights Wash
Moving Lights





iW-720 set

INFINITY

41524SET01 6pcs with Premium flightcase

Flightcase measurements including 6 units of iW-720:

Dimensions: 627 x 571 x 1163mm
Wheels: 4x 100mm swivel with brake
Weight: 93,56kg



Case for 6x iW-720

D7237 Premium Line



iW-720 RDM

41524 RGBW Wash, Electronic Zoom

INFINITY

Specifications:

Light Src. Type:	LED	Strobe:	0-20 Hz
Light Src. Quant. :	7	Pan:	540 °
Light Src. Pwr.:	20 W	Tilt:	270 °
Lumen Total:	1767 lm	Pwr. Supp.:	100-240 VAC 50-60 Hz
Zoom:	Motorised	Pwr. Cons.:	190 W
Zoom Min.:	7 °	Pwr. Conn. In.:	powerCON Blue
Zoom Max.:	50 °	Pwr. Conn. Out.:	powerCON Grey
Ctrl. Mode:	Auto / DMX / Master Slave	DMX Conn.:	XLR 3P In/Out
DMX Ch.:	14 / 16 / 29	Length (mm):	390 mm
Protocols:	DMX / RDM	Width (mm):	285 mm
Display:	LCD	Height (mm):	197 mm
Zone Sect. Control:	4 sections	Weight:	8 kg
Dimmer:	0-100 %	IP Rate:	IP20(indoor use only)
		Housing:	Metal / Plastic
		Colour:	Black

FEATURES:

- Motorised Zoom
- 4-section control
- Ultra fast movement through high torque motors
- Battery-powered menu

Moving Lights Wash

Moving Lights



Case for 2x iW-1915

D7028 Flight Case

iW-1915 set

INFINITY

41523SET01 2pcs with Premium flightcase

Flightcase measurements including 2 units of iW-1915:

Dimensions: 780 x 595 x 695mm
 Wheels: 4x 100mm swivel with brake
 Weight: 64,4kg



iW-1915 Pixel

41523 RGBW Wash, Zoom, Pixel Control

INFINITY

Specifications:

Light Src. Type:	LED	Display:	LCD
Light Src. Quant. :	19	Zone Sect. Control:	19 sections
Light Src. Pwr.:	15 W	Dimmer:	0-100 %
Refresh Rate (min):	600 Hz	Strobe:	0-20 Hz
Refresh Rate (max):	15 kHz	Pan:	540 °
Lumen Total:	5381 lm	Tilt:	270 °
CRI:	80	Pwr. Supp.:	100-240 VAC 50-60 Hz
CCT:	7000 K	Pwr. Cons.:	415 W
Zoom:	Motorised	Pwr. Conn. In.:	powerCON Blue
Zoom Min.:	7 °	Pwr. Conn. Out.:	powerCON Grey
Zoom Max.:	50 °	DMX Conn.:	XLR 3P In/Out / XLR 5P In/Out
Ctrl. Mode:	Built-in Program / DMX / Master Slave	Length (mm):	355 mm
DMX Ch.:	21 / 97 / 76 Art-Net + 14 DMX	Width (mm):	300 mm
Protocols:	Art-Net / DMX	Height (mm):	455 mm
WL:	Optional	Weight:	14.28 kg
		IP Rate:	IP20(indoor use only)
		Housing:	Metal / Plastic
		Colour:	Black

FEATURES:

- Motorised Zoom
- Full Pixel Control
- Clear lens with background colour effect
- Fast movement through high torque motors
- Selectable RGBW or CMY colour mixing
- Art-Net control





Moving Lights Wash
Moving Lights



Moving Lights Wash

Moving Lights



Case for 4x iW-741

D7272 Premium Line

iW-1915 set

INFINITY

41523SET01 2pcs with Premium flightcase

Flightcase measurements including 2 units of iW-1915:

Dimensions: 780 x 595 x 695mm
Wheels: 4x 100mm swivel with brake
Weight: 64,4kg



iW-741 RDM

41528 RGBW Wash, Electronic Zoom, 3P DMX

INFINITY

Specifications:

Light Src. Type:	LED	Dimmer:	0-100 %
Light Src. Quant. :	7	Strobe:	0-20 Hz
Light Src. Pwr.:	40 W	Pan:	540 °
Refresh Rate:	6000 Hz	Tilt:	270 °
Refresh Rate (min):	600 Hz	Pwr. Supp.:	100-240 VAC 50-60 Hz
Refresh Rate (max):	15 kHz	Pwr. Cons.:	295 W
Lumen Total:	3208 lm	Pwr. Conn. In.:	powerCON Blue
CRI:	78	Pwr. Conn. Out.:	powerCON Grey
Zoom Min.:	3.6 °	DMX Conn.:	XLR 3P In/Out
Zoom Max.:	60 °	Length (mm):	290 mm
Ctrl. Mode:	Auto / DMX / Master Slave	Width (mm):	204 mm
DMX Ch.:	15 / 20	Height (mm):	418 mm
Protocols:	DMX / RDM	Weight:	9.36 kg
WL:	Optional	IP Rate:	IP20(indoor use only)
Display:	LCD	Housing:	Metal / Plastic
		Colour:	Black

FEATURES:

- Ultrafast movements
- Zoom 3.6° to 60°
- Selectable PWM rate by DMX
- Battery powered display
- White Output Mode
- RDM
- 3P DMX

iW-741 RDM

415285P RGBW Wash, Electronic Zoom, 5P DMX

INFINITY

Specifications:




Light Src. Type:	LED	Dimmer:	0-100 %
Light Src. Quant. :	7	Strobe:	0-20 Hz
Light Src. Pwr.:	40 W	Pan:	540 °
Refresh Rate:	600 Hz	Tilt:	230 °
Refresh Rate (min):	600 Hz	Pwr. Supp.:	100-240 VAC 50-60 Hz
Refresh Rate (max):	15 kHz	Pwr. Cons.:	295 W
Lumen Total:	3208 lm	Pwr. Conn. In.:	powerCON Blue
CRI:	78	Pwr. Conn. Out.:	powerCON Grey
Zoom:	Motorised	DMX Conn.:	XLR 5P In/Out
Zoom Min.:	3.6 °	Length (mm):	290 mm
Zoom Max.:	60 °	Width (mm):	204 mm
Ctrl. Mode:	Auto / DMX / Master Slave	Height (mm):	418 mm
DMX Ch.:	15 / 20	Weight:	9.36 kg
Protocols:	DMX / RDM	IP Rate:	IP20(indoor use only)
WL:	Optional	Housing:	Metal / Plastic
Display:	Touch	Colour:	Black

FEATURES:

- Ultrafast movements
- Zoom 3.6° to 60°
- Selectable PWM rate by DMX
- Battery powered display
- White Output Mode
- RDM
- 5P DMX



Moving Lights Wash
Moving Lights





Case for 2x iW-1941
D7273 Premium Line



iW-1941 RDM

41529 RGBW Wash, Electronic Zoom

INFINITY

Specifications:

Light Src. Type:	LED	Zone Sect. Control:	19 sections
Light Src. Quant. :	19	Dimmer:	0-100 %
Light Src. Pwr.:	40 W	Strobe:	0-20 Hz
Refresh Rate (min):	600 Hz	Pan:	540 °
Refresh Rate (max):	15 kHz	Tilt:	270 °
Lumen Total:	8742 lm	Pwr. Supp.:	100-240 VAC 50-60 Hz
CRI:	78	Pwr. Cons.:	625 W
Zoom:	Motorised	Pwr. Conn. In.:	powerCON Blue
Zoom Min.:	3.6 °	Pwr. Conn. Out.:	powerCON Grey
Zoom Max.:	60 °	DMX Conn.:	XLR 3P In/Out / XLR 5P In/Out
Ctrl. Mode:	Auto / DMX / Master Slave	Length (mm):	365 mm
DMX Ch.:	20 / 177 / 76 Art-Net + 13 DMX	Width (mm):	304 mm
Protocols:	Art-Net / DMX / RDM	Height (mm):	468 mm
WL:	Optional	Weight:	19.26 kg
Display:	Touch	IP Rate:	IP20 (indoor use only)
		Housing:	Metal / Plastic
		Colour:	Black

FEATURES:

- Pixel control
- Zoom 3.6° to 60°
- Selectable PWM rate by DMX
- Battery powered display
- White Output Mode
- RDM

Moving Lights Wash

Moving Lights



Case for 2x iFX-640

41553 Premium Line

iFX-640

41552 6 x 40 W RGBW Effect Moving Head

INFINITY


Specifications:

Light Src. Type:	LED	Dimmer:	0-100 %
Light Src. Quant. :	6	Strobe:	0-20 Hz
Light Src. Pwr.:	40 W	Pan:	540 °
Refresh Rate (min):	600 Hz	Tilt:	270 °
Refresh Rate (max):	15 kHz	Cont. Movement:	Rotating Optics
Lumen Total:	1800 lm	Pwr. Supp.:	100-240 VAC 50-60 Hz
CRI:	80	Pwr. Cons.:	360 W
Zoom:	Motorised	Pwr. Conn. In.:	powerCON Blue
Frost:	Yes	Pwr. Conn. Out.:	powerCON Grey
Ctrl. Mode:	Auto / DMX / Manual	DMX Conn.:	XLR 5P In/Out
DMX Ch.:	24	Length (mm):	304 mm
Protocols:	DMX / RDM	Width (mm):	364 mm
WL:	Optional	Height (mm):	540 mm
Display:	Batt. / Gravity Sensor / LCD	Weight:	14.3 kg
Zone Sect. Control:	6 sections	IP Rate:	IP20(indoor use only)
		Housing:	Metal / Plastic
		Colour:	Black

FEATURES:

- 6x O-star RGBW LED Moving Head
- Continuously bi-rotating front lens
- Beam diffraction blades
- Individual Pixel Control (6 sections)
- Flower effect





Moving Lights Wash
Moving Lights





Case for 2x Shark Spot / Wash / Zoom / Combi

D7048 Value Line Flight Case



Shark Wash One

45020 7 x 12 W RGBWA-UV LED Wash Moving Head

SHOWTEC

Specifications:

Light Src. Type:	LED	Pan:	540 °
Light Src. Quant. :	12	Tilt:	230 °
Light Src. Pwr.:	12 W	Pwr. Supp.:	100-240 VAC 50-60 Hz
Lumen Total:	979 lm	Pwr. Cons.:	120 W
Ctrl. Mode:	Auto / DMX / Master Slave / Remote / Sound	Pwr. Conn. In.:	IEC C13 female
DMX Ch.:	7 / 16	DMX Conn.:	XLR 3P In/Out
Protocols:	DMX	Length (mm):	215 mm
Display:	OLED	Width (mm):	145 mm
Dimmer:	0-100 %	Height (mm):	300 mm
Strobe:	0-20 Hz	Weight:	3.8 kg
		IP Rate:	IP20(indoor use only)
		Housing:	Metal / Plastic
		Colour:	Black

FEATURES:

- 7 x 12 W RGBWA+UV LED Wash Moving Head
- 25° fixed beam angle suitable for low ceiling venues
- Compact, one-clamp-mount design
- Dimmer and strobe function
- DMX, IR and Master/Slave control
- Infrared remote included
- Suitable for 2-unit DAP D7048 and 4-unit DAP D7049 case

Moving Lights Wash

Moving Lights



Case for 2x Shark Spot / Wash / Zoom / Combi
D7048 Value Line Flight Case

Shark Zoom Wash One

45021 7 x 15 W RGBW LED Wash Moving Head

SHOWTEC


Specifications:

Light Src. Type:	LED	Dimmer:	0-100 %
Light Src. Quant. :	7	Strobe:	0-20 Hz
Light Src. Pwr.:	15 W	Pan:	540 °
Lumen Total:	1081 lm	Tilt:	230 °
CRI:	70	Pwr. Supp.:	100-240 VAC 50-60 Hz
CCT:	7200 K	Pwr. Cons.:	80 W
Zoom:	Motorised	Pwr. Conn. In.:	IEC C13 female
Zoom Min.:	6 °	DMX Conn.:	XLR 3P In/Out
Zoom Max.:	36 °	Length (mm):	215 mm
Ctrl. Mode:	Auto / DMX / Master Slave / Remote / Sound	Width (mm):	145 mm
DMX Ch.:	8 / 15	Height (mm):	300 mm
Protocols:	DMX	Weight:	4.3 kg
Display:	OLED	IP Rate:	IP20(indoor use only)
		Housing:	Metal / Plastic
		Colour:	Black

FEATURES:

- 7 x 15 W RGBW LED Wash Moving Head
- Wide motorised zoom
- Compact, one-clamp-mount design
- Dimmer and strobe function
- DMX, IR and Master/Slave control
- Infrared remote included
- Suitable for 2-unit DAP D7048 and 4-unit DAP D7049 case





Moving Lights Wash
Moving Lights





Case for 4x Phantom 100 / 180

D7062 Flight Case



Phantom 180 Wash

40031 180 W RGBW LED Wash Moving Head

SHOWTEC

Specifications:

Light Src. Type:	LED	Dimmer:	0-100 %
Light Src. Quant. :	12	Strobe:	0-20 Hz
Light Src. Pwr.:	15 W	Pan:	540 °
Lumen Total:	3920 lm	Tilt:	270 °
CRI:	75	Pwr. Supp.:	100-240 VAC 50-60 Hz
CCT:	7200 K	Pwr. Conn. In.:	220 W
Zoom:	Motorised	Pwr. Conn. Out.:	powerCON Blue
Zoom Min.:	7 °	DMX Conn.:	XLR 3P In/Out
Zoom Max.:	50 °	Length (mm):	290 mm
Ctrl. Mode:	Auto / DMX / Manual / Master Slave / Sound	Width (mm):	205 mm
DMX Ch.:	14 / 29	Height (mm):	366 mm
Protocols:	DMX	Weight:	8.5 kg
Display:	OLED	IP Rate:	IP20(indoor use only)
Zone Sect. Control:	4 sections	Housing:	Metal / Plastic
		Colour:	Black

FEATURES:

- Powerful 12x 15 W RGBW LED Wash Moving Head
- Four separate controllable sections
- Wide DMX controllable zoom range
- 16-bit pan & tilt for fast and precise movements
- Quick-Lock brackets

Moving Lights Wash

Moving Lights



Polar 340 WashFX

40101 IP65 7 x 40 W and 1 x 60 W RGBW LED Wash Moving Head

SHOWTEC

Specifications:

Light Src. Type:	LED	sACN	WL DMX
Light Src. Type Spot:	LED	WL:	OLED / Touch
Light Src. Quant. :	7	Display:	7 sections
Light Src. Quant. Spot:	1	Zone Sect. Control:	0-100 %
Light Src. Pwr.:	40 W	Dimmer:	0-25 Hz
Light Src. Pwr. Spot:	60 W	Strobe:	540 °
Refresh Rate (min):	1200 Hz	Pan:	220 °
Refresh Rate (max):	25 kHz	Tilt:	100-240 VAC 50-60 Hz
Lumen Total:	3760 lm	Pwr. Supp.:	350 W
CRI:	70	Pwr. Cons.:	Pro Power TRUE1 In (Male)
CCT:	8115 K	Pwr. Conn. In.:	Dedicated 5P IP65 In/Out
Zoom:	Motorised	DMX Conn.:	489 mm
Zoom Min.:	4.5 °	Length (mm):	416 mm
Zoom Max.:	35 °	Width (mm):	356 mm
Ctrl. Mode:	Built-in Program / DMX / Manual	Height (mm):	23.24 kg
DMX Ch.:	25 / 27 / 31 / 37 / 52	Weight:	IP65
Protocols:	Art-Net / DMX / RDM /	IP Rate:	Aluminum die-cast
		Housing:	Black
		Colour:	

FEATURES:

- 7 x 40 W & 1 x 60 W RGBW LED Flower Wash Moving Head
- Wide motorised zoom (beam to wash)
- IP65 (dust and water resistant, fit for outdoor use)
- Individual Pixel Control
- RGB LED FX Ring
- Bi-directional 8-facet prism
- DMX control, Art-Net, RDM, sACN and W-DMX (wireless)
- Compact, lightweight design






Moving Lights Wash
Moving Lights



Moving Lights Wash
Moving Lights





Polar 1920 Wash

40104 IP65 19 x 20 W RGBW LED Wash Moving Head

SHOWTEC

Specifications:

Light Src. Type:	LED	WL:	WL DMX
Light Src. Quant. :	19	Display:	Batt. / Gravity Sensor
Light Src. Pwr.:	20 W	Dimmer:	/ OLED / Touch
Refresh Rate (min):	1200 Hz	Pan:	0-100 %
Refresh Rate (max):	25 kHz	Tilt:	540 °
Lumen Total:	2017 lm	Pwr. Supp.:	220 °
CRI:	90	Pwr. Cons.:	100-240 VAC 50-60 Hz
Zoom:	Motorised	Pwr. Conn. In.:	400 W
Zoom Min.:	6 °	DMX Conn.:	Pro Power TRUE1 In (Male)
Zoom Max.:	35 °	Length (mm):	Dedicated 5P IP65 In/Out
Ctrl. Mode:	Built-in Program / DMX / Manual	Width (mm):	489 mm
DMX Ch.:	18 / 20 / 22 / 23 / 28 / 29	Height (mm):	416 mm
Protocols:	Art-Net / DMX / RDM / sACN	Weight:	356 mm
		IP Rate:	23.9 kg
		Housing:	IP65
		Colour:	Aluminum die-cast
			Black

FEATURES:

- 19 x 20 W Osram RGBW Wash Moving Head
- Wide motorised zoom range (beam to wash)
- IP65 (dust and water resistant, fit for outdoor use)
- RGB LED FX Ring
- DMX control, Art-Net, RDM, sACN and W-DMX (wireless)
- Compact and lightweight design

Moving Lights Beam

Moving Lights



Case for 2x iB-2R

D7031 Flight Case

iB-2R set

INFINITY

41531SET01 2pcs with Premium flightcase

Flightcase measurements including 2 units of iB-2R:

Dimensions: 780 x 595 x 695mm
 Wheels: 4x 100mm swivel with brake
 Weight: 76,8kg



iB-2R

41531 2R Beam, Incl. Osram Lamp

INFINITY

Specifications:

Light Src. Type: Discharge
 Light Src. Quant.: 1
 Light Src. Pwr.: 132 W
 Lumen Total: 7780 lm
 CCT: 9200 K
 Frost: Yes
 Focus: Motorised
 Ctrl. Mode: Auto / DMX / Master Slave
 DMX Ch.: 15 / 19
 Protocols: DMX
 WL: Optional
 Display: Batt. / Gravity Sensor / LCD
 Dimmer: 0-100 %
 Strobe: 0-20 Hz
 Prism 1: 5-facet / Linear
 Prism 2: 8 -facet / Circular
 Prism Overlay: Yes

Colour Sys.: Colour Wheel
 Gobo Sys.: Metal
 Gobo Wheel 1: 17 + Open
 Pan: 540 °
 Tilt: 270 °
 Pwr. Supp.: 100-240 VAC 50-60 Hz
 Pwr. Cons.: 265 W
 Pwr. Conn. In.: powerCON Blue
 Pwr. Conn. Out.: powerCON Grey
 DMX Conn.: XLR 3P In/Out / XLR 5P In/Out
 Length (mm): 303 mm
 Width (mm): 366 mm
 Height (mm): 475 mm
 Weight: 17.5 kg
 IP Rate: IP20(indoor use only)
 Housing: Metal / Plastic
 Colour: Black




FEATURES:

- 8-facet & linear prism
- Colour bump capabilities
- Fast movement through high torque motors
- Battery-powered menu





Moving Lights Beam
Moving Lights



Case for 2x Furion B401

D7268 Premium Line



B401 Beam

41533 Furion Series

INFINITY

Specifications:

Light Src. Type:	Discharge	Colour Sys.:	Colour Wheel
Light Src. Quant. :	1	Dichroic Colour Wheel 1:	14 + Open
Light Src. Pwr.:	230 W	Dichroic Colour Wheel 2:	14 + Open
Lumen Total:	18200 lm	Gobo Sys.:	Metal
CCT:	7600 K	Gobo Wheel 1:	17 + Open
Frost:	Yes	Pan:	540 °
Focus:	Motorised	Tilt:	270 °
Ctrl. Mode:	Auto / DMX / Master Slave	Pwr. Supp.:	100-240 VAC 50-60 Hz
DMX Ch.:	16 / 18 / 23	Pwr. Cons.:	402 W
Protocols:	Art-Net / DMX / RDM / sACN	Pwr. Conn. In.:	powerCON TRUE1 In (Male)
WL:	WL DMX	Pwr. Conn. Out.:	powerCON TRUE1 Out (Female)
Display:	Batt. / Gravity Sensor / LCD / Touch	DMX Conn.:	XLR 5P In/Out
Dimmer:	0-100 %	Length (mm):	519 mm
Strobe:	0-20 Hz	Width (mm):	380 mm
Shutter:	Yes	Height (mm):	284 mm
Prism 1:	5-facet / Linear	Weight:	21 kg
Prism 2:	16-facet / Circular	IP Rate:	IP20(indoor use only)
Prism Overlay:	Yes	Housing:	Metal / Plastic
		Colour:	Black

FEATURES:

- Multiple Colour-bump possibility
- Prism Overlay
- Frost filter
- Fast movement through high torque motors
- Onboard W-DMX

Moving Lights Beam

Moving Lights



Case for 4x Shark Beam FX
D7050 Flight Case

Shark Beam FX One

45024 3 x 40 W RGBW 3-in-1 LED Beam Moving Head

SHOWTEC

Specifications:

Light Src. Type:	LED	Strobe:	0-20 Hz
Light Src. Quant. :	3	Pan:	540 °
Light Src. Pwr.:	40 W	Tilt:	230 °
LED Colour Type:	RGBW	Cont. Movement:	Rotating Optics
Lumen Total:	5 lm	Pwr. Supp.:	100-240 VAC 50-60 Hz
Zoom:	Motorised	Pwr. Cons.:	135 W
Zoom Min.:	4 °	Pwr. Conn. In.:	IEC C13 female
Zoom Max.:	60 °	Pwr. Conn. Out.:	IEC C14 male
Ctrl. Mode:	Auto / DMX / Master Slave / Remote / Sound	DMX Conn.:	XLR 3P In/Out
DMX Ch.:	8 / 16	Length (mm):	255 mm
Protocols:	DMX	Width (mm):	175 mm
Display:	OLED	Height (mm):	355 mm
Dimmer:	0-100 %	Weight:	6 kg
		IP Rate:	IP20 (indoor use only)
		Housing:	Metal / Plastic
		Colour:	Black



FEATURES:

- 3 x 40 W RGBW LED Beam, Wash and FX Moving Head
- Continuously bi-rotating front lens for true retro disco feeling
- Wide motorised zoom
- Built-in eye catching aerial effects
- Infrared remote included
- DMX and Master/Slave control
- Suitable for 2-unit DAP D7048 and 4-unit DAP D7049 case






Moving Lights Beam
Moving Lights



Moving Lights Beam
Moving Lights



Case for 4x Phantom 100 / 130 / 3R
D7052 Flight Case



Phantom 3R Hybrid

40075 All-in-one Hybrid Moving Head Including 140 W Osram R3 bulb
SHOWTEC

Specifications:

Light Src. Type: Discharge
Light Src. Quant.: 1
Light Src. Pwr.: 150 W
Lumen Total: 9200 lm
CRI: 70
CCT: 8600 K
Zoom: Motorised
Zoom Min.: 3 °
Zoom Max.: 20 °
Frost: Yes
Focus: Motorised
Ctrl. Mode: Auto / DMX / Manual / Master Slave / Sound

DMX Ch.: 14 / 19
Protocols: DMX
WL: Optional
Display: LCD
Dimmer: 0-100 %
Strobe: 0-20 Hz
Shutter: Yes

Prism 1: Circular
Prism 2: Linear
Prism Overlay: Yes
Colour Sys.: Colour Wheel
Dichroic Colour Wheel 1: 12 + Open
Gobo Sys.: Glass + Metal
Gobo Wheel 1: 16 + Open
Gobo Wheel 2: 8 + Open
Pan: 540 °
Tilt: 260 °
Pwr. Supp.: 100-240 VAC 50-60 Hz
Pwr. Cons.: 270 W
Pwr. Conn. In.: Pro Power Blue
Pwr. Conn. Out.: ProPower Grey
DMX Conn.: XLR 3P In/Out
Length (mm): 325 mm
Width (mm): 210 mm
Height (mm): 505 mm
Weight: 16.7 kg
IP Rate: IP20(indoor use only)
Housing: Metal / Plastic
Colour: Black

FEATURES:

- 140 W Moving Head for both Spot, Wash and Beam effects
- Motorised zoom, focus and frost
- 16-facet linear & 8-facet circular overlapping prisms
- Motorised zoom
- 12 colours + white
- Optional W-DMX (wireless)
- Osram R3 discharge bulb included

Moving Lights Beam

Moving Lights



Case for 4x Phantom 100 / 130 / 3R
D7052 Flight Case

Phantom 3R Beam

40079 Compact 140 W Beam Moving Head Including Osram R3 bulb

SHOWTEC

Specifications:



Light Src. Type: Discharge
 Light Src. Quant.: 1
 Light Src. Pwr.: 150 W
 Lumen Total: 9200 lm
 CCT: 8600 K
 Frost: Yes
 Focus: Motorised
 Ctrl. Mode: Auto / DMX / Manual / Master Slave / Sound
 DMX Ch.: 10 / 14
 Protocols: DMX
 WL: Optional
 Display: LCD
 Dimmer: 0-100 %
 Strobe: 0-20 Hz
 Shutter: Yes
 Prism 1: 8-facet

Colour Sys.: Colour Wheel
 Dichroic Colour Wheel 1: 14 + Open
 Gobo Sys.: Metal
 Gobo Wheel 1: 17 + Open
 Pan: 540 °
 Tilt: 270 °
 Pwr. Supp.: 100-240 VAC 50-60 Hz
 Pwr. Cons.: 255 W
 Pwr. Conn. In.: Pro Power Blue
 Pwr. Conn. Out.: ProPower Grey
 DMX Conn.: XLR 3P In/Out
 Length (mm): 325 mm
 Width (mm): 210 mm
 Height (mm): 420 mm
 Weight: 13 kg
 IP Rate: IP20(indoor use only)
 Housing: Metal / Plastic
 Colour: Black




FEATURES:

- Compact, powerful 140 W Beam Moving Head
- Motorised frost filter and focus
- 8-facet circular rotating prism
- 17 fixed gobos + open
- 14 colours + white
- 16-bit pan & tilt for fast and precise movements
- Optional wireless DMX (W-DMX)
- Osram 140 W R3 discharge light engine included



Moving Lights Beam
Moving Lights





Case for 2 x Phantom 280 Hybrid/12R Hybrid

D7063 Flight case



Phantom 12R Hybrid

40080 300 W Hybrid Moving Head

SHOWTEC

Specifications:

Light Src. Type:	Discharge	Prism 2:	24-facet
Light Src. Quant. :	1	Prism Overlay:	Yes
Light Src. Pwr.:	300 W	Colour Sys.:	Colour Wheel
Lumen Total:	8600 lm	Dichroic Colour Wheel 1:	12 + Open
CRI:	80	Gobo Wheel 1:	17 + Open
CCT:	7200 K	Gobo Wheel 2:	8 + Open
Zoom:	Motorised	Pan:	540 °
Frost:	Yes	Tilt:	270 °
Focus:	Motorised	Pwr. Supp.:	100-240 VAC 50-60 Hz
Ctrl. Mode:	Auto / DMX / Manual / Master Slave / Sound	Pwr. Cons.:	400 W
DMX Ch.:	14 / 18	Pwr. Conn. In.:	Pro Power Blue
Protocols:	DMX	Pwr. Conn. Out.:	ProPower Grey
WL:	Optional	DMX Conn.:	XLR 3P In/Out
Display:	LCD	Length (mm):	323 mm
Dimmer:	0-100 %	Width (mm):	220 mm
Strobe:	0-15 Hz	Height (mm):	550 mm
Shutter:	Yes	Weight:	16 kg
Prism 1:	8-facet	IP Rate:	IP20(indoor use only)
		Housing:	Metal / Plastic
		Colour:	Black

FEATURES:

- Bright 300 watt Hybrid Moving Head
- Wide motorised zoom with focus & frost
- 17 static & 8 exchangeable rotating gobos + open
- 12 dichroic colours + white
- Circular 8 & 24-facet prisms with overlay function
- Including Quick-Lock brackets
- W-DMX (wireless) optional

Moving Lights Beam

Moving Lights



Polar 100 Beam

40100 IP65 100 W LED Beam Moving Head

SHOWTEC

Specifications:


Light Src. Type: LED
 Light Src. Quant. : 1
 Light Src. Pwr.: 100 W
 Refresh Rate (min): 1200 Hz
 Refresh Rate (max): 25 kHz
 Lumen Total: 4337 lm
 CRI: 75
 CCT: 8500 K
 Focus: Motorised
 Ctrl. Mode: Built-in Program / DMX / Manual
 DMX Ch.: 13 / 16 / 19
 Protocols: Art-Net / DMX / RDM / sACN
 WL: WL DMX
 Display: OLED / Touch
 Dimmer: 0-100 %
 Strobe: 0-25 Hz
 Prism 1: 24-facet / Circular

Prism 2: 5-facet / Linear
 Prism Overlay: Yes
 Colour Sys.: Colour Wheel
 Dichroic Colour Wheel 1: 9 + Open
 Gobo Wheel 1: 8 + Open
 Pan: 540 °
 Tilt: 220 °
 Pwr. Supp.: 100-240 VAC 50-60 Hz
 Pwr. Cons.: 180 W
 Pwr. Conn. In.: Pro Power TRUE1 In (Male)
 Pwr. Conn. Out.: ProPower TRUE1 Out (Female)
 XLR 5P In/Out
 Length (mm): 482 mm
 Width (mm): 410 mm
 Height (mm): 295 mm
 Weight: 19.52 kg
 IP Rate: IP65
 Housing: Aluminum die-cast
 Colour: Black

FEATURES:

- Powerful 100 W LED Beam Moving Head
- Highly focused 1.7° beam angle
- 8 bi-rotating gobos + open & 9 colours + white
- IP65 (dust and water resistant, fit for outdoor use)
- Motorised focus
- 5-facet circular and 24-facet linear prisms
- Controllable via DMX, Art-Net, RDM, sACN and W-DMX (wireless)





Moving Lights Effect
Moving Lights





iFX-615

41551 Continuous rotating RGBW Bar

INFINITY

Specifications:

Light Src. Type:	LED	Strobe:	0-20 Hz
Light Src. Quant. :	6	Pan:	540 °
Light Src. Pwr.:	15 W	Tilt:	270 °
LED Colour Type:	RGBW	Cont. Movement:	Yes
Lumen Total:	2640 lm	Pwr. Supp.:	100-240 VAC 50-60 Hz
Beam °:	4.5 °	Pwr. Cons.:	160 W
Ctrl. Mode:	Auto / DMX / Master Slave	Pwr. Conn. In.:	powerCON Blue
DMX Ch.:	25 / 49	Pwr. Conn. Out.:	powerCON Grey
Protocols:	DMX	DMX Conn.:	XLR 3P In/Out
WL:	Optional	Length (mm):	590 mm
Display:	Batt. / Gravity Sensor / LCD	Height (mm):	320 mm
Zone Sect. Control:	6 sections	Weight:	10.7 kg
Dimmer:	0-100 %	IP Rate:	IP20(indoor use only)
		Housing:	Metal / Plastic
		Colour:	Black

FEATURES:

- Continuous Pan & Tilt movement
- Additional double Y-Axis movements
- Fast movement through high torque motors
- Pixel control
- RGBW & CMY Colour mode

Moving Lights Effect

Moving Lights



Case for 2x iM-2515

D7243 Premium Line

iM-2515 set

INFINITY

41560SET01 2pcs with Premium flightcase

Flightcase measurements including 2 units of iM-2515:

Dimensions: 860 x 570 x 816mm
 Wheels: 4x 100mm swivel with brake
 Weight: 80kg



iM-2515

41560 RGBW Matrix

INFINITY

Specifications:


Light Src. Type: LED
 Light Src. Quant.: 25
 Light Src. Pwr.: 15 W
 LED Colour Type: RGBW
 Lumen Total: 11700 lm
 CCT: 19000 K
 Beam °: 4.5 °
 Ctrl. Mode: Auto / DMX / Master Slave
 DMX Ch.: 23 / 123 / 100 Art-Net + 15 DMX
 Protocols: Art-Net / DMX
 WL: Optional
 Display: Batt. / Gravity Sensor / LCD
 Zone Sect. Control: 25 sections
 Dimmer: 0-100 %

Strobe: 0-20 Hz
 Pan: 540 °
 Tilt: 270 °
 Cont. Movement: Yes
 Pwr. Supp.: 100-240 VAC 50-60 Hz
 Pwr. Cons.: 510 W
 Pwr. Conn. In.: powerCON Blue
 Pwr. Conn. Out.: powerCON Grey
 DMX Conn.: XLR 3P In/Out / XLR 5P In/Out
 Length (mm): 470 mm
 Width (mm): 295 mm
 Height (mm): 580 mm
 Weight: 22 kg
 IP Rate: IP20(indoor use only)
 Housing: Metal / Plastic
 Colour: Black

FEATURES:

- 4.5° high grade optics
- Full Pixel control
- Continuous Pan & Tilt rotating
- 5 x 5 RGBW Matrix
- Selectable RGBW or CMY colour mixing
- Combined Art-Net & DMX control





Moving Lights Effect
Moving Lights





Phantom Matrix FX

40062 100 W RGBW LED Matrix Moving Head

SHOWTEC

Specifications:

Light Src. Type: LED
 Light Src. Quant.: 25
 Light Src. Pwr.: 4 W
 LED Colour Type: R / G / B / W
 Lumen Total: 3459 lm
 Beam °: 45 °
 Ctrl. Mode: Auto / DMX / Master Slave / Sound
 DMX Ch.: 10 / 18 / 118
 Protocols: DMX
 Display: LCD
 Zone Sect. Control: 24 sections
 Dimmer: 0-100 %

Strobe: 0-20 Hz
 Pan: 540 °
 Tilt: 270 °
 Pwr. Supp.: 100-240 VAC 50-60 Hz
 Pwr. Cons.: 125 W
 Pwr. Conn. In.: Pro Power Blue
 Pwr. Conn. Out.: ProPower Grey
 DMX Conn.: XLR 3P In/Out
 Length (mm): 445 mm
 Width (mm): 200 mm
 Height (mm): 530 mm
 Weight: 13 kg
 IP Rate: IP20(indoor use only)
 Housing: Metal / Plastic
 Colour: Black

FEATURES:

- 25 x 4 W RGBW LED 5 x 5 Matrix Moving Head
- Square optics with fixed 45° beam angle
- Full pixel control for advanced light designers
- Character & alphabet presets
- Diffuser screen included
- IFS technology

Moving Lights Effect

Moving Lights



Case for 4x Phantom Zoombar 1220

40022 Flight Case

Phantom 1220 Zoombar

40090 240 W RGBW Moving LED Bar

SHOWTEC


Specifications:

Light Src. Type:	LED	Display:	LCD
Light Src. Quant. :	12	Zone Sect. Control:	12 sections
Light Src. Pwr.:	20 W	Dimmer:	0-100 %
LED Colour Type:	RGBW	Strobe:	0-20 Hz
Refresh Rate (min):	600 Hz	Pan:	0 °
Refresh Rate (max):	15 kHz	Tilt:	210 °
Lumen Total:	45000 lm	Pwr. Supp.:	100-240 VAC 50-60 Hz
Beam °:	50 °	Pwr. Cons.:	240 W
Zoom:	Motorised	Pwr. Conn. In.:	powerCON Blue
Zoom Min.:	5 °	Pwr. Conn. Out.:	powerCON Grey
Zoom Max.:	50 °	DMX Conn.:	XLR 3P In/Out / XLR 5P In/Out
Ctrl. Mode:	Auto / DMX / Manual / Master Slave	Length (mm):	1000 mm
DMX Ch.:	19 / 24 / 72 / 84 / 129	Height (mm):	233 mm
Protocols:	DMX	Weight:	13.2 kg
		IP Rate:	IP20(indoor use only)
		Housing:	Metal / Plastic



FEATURES:

- 12 x 20 W RGBW Moving LED Bar
- Motorised zoom
- Fast motorised tilt
- Full Pixel control for advanced light designers
- Quick-Lock brackets





TF-300 Fresnel

200202 3200 K Fresnel 300 W LED

INFINITY

Specifications:

Light Src. Type: LED
 Light Src. Quant. : 1
 Light Src. Pwr.: 300 W
 LED Colour Type: WW
 Refresh Rate (min): 1100 Hz
 Refresh Rate (max): 1.6 kHz
 Lumen Total: 13566 lm
 CRI: 96
 CCT Max.: 3200 K
 Zoom: Motorised
 Ctrl. Mode: DMX / Manual
 DMX Ch.: 1 / 3 / 5

Protocols:

Pwr. Supp.: 100-240 VAC 50-60 Hz
 Pwr. Cons.: 300 W
 Pwr. Conn. In.: powerCON Blue
 Pwr. Conn. Out.: powerCON Grey
 DMX Conn.: XLR 3P In/Out / XLR 5P In/Out

Length (mm):

509 mm
Width (mm): 322 mm
Height (mm): 450 mm
Weight: 8.2 kg
IP Rate: IP20(indoor use only)
Housing: Aluminium
Colour: Black

FEATURES:

- Delivers the performance of 1 kW Tungsten halogen unit
- 300 W custom designed Lumiled Engine
- Manual and motorised 15° -50° zoom control
- CRI > 95 consistently and silent operations
- Consistent colour temperature regardless of intensity
- 16-bit Intelligent high resolution virtual dimming
- Available in 3200 K and 5700 K



TF-300 Fresnel

200201 5700 K Fresnel 300 W LED

INFINITY

Specifications:

Light Src. Type: LED
 Light Src. Quant. : 1
 Light Src. Pwr.: 300 W
 LED Colour Type: NW
 Refresh Rate (min): 1100 Hz
 Refresh Rate (max): 1.6 kHz
 Lumen Total: 4000 lm
 CRI: 96
 CCT Max.: 5700 K
 Zoom: Motorised
 Ctrl. Mode: DMX / Manual
 DMX Ch.: 1 / 3 / 5

Protocols:

DMX
 Pwr. Supp.: 100-240 VAC 50-60 Hz
 Pwr. Cons.: 300 W
 Pwr. Conn. In.: powerCON Blue
 Pwr. Conn. Out.: powerCON Grey
 DMX Conn.: XLR 3P In/Out / XLR 5P In/Out

Length (mm):

509 mm
Width (mm): 322 mm
Height (mm): 450 mm
Weight: 8.3 kg
IP Rate: IP20(indoor use only)
Housing: Aluminium
Colour: Black

FEATURES:

- Delivers the performance of 1 kW Tungsten halogen unit
- 300 W custom designed Lumiled Engine
- Manual and motorised 15° -50° zoom control
- CRI > 95 consistently and silent operations
- Consistent colour temperature regardless of intensity
- 16-bit Intelligent high resolution virtual dimming
- Available in 3200 K and 5700 K

TF-260C7 Fresnel

200203 7 Colour Fresnel 260W LED

INFINITY

Specifications:

Light Src. Type: LED
 Light Src. Quant.: 7
 Light Src. Pwr.: 260 W
 LED Colour Type: RGBALDB
 Refresh Rate (min): 1100 Hz
 Refresh Rate (max): 1.6 kHz
 Lumen Total: 3500 lm
 CRI: 96
 CCT Min.: 2000 K
 CCT Max.: 8000 K
 Zoom: Motorised
 Ctrl. Mode: DMX / Manual
 DMX Ch.: 1 / 6 / 7 / 11 / 21

Protocols: DMX / RDM
 Colour Sys.: Colour Wheel CMY+CTO
 Pwr. Supp.: 100-240 VAC 50-60 Hz
 Pwr. Cons.: 280 W
 Pwr. Conn. In.: powerCON Blue
 Pwr. Conn. Out.: powerCON Grey
 DMX Conn.: XLR 3P In/Out / XLR 5P In/Out
 Length (mm): 474 mm
 Width (mm): 322 mm
 Height (mm): 457 mm
 Weight: 8.3 kg
 IP Rate: IP20(indoor use only)
 Housing: Aluminium
 Colour: Black



FEATURES:

- 280 W RGBALDB LED Fresnel
- Manual and motorised zoom
- Zoom range 15°–50°
- Perfectly calibrated colours
- RGB-, CMY- and HSI-colour scheme
- DMX and manual control
- Filter Frame included



Fresnels

Theatre Lights



StageBeam 300/500W

30530 Fresnel

30531 PC

SHOWTEC

Specifications:

Light Src. Type: Halogen
 Light Src. Quant. : 1
 Light Src. Pwr.: 500 W
 Refresh Rate: 50 Hz
 Lumen Total: 0 lm
 CCT Max.: 3200 K
 Zoom: Manual
 Pwr. Supp.: 100-240 VAC 50-60 Hz

Pwr. Cons.:
 Pwr. Conn. In.:

500 W
 Internal Powerlink with custom power connector
 Length (mm): 365 mm
 Width (mm): 230 mm
 Height (mm): 180 mm
 Weight: 3.38 kg
 IP Rate: IP20(indoor use only)
 Housing: Aluminium
 Colour: Black

FEATURES:

- Economical theatre light
- For use with 300 W or 500 W Tungsten lamps
- Barndoor optional available
- Manual Zoom 10°–40°
- Including silicon cable and power plug



StageBeam 650/1000W

30532 Fresnel

30533 PC

SHOWTEC

Specifications:

Light Src. Type: Halogen
 Light Src. Quant. : 1
 Light Src. Pwr.: 1000 W
 Lumen Total: 0 lm
 CCT Max.: 3200 K
 Zoom: Manual
 Pwr. Supp.: 220V-240 VAC 50 Hz
 Pwr. Cons.: 1000 W

Pwr. Conn. In.:

Internal Powerlink with custom power connector
 370 mm
 250 mm
 325 mm
 4.28 kg
 IP20(indoor use only)
 Metal
 Black

FEATURES:

- Economical theatre light
- For use with 650 W or 1000 W Tungsten lamps
- Barndoor optional available
- Manual Zoom 10°–40°
- Including silicon cable and power plug



ACT Fresnel 20 WW

34010 Compact 20 W Warm White Theatre LED Fresnel

SHOWTEC

Specifications:		Pwr. Supp.:	100-240 VAC 50-60 Hz
		Pwr. Cons.:	21 W
Light Src. Type:	LED	Pwr. Conn. In.:	Pro Power Blue
Light Src. Quant. :	1	Length (mm):	333 mm
Light Src. Pwr.:	20 W	Width (mm):	176 mm
LED Colour Type:	WW	Height (mm):	246 mm
Lumen Total:	1230 lm	Weight:	2.1 kg
CRI:	98	IP Rate:	IP20(indoor use only)
CCT Max.:	3200 K	Housing:	Aluminium
Zoom:	Manual	Colour:	Black
Ctrl. Mode:	Manual		

FEATURES:

- 20 W Warm White COB LED Fresnel
- Suitable for theatrical applications
- High CRI for precise colour rendering
- Silent, fanless operations
- Manual dimmer
- Compact design
- Soft field of light
- Barndoor included



ACT Fresnel 50 WW

34011 Compact 50 W Warm White Theatre LED Fresnel

SHOWTEC

Specifications:		Pwr. Supp.:	100-240 VAC 50-60 Hz
		Pwr. Cons.:	57 W
Light Src. Type:	LED	Pwr. Conn. In.:	powerCON Blue
Light Src. Quant. :	1	Pwr. Conn. Out.:	powerCON Grey
Light Src. Pwr.:	50 W	DMX Conn.:	XLR 3P In/Out
LED Colour Type:	WW	Length (mm):	245 mm
Refresh Rate:	1100 Hz	Width (mm):	165 mm
Lumen Total:	1841 lm	Height (mm):	239 mm
CRI:	98	Weight:	2.4 kg
CCT Max.:	3200 K	IP Rate:	IP20(indoor use only)
Zoom:	Manual	Housing:	Aluminium
Ctrl. Mode:	DMX / Manual	Colour:	Black
DMX Ch.:	1 / 2		

FEATURES:

- 50 W Warm White COB LED Fresnel
- Suitable for theatrical applications
- High CRI for precise colour rendering
- Manually adjustable zoom
- DMX and manual dimmer function
- Compact design
- Barndoor included



ACT PC 60 RGBW

34020 60 W RGBW Theatre Quad LED ellipsoidal

SHOWTEC

Specifications:		Protocols:	DMX
		Pwr. Supp.:	100-240 VAC 50-60 Hz
Light Src. Type:	LED	Pwr. Cons.:	70 W
Light Src. Quant. :	1	Pwr. Conn. In.:	Pro Power Blue
Light Src. Pwr.:	60 W	Pwr. Conn. Out.:	powerCON Grey
LED Colour Type:	RGBW	DMX Conn.:	XLR 3P In/Out
Refresh Rate:	1100 Hz	Length (mm):	312.3 mm
Lumen Total:	460 lm	Width (mm):	160.6 mm
CRI:	80	Height (mm):	267 mm
CCT Min.:	2700 K	Weight:	2.4 kg
CCT Max.:	8000 K	IP Rate:	IP20(indoor use only)
Zoom:	Motorised	Housing:	Aluminium
Ctrl. Mode:	DMX / Manual	Colour:	Black
DMX Ch.:	5 / 7 / 11		

FEATURES:

- 60 W RGBW LED PC Spot
- Suitable for theatrical applications
- Tunable colour temperature (3000 K - 7200 K)
- High CRI for precise colour temperatures
- Wide motorised zoom function
- Compact design





Performer Fresnel Mini DDT

33053 30W, 3100K, DDT

SHOWTEC

Specifications:

Light Src. Type: LED
 Light Src. Quant. : 1
 Light Src. Pwr.: 30 W
 Lumen Total: 1350 lm
 CRI: 92
 CCT Max.: 3100 K
 Zoom: Manual
 Zoom Min.: 12 °
 Zoom Max.: 40 °

Ctrl. Mode: Manual
 Pwr. Supp.: 100-240 VAC 50-60 Hz
 Pwr. Cons.: 23 W
 Pwr. Conn. In.: Schuko Plug
 Length (mm): 210 mm
 Width (mm): 188 mm
 Height (mm): 175 mm
 Weight: 2.86 kg
 IP Rate: IP20(indoor use only)
 Housing: Aluminium
 Colour: Black

FEATURES:

- Classic Compact Fresnel design
- High efficiency 30W LED source
- Fanless convection cooling
- Direct triac dimming technology (DDT)



Performer Fresnel Mini DMX

33054 Compact 30 W Warm White DMX Theatre LED Fresnel

SHOWTEC

Specifications:

Light Src. Type: LED
 Light Src. Quant. : 1
 Light Src. Pwr.: 30 W
 Lumen Total: 1650 lm
 CRI: 92
 CCT Max.: 3100 K
 Zoom: Manual
 Zoom Min.: 12 °
 Zoom Max.: 40 °
 Ctrl. Mode: DMX
 DMX Ch.: 1

Protocols: DMX / RDM
 Pwr. Supp.: 240 VAC 50-60 Hz
 Pwr. Cons.: 23 W
 Pwr. Conn. In.: Internal Powerlink with custom power connector
 DMX Conn.: XLR 3P In/Out
 Length (mm): 275 mm
 Width (mm): 175 mm
 Height (mm): 188 mm
 Weight: 2.3 kg
 IP Rate: IP20(indoor use only)
 Housing: Aluminium
 Colour: Black

FEATURES:

- Compact 30 W Warm White LED Fresnel
- Suitable for theatrical and studio applications
- DMX-model
- Silent, fanless operations
- Wide manually adjustable zoom range



Performer Fresnel Mini Battery

33055 Compact 30 W Warm White battery Powered Theatre LED Fresnel

SHOWTEC

Specifications:

Light Src. Type: LED
 Light Src. Quant. : 1
 Light Src. Pwr.: 30 W
 Lumen Total: 1410 lm
 CRI: 92
 CCT Max.: 3100 K
 Zoom: Manual
 Zoom Min.: 12 °
 Zoom Max.: 40 °
 Runtime @Full: 6 h

Ctrl. Mode: Manual
 Pwr. Supp.: 100-240 VAC 50-60 Hz
 Pwr. Cons.: 40 W
 Pwr. Conn. In.: Internal Powerlink with custom power connector
 Length (mm): 275 mm
 Width (mm): 175 mm
 Height (mm): 188 mm
 Weight: 2.3 kg
 IP Rate: IP20(indoor use only)
 Housing: Aluminium
 Colour: Black

FEATURES:

- Compact 30 W Warm White LED Fresnel
- Suitable for theatrical and studio applications
- Battery Powered (6 hour battery lifespan)
- Silent, fanless operation
- Wide manually adjustable zoom range
- Manual dimmer function

Performer 1500 Fresnel Q6

33130 100 W RGBALC-colour Theatre & Studio LED Fresnel

SHOWTEC

Specifications:		Protocols:	DMX / RDM
Light Src. Type:	LED	Pwr. Supp.:	100-240 VAC 50-60 Hz
Light Src. Quant. :	1	Pwr. Cons.:	120 W
Light Src. Pwr.:	100 W	Pwr. Conn. In.:	powerCON TRUE1 In (Male)
LED Colour Type:	RGBALC	Pwr. Conn. Out.:	powerCON TRUE1 Out (Female)
Refresh Rate (min):	600 Hz	DMX Conn.:	XLR 5P In/Out
Refresh Rate (max):	25 kHz	Length (mm):	450 mm
Lumen Total:	3111 lm	Width (mm):	322 mm
CRI:	90	Height (mm):	370 mm
CCT Min.:	1800 K	Weight:	5.3 kg
CCT Max.:	8000 K	IP Rate:	IP20(indoor use only)
Zoom:	Manual	Housing:	Aluminum die-cast
Ctrl. Mode:	DMX / Master Slave / Stand Alone	Colour:	Black
DMX Ch.:	3 / 6 / 7 / 9 / 10 / 13 / 20		

FEATURES:

- 100 W RGBALC LED Fresnel
- Suitable for theatrical and studio applications
- CCT colour temperature range of 1800 K - 8000 K
- Wide manually adjustable zoom range
- 16 preset colours
- Silent operation
- Soft field of light



Performer 1500 Fresnel

33131 100 W tunable Warm White Theatre LED Fresnel - Tungsten

SHOWTEC

Specifications:		Pwr. Supp.:	100-240 VAC 50-60 Hz
Light Src. Type:	LED	Pwr. Cons.:	120 W
Light Src. Quant. :	1	Pwr. Conn. In.:	powerCON TRUE1 In (Male)
Light Src. Pwr.:	100 W	Pwr. Conn. Out.:	powerCON TRUE1 Out (Female)
Refresh Rate (min):	600 Hz	DMX Conn.:	XLR 5P In/Out
Refresh Rate (max):	25 kHz	Length (mm):	450 mm
Lumen Total:	4781 lm	Width (mm):	322 mm
CRI:	95	Height (mm):	370 mm
CCT Min.:	2700 K	Weight:	5.5 kg
CCT Max.:	4500 K	IP Rate:	IP20(indoor use only)
Zoom:	Manual	Housing:	Aluminum die-cast
Ctrl. Mode:	DMX	Colour:	Black
DMX Ch.:	1 / 2 / 3 / 6 / 8		
Protocols:	DMX / RDM		

FEATURES:

- 100 W Warm White LED Spot
- Suitable for theatrical applications
- CCT colour temperature range of 2700 K–4500 K
- Wide manually adjustable zoom range
- High CRI for precise colour renderings
- Silent operation
- Soft field of light



Performer 1500 Fresnel

33132 100 W tunable Daylight White Studio LED Fresnel - Daylight

SHOWTEC

Specifications:		Pwr. Supp.:	100-240 VAC 50-60 Hz
Light Src. Type:	LED	Pwr. Cons.:	120 W
Light Src. Quant. :	1	Pwr. Conn. In.:	powerCON TRUE1 In (Male)
Light Src. Pwr.:	100 W	Pwr. Conn. Out.:	powerCON TRUE1 Out (Female)
Refresh Rate:	1000 Hz	DMX Conn.:	XLR 5P In/Out
Lumen Total:	5016 lm	Length (mm):	450 mm
CRI:	95	Width (mm):	322 mm
CCT Min.:	4000 K	Height (mm):	370 mm
CCT Max.:	6500 K	Weight:	5.3 kg
Zoom:	Manual	IP Rate:	IP20(indoor use only)
Ctrl. Mode:	DMX	Housing:	Aluminum die-cast
DMX Ch.:	1 / 2 / 3 / 6 / 8	Colour:	Black
Protocols:	DMX / RDM		

FEATURES:

- 100 W Daylight White LED Fresnel
- Suitable for theatre and studio applications
- 8 step CCT colour temperature range of 4000 K - 6500 K
- Wide manually adjustable zoom range
- High CRI for precise colour rendering
- Silent operation
- Soft field of light





Performer 2500 Fresnel Q6

33140 250 W RGBALC-colour Theatre & Studio LED Fresnel

SHOWTEC

Specifications:

Light Src. Type: LED
 Light Src. Quant. : 1
 Light Src. Pwr.: 250 W
 LED Colour Type: RGBALC
 Refresh Rate (min): 600 Hz
 Refresh Rate (max): 25 kHz
 Lumen Total: 7661 lm
 CRI: 90
 CCT Min.: 1800 K
 CCT Max.: 8000 K
 Zoom: Manual
 Ctrl. Mode: DMX
 DMX Ch.: 3 / 6 / 7 / 9 / 10 / 13 / 20

Protocols: DMX
 Pwr. Supp.: 100-240 VAC 50-60 Hz
 Pwr. Cons.: 250 W
 Pwr. Conn. In.: powerCON TRUE1 In (Male)
 Pwr. Conn. Out.: powerCON TRUE1 Out (Female)
 DMX Conn.: XLR 5P In/Out
 Length (mm): 470 mm
 Width (mm): 380 mm
 Height (mm): 450 mm
 Weight: 10 kg
 IP Rate: IP20(indoor use only)
 Housing: Aluminum die-cast
 Colour: Black

FEATURES:

- 250 W RGBALC LED Fresnel
- For theatrical and studio applications
- 16 preset colours
- Colour temperature range of 1800 K - 8000 K
- Wide manually adjustable zoom range
- Silent operation
- Soft field of light



Performer 2500 Fresnel

33141 250 W tunable Warm White Theatre LED Fresnel - Tungsten

SHOWTEC

Specifications:

Light Src. Type: LED
 Light Src. Quant. : 1
 Light Src. Pwr.: 250 W
 Refresh Rate (min): 600 Hz
 Refresh Rate (max): 25 kHz
 Lumen Total: 6959 lm
 CRI: 95
 CCT Min.: 2700 K
 CCT Max.: 4500 K
 Zoom: Manual
 Ctrl. Mode: DMX
 DMX Ch.: 1 / 2 / 3 / 6 / 8
 Protocols: DMX / RDM

Pwr. Supp.: 100-240 VAC 50-60 Hz
 Pwr. Cons.: 265 W
 Pwr. Conn. In.: powerCON TRUE1 In (Male)
 Pwr. Conn. Out.: powerCON TRUE1 Out (Female)
 DMX Conn.: XLR 5P In/Out
 Length (mm): 470 mm
 Width (mm): 380 mm
 Height (mm): 450 mm
 Weight: 8.8 kg
 IP Rate: IP20(indoor use only)
 Housing: Aluminum die-cast
 Colour: Black

FEATURES:

- 250 W Warm White LED Spot
- Suitable for theatrical applications
- 14 step CCT colour temperature range of 2700 K–4500 K
- Wide manually adjustable zoom range
- High CRI for precise colour rendering
- Silent operation
- Soft field of light



Performer 2500 Fresnel

33142 250 W tunable Daylight White Studio LED Fresnel - Daylight

SHOWTEC

Specifications:

Light Src. Type: LED
 Light Src. Quant. : 1
 Light Src. Pwr.: 250 W
 Refresh Rate (min): 600 Hz
 Refresh Rate (max): 25 kHz
 Lumen Total: 8410 lm
 CRI: 95
 CCT Min.: 4000 K
 CCT Max.: 6500 K
 Zoom: Manual
 Ctrl. Mode: DMX
 DMX Ch.: 1 / 2 / 3 / 6 / 8
 Protocols: DMX / RDM

Pwr. Supp.: 100-240 VAC 50-60 Hz
 Pwr. Cons.: 250 W
 Pwr. Conn. In.: powerCON TRUE1 In (Male)
 Pwr. Conn. Out.: powerCON TRUE1 Out (Female)
 DMX Conn.: XLR 5P In/Out
 Length (mm): 470 mm
 Width (mm): 380 mm
 Height (mm): 450 mm
 Weight: 8.8 kg
 IP Rate: IP20(indoor use only)
 Housing: Aluminum die-cast
 Colour: Black

FEATURES:

- 250 W Daylight White LED Fresnel
- Suitable for theatre and studio applications
- 14 step CCT colour temperature range of 4000 K - 6500 K
- High CRI for precise colour rendering
- Wide manually adjustable zoom range
- Silent operation
- Soft field of light

Performer 1000 LED MKII

33034 Compact 90 W Warm White Theatre LED Fresnel - 3100 K

SHOWTEC

Specifications:

Light Src. Type:	LED	Pwr. Supp.:	100-240 VAC 50-60 Hz
Light Src. Quant. :	9	Pwr. Cons.:	105 W
Light Src. Pwr.:	90 W	Pwr. Conn. In.:	powerCON Blue
Refresh Rate:	600 Hz	Pwr. Conn. Out.:	powerCON Grey
Lumen Total:	3090 lm	DMX Conn.:	XLR 3P In/Out / XLR 5P In/Out
CCT Max.:	3100 K	Length (mm):	324 mm
Zoom:	Manual	Width (mm):	285 mm
Zoom Min.:	10 °	Height (mm):	390 mm
Zoom Max.:	60 °	Weight:	6.2 kg
Ctrl. Mode:	DMX / Manual	IP Rate:	IP20(indoor use only)
DMX Ch.:	1 / 2 / 3	Housing:	Aluminium
		Colour:	Black

FEATURES:

- 90 W Warm White COB LED Spot
- Suitable for theatre and studio applications
- High CRI for accurate 3100 K colour rendering
- Wide manual zoom range
- DMX controllable dimmer function
- Silent operation
- Compact design



Performer 1000 LED MKII

33035 Compact 90 W Daylight White Studio LED Fresnel - 5600 K

SHOWTEC

Specifications:

Light Src. Type:	LED	Pwr. Supp.:	100-240 VAC 50-60 Hz
Light Src. Quant. :	1	Pwr. Cons.:	105 W
Light Src. Pwr.:	90 W	Pwr. Conn. In.:	powerCON Blue
Refresh Rate:	600 Hz	DMX Conn.:	XLR 3P In/Out / XLR 5P In/Out
Lumen Total:	4000 lm	Length (mm):	325 mm
CCT Max.:	5600 K	Width (mm):	290 mm
Zoom:	Manual	Height (mm):	270 mm
Zoom Min.:	10 °	Weight:	6 kg
Zoom Max.:	60 °	IP Rate:	IP20(indoor use only)
Ctrl. Mode:	DMX / Manual	Housing:	Aluminium
DMX Ch.:	1 / 2 / 3	Colour:	Black

FEATURES:

- 90 W Daylight White LED Spot
- Suitable for theatre and studio applications
- High CRI for accurate 5600 K colour rendering
- Wide manual zoom range
- DMX dimmer function
- Silent operation
- Compact design





Performer Fresnel 2000 DDT MKII

33037 Compact 250 W Warm White Theatre LED Fresnel - 3100 K

SHOWTEC

Specifications:

Light Src. Type: LED
 Light Src. Quant. : 1
 Light Src. Pwr.: 250 W
 Refresh Rate (min): 600 Hz
 Refresh Rate (max): 25 kHz
 Lumen Total: 11655 lm
 CRI: 92
 CCT Max.: 3100 K
 Zoom: Motorised
 Zoom Min.: 13 °
 Zoom Max.: 41 °
 Ctrl. Mode: DMX / Manual

DMX Ch.: 1 / 2 / 5
 Pwr. Supp.: 100-240 VAC 50-60 Hz
 Pwr. Cons.: 175 W
 Pwr. Conn. In.: powerCON Blue
 Pwr. Conn. Out.: powerCON Grey
 DMX Conn.: XLR 3P In/Out / XLR 5P In/Out
 Length (mm): 380 mm
 Width (mm): 392 mm
 Height (mm): 286 mm
 Weight: 6.6 kg
 IP Rate: IP20(indoor use only)
 Housing: Aluminium
 Colour: Black

FEATURES:

- 250 W Warm White LED Spot
- Suitable for theatrical applications
- DDT-model compatible with a halogen infrastructure
- High CRI for accurate 3100 K colour rendering
- Wide motorised zoom range
- Dimmer with smooth, even dimming curve
- Silent operation



Performer Fresnel 2000 DDT MKII

33036 Compact 250 W Daylight White Studio LED Fresnel - 5600 K

SHOWTEC

Specifications:

Light Src. Type: LED
 Light Src. Quant. : 1
 Light Src. Pwr.: 250 W
 Refresh Rate (min): 600 Hz
 Refresh Rate (max): 25 kHz
 Lumen Total: 6400 lm
 CCT Max.: 5600 K
 Zoom: Motorised
 Zoom Min.: 13 °
 Zoom Max.: 41 °
 Ctrl. Mode: DMX / Manual
 DMX Ch.: 1 / 2 / 5

Pwr. Supp.: 100-240 VAC 50-60 Hz
 Pwr. Cons.: 195 W
 Pwr. Conn. In.: powerCON Blue
 Pwr. Conn. Out.: powerCON Grey
 DMX Conn.: XLR 3P In/Out / XLR 5P In/Out
 Length (mm): 380 mm
 Width (mm): 392 mm
 Height (mm): 286 mm
 Weight: 6.6 kg
 IP Rate: IP20(indoor use only)
 Housing: Aluminium
 Colour: Black

FEATURES:

- 250 W Daylight White LED Spot
- Suitable for theatre and studio applications
- DDT-model compatible with a halogen infrastructure
- High CRI for accurate 5600 K colour rendering
- Wide motorised zoom range
- Dimmer with smooth, even dimming curve
- Silent operation

Performer 2000 RGBAL

33038 Compact 240 W RGBAL Theatre LED Fresnel

SHOWTEC

Specifications:

Light Src. Type:	LED	DMX Ch.:	8 / 10 / 13 / 19
Light Src. Quant. :	1	Pwr. Supp.:	100-240 VAC 50-60 Hz
Light Src. Pwr.:	240 W	Pwr. Cons.:	230 W
Refresh Rate (min):	600 Hz	Pwr. Conn. In.:	powerCON Blue
Refresh Rate (max):	25 kHz	Pwr. Conn. Out.:	powerCON Grey
Lumen Total:	5500 lm	DMX Conn.:	XLR 3P In/Out / XLR 5P In/Out
CCT Min.:	2700 K	Length (mm):	455 mm
CCT Max.:	8000 K	Width (mm):	435 mm
Zoom:	Motorised	Height (mm):	285 mm
Zoom Min.:	15 °	Weight:	7.6 kg
Zoom Max.:	45 °	IP Rate:	IP20(indoor use only)
Ctrl. Mode:	DMX	Housing:	Aluminium
		Colour:	Black



FEATURES:

- 240 W RGBAL LED Spot
- Suitable for theatrical and studio applications
- Colour engine with 16 preset colours
- High CRI for accurate colour rendering
- DMX dimmer function with 4 preset curves
- Motorised zoom range
- Silent operation





TS-260C7 Profile Engine

200010 Body without Lens

INFINITY

Specifications:

Light Src. Type: LED
 Light Src. Quant. : 7
 Light Src. Pwr.: 260 W
 LED Colour Type: RGBALDB
 Refresh Rate (min): 1100 Hz
 Refresh Rate (max): 1.6 kHz
 Lumen Total: 4500 lm
 CRI: 96
 CCT Min.: 2000 K
 CCT Max.: 8000 K
 Ctrl. Mode: DMX / Manual
 DMX Ch.: 1 / 5 / 6 / 10 / 20

Protocols: DMX / RDM
 Pwr. Supp.: 100-240 VAC 50-60 Hz
 Pwr. Cons.: 260 W
 Pwr. Conn. In.: powerCON Blue
 Pwr. Conn. Out.: powerCON Grey
 DMX Conn.: XLR 3P In/Out / XLR 5P In/Out
 Length (mm): 468 mm
 Width (mm): 323 mm
 Height (mm): 457 mm
 Weight: 8.5 kg
 IP Rate: IP20(indoor use only)
 Housing: Aluminium
 Colour: Black

FEATURES:

- Delivers the performance of a 750 W Tungsten Halogen unit
- 260 W Lumiled 7 colour LED engine using custom designed array
- CRI > 96 Consistently on full CCT range
- LED Colour Linearity Compensation
- LED Colour Temperature Drift Compensation (on all LEDs)
- Optics Colour Shift compensation
- Colour wheel with 64 spectrum matching Filter gels
- 2000 – 8000 K Seamless CCT channel
- RGB, CMY and HSI Colour control
- 16-bit Intelligent high resolution virtual dimming
- Tungsten mode with natural colour drift & timing simulations
- Flicker-Free with selectable PWM by DMX
- RDM allowing for remote setting and recall of information
- Custom design silent cooling system
- 1-Ch DMX mode for conventional replacement



TS-300 Profile Engine

200001 3200 K Body without Lens

INFINITY

Specifications:

Light Src. Type: LED
 Light Src. Quant. : 1
 Light Src. Pwr.: 300 W
 LED Colour Type: WW
 Refresh Rate (min): 1100 Hz
 Refresh Rate (max): 1.6 kHz
 Lumen Total: 8300 lm
 CRI: 96
 CCT Max.: 3200 K
 Ctrl. Mode: DMX / Manual
 DMX Ch.: 1 / 2 / 4
 Protocols: DMX / RDM

Pwr. Supp.: 100-240 VAC 50-60 Hz
 Pwr. Cons.: 300 W
 Pwr. Conn. In.: powerCON Blue
 Pwr. Conn. Out.: powerCON Grey
 DMX Conn.: XLR 3P In/Out / XLR 5P In/Out
 Length (mm): 468 mm
 Width (mm): 323 mm
 Height (mm): 457 mm
 Weight: 8.4 kg
 IP Rate: IP20(indoor use only)
 Housing: Aluminium
 Colour: Black

FEATURES:

- Delivers the performance of 750 W Tungsten halogen unit
- 300 W, 3200 K or 5700 K Custom designed Lumiled Engine
- CRI > 95 Consistently
- Consistent colour temperature regardless of intensity
- 16-bit intelligent high resolution virtual dimming
- Factory calibrated
- RDM allowing for remote setting and recall of information
- Custom design silent cooling system
- Neutrik connections

TS-300 Profile Engine

200002 5700 K Body without Lens

INFINITY

Specifications:

Light Src. Type: LED
 Light Src. Quant.: 1
 Light Src. Pwr.: 300 W
 LED Colour Type: NW
 Refresh Rate (min): 1100 Hz
 Refresh Rate (max): 1.6 kHz
 Lumen Total: 6600 lm
 CRI: 95
 CCT Max.: 5700 K
 Ctrl. Mode: DMX / Manual
 DMX Ch.: 1 / 2 / 4
 Protocols: DMX / RDM

Pwr. Supp.: 100-240 VAC 50-60 Hz
 Pwr. Cons.: 300 W
 Pwr. Conn. In.: powerCON Blue
 Pwr. Conn. Out.: powerCON Grey
 DMX Conn.: XLR 3P In/Out / XLR 5P In/Out
 Length (mm): 468 mm
 Width (mm): 323 mm
 Height (mm): 457 mm
 Weight: 8.4 kg
 IP Rate: IP20(indoor use only)
 Housing: Aluminium
 Colour: Black



FEATURES:

- Delivers the performance of 750 W Tungsten halogen unit
- 300 W, 3200 K or 5700 K Custom designed Lumiled Engine
- CRI > 95 Consistently
- Consistent colour temperature regardless of intensity
- 16-bit intelligent high resolution virtual dimming
- Factory calibrated
- RDM allowing for remote setting and recall of information
- Custom design silent cooling system
- Neutrik connections





ACT Profile 50 WW

34030 50 W Warm White Theatre LED ellipsoidal.

SHOWTEC

Specifications:

Light Src. Type: LED
Light Src. Quant. : 1
Light Src. Pwr.: 50 W
LED Colour Type: WW
Refresh Rate: 1100 Hz
Lumen Total: 1315 lm
CRI: 97
CCT Max.: 3200 K
Zoom: Manual
Ctrl. Mode: DMX / Manual
DMX Ch.: 1 / 2

Pwr. Supp.: 100-240 VAC 50-60 Hz
Pwr. Cons.: 57 W
Pwr. Conn. In.: Pro Power Blue
Pwr. Conn. Out.: ProPower Grey
DMX Conn.: XLR 3P In/Out
Length (mm): 411 mm
Width (mm): 170 mm
Height (mm): 263 mm
Weight: 2.6 kg
IP Rate: IP20(indoor use only)
Housing: Aluminium
Colour: Black

FEATURES:

- 50 W Warm White COB LED ellipsoidal
- Suitable for theatrical applications
- High CRI for precise colour rendering
- DMX dimmer function and manually controllable zoom
- Five design gobos and 4-blade barndoor included
- Hard edge, precisely focused field of light



Performer Profile Mini

33090 30 W Warm White Theatre LED ellipsoidal - 3200 K

SHOWTEC

Specifications:

Light Src. Type: LED
Light Src. Quant. : 1
Light Src. Pwr.: 30 W
LED Colour Type: WW
Lumen Total: 1500 lm
CCT Max.: 3200 K
Ctrl. Mode: DMX
DMX Ch.: 1
Protocols: DMX / RDM
Pwr. Supp.: 100-240 VAC 50-60 Hz

Pwr. Cons.: 25 W
Pwr. Conn. In.: Internal Powerlink with custom power connector
DMX Conn.: XLR 3P In/Out
Length (mm): 345 mm
Width (mm): 130 mm
Height (mm): 231 mm
Weight: 1.3 kg
IP Rate: IP20(indoor use only)
Housing: Aluminum die-cast
Colour: Black

FEATURES:

- 30 W Warm White COB LED ellipsoidal
- Suitable for theatrical applications
- High CRI for precise colour rendering
- DMX dimmer function
- Silent operation
- Hard edge, precisely focused field of light



Performer Profile Mini

33091 30 W Daylight White Studio LED ellipsoidal - 5600 K

SHOWTEC

Specifications:

Light Src. Type: LED
Light Src. Quant. : 1
Light Src. Pwr.: 30 W
LED Colour Type: CW
Lumen Total: 1600 lm
CCT Max.: 5600 K
Ctrl. Mode: DMX
DMX Ch.: 1
Protocols: DMX / RDM
Pwr. Supp.: 100-240 VAC 50-60 Hz

Pwr. Cons.: 25 W
Pwr. Conn. In.: Internal Powerlink with custom power connector
DMX Conn.: XLR 3P In/Out
Length (mm): 345 mm
Width (mm): 130 mm
Height (mm): 231 mm
Weight: 1.3 kg
IP Rate: IP20(indoor use only)
Housing: Aluminum die-cast
Colour: Black

FEATURES:

- 30 W Daylight White COB LED ellipsoidal
- Suitable for theatre and studio applications
- High CRI for precise colour rendering
- DMX dimmer function
- Silent operation
- Hard edge, precisely focused field of light

Performer Profile 600 MKIII

33065 260 W Warm White Theatre LED ellipsoidal

SHOWTEC

Specifications:

Light Src. Type:	LED	Pwr. Supp.:	100-240 VAC 50-60 Hz
Light Src. Quant. :	1	Pwr. Cons.:	250 W
Light Src. Pwr.:	260 W	Pwr. Conn. In.:	powerCON Blue
LED Colour Type:	WW	Pwr. Conn. Out.:	powerCON Grey
Refresh Rate (min):	600 Hz	DMX Conn.:	XLR 3P In/Out / XLR 5P In/Out
Refresh Rate (max):	25 kHz	Length (mm):	485 mm
Lumen Total:	10665 lm	Width (mm):	305 mm
CCT Max.:	3200 K	Height (mm):	460 mm
Ctrl. Mode:	DMX	Weight:	8.2 kg
DMX Ch.:	3	IP Rate:	IP20(indoor use only)
Protocols:	DMX	Housing:	Aluminum die-cast
		Colour:	Black

FEATURES:

- 260 W Warm White COB LED ellipsoidal
- Suitable for theatrical applications
- High CRI for accurate 3200 K colour rendering
- DMX dimmer function with 4 preset curves
- Silent operation
- Optional fixed and zoom lenses and gobo holders



Performer Profile 600 DDT

33063 250 W Warm White DDT Theatre LED ellipsoidal

SHOWTEC

Specifications:

Light Src. Type:	LED	Pwr. Supp.:	100-240 VAC 50-60 Hz
Light Src. Quant. :	1	Pwr. Cons.:	270 W
Light Src. Pwr.:	250 W	Pwr. Conn. In.:	powerCON Blue
LED Colour Type:	WW	Pwr. Conn. Out.:	powerCON Grey
Refresh Rate (min):	600 Hz	DMX Conn.:	XLR 3P In/Out / XLR 5P In/Out
Refresh Rate (max):	25 kHz	Length (mm):	720 mm
Lumen Total:	10000 lm	Width (mm):	380 mm
CCT Max.:	3200 K	Height (mm):	340 mm
Ctrl. Mode:	DMX	Weight:	9.6 kg
DMX Ch.:	1 / 2 / 3	IP Rate:	IP20(indoor use only)
Protocols:	DMX	Housing:	Aluminum die-cast
		Colour:	Black

FEATURES:

- 250 W Warm White COB LED ellipsoidal
- Suitable for theatrical applications
- DDT-model compatible with a halogen infrastructure
- High CRI for accurate 3100 K colour rendering
- DMX dimmer function with 4 preset curves
- Silent operation
- Hard edge, precisely focused field of light
- Optional fixed and zoom lenses and gobo holders



Performer Profile 650 Q5

33064 240 W RGBAL Theatre & Studio LED ellipsoidal

SHOWTEC

Specifications:

Light Src. Type:	LED	Pwr. Supp.:	100-240 VAC 50-60 Hz
Light Src. Quant. :	1	Pwr. Cons.:	300 W
Light Src. Pwr.:	240 W	Pwr. Conn. In.:	powerCON Blue
LED Colour Type:	A / B / G / L / R	Pwr. Conn. Out.:	powerCON Grey
Light Src.:	5in1	DMX Conn.:	XLR 3P In/Out / XLR 5P In/Out
Refresh Rate:	2500 Hz	Length (mm):	700 mm
Lumen Total:	6800 lm	Width (mm):	301 mm
CCT Min.:	2700 K	Height (mm):	233 mm
CCT Max.:	8000 K	Weight:	10.3 kg
Ctrl. Mode:	DMX	IP Rate:	IP20(indoor use only)
DMX Ch.:	6 / 7 / 8 / 11 / 17	Housing:	Metal
Protocols:	DMX	Colour:	Black

FEATURES:

- 240 W RGBAL LED Array ellipsoidal
- Suitable for theatrical and studio applications
- High CRI for accurate colour rendering
- Colour engine with 16 preset colours
- DMX dimmer function with 4 preset curves
- Silent operation
- Optional fixed and zoom lenses and gobo holders





Performer Profile IP 3200 K

33110 260 W Warm White IP65-rated Theatre COB LED ellipsoidal

SHOWTEC

Specifications:		Pwr. Cons.:	250 W
Light Src. Type:	LED	Pwr. Conn. In.:	Internal Powerlink with custom power connector
Light Src. Quant. :	1	DMX Conn.:	XLR 3P In/Out
Light Src. Pwr.:	260 W	Length (mm):	650 mm
LED Colour Type:	WW	Width (mm):	340 mm
Lumen Total:	23600 lm	Height (mm):	575 mm
CCT Max.:	3200 K	Weight:	13.9 kg
Ctrl. Mode:	DMX / Manual	IP Rate:	IP65
DMX Ch.:	5 / 7	Housing:	Aluminum die-cast
Pwr. Supp.:	100-240 VAC 50-60 Hz	Colour:	Black

FEATURES:

- 260 W Warm White COB LED ellipsoidal
- Suitable for theatrical applications
- IP65 (dust and water resistant, fit for outdoor use)
- High CRI for precise colour rendering
- Motorised zoom and focus
- Silent operation
- Rotational gobo holder included



Performer Profile IP Q4

33111 250 W IP65-rated RGBW Theatre LED-Array ellipsoidal

SHOWTEC

Specifications:		Pwr. Supp.:	100-240 VAC 50-60 Hz
Light Src. Type:	LED	Pwr. Cons.:	300 W
Light Src. Quant. :	1	Pwr. Conn. In.:	Internal Powerlink with custom power connector
Light Src. Pwr.:	250 W	DMX Conn.:	XLR 3P In/Out
LED Colour Type:	RGBW	Length (mm):	650 mm
Lumen Total:	9975 lm	Width (mm):	340 mm
CCT Min.:	2700 K	Height (mm):	575 mm
CCT Max.:	8000 K	Weight:	13.74 kg
Zoom:	Motorised	IP Rate:	IP65
Ctrl. Mode:	DMX / Manual	Housing:	Aluminum die-cast
DMX Ch.:	8 / 9 / 12	Colour:	Black
Protocols:	DMX		

FEATURES:

- 250 W RGBW COB LED ellipsoidal
- Suitable for theatrical applications
- IP65 (dust and water resistant, fit for outdoor use)
- High CRI for precise colour renderings
- DMX dimmer function
- Motorised zoom and focus
- Hard edge, precisely focused field of light

Lens for Performer Profile Mini

SHOWTEC

- 33082** 19° Lens
- 33083** 26° Lens
- 33084** 36° Lens



Zoom Lens for Performer Profile Mini 19°–36°

SHOWTEC

- 33087** Manually Controllable Zoom Lens



Lens for Performer Profile

SHOWTEC

- 33072** 19° Lens
- 33075** 26° Lens
- 33073** 36° Lens
- 33074** 50° Lens



Zoom Lens for Performer Profile

SHOWTEC

- 33070** Manually Controllable Zoom Lens - 15°–30°
- 33071** Manually Controllable Zoom Lens - 25°–50°



Lens for Infinity Profile

INFINITY

- 200100** TLT-5 5° Lens Tube
- 200101** TLT-10 10° Lens Tube



TLT-19 19° lens tube

INFINITY

- 200115** TLT-19 19° lens tube
- 200116** TLT-26 26° lens tube
- 200117** TLT-36 36° lens tube
- 200118** TLT-50 50° lens tube



Zoom Lens for Infinity Profile

INFINITY

- 200140** TLT-1230 15–35° zoom
- 200141** TLT-2350 25–50° zoom



Flood & Cyclorama Lights Theatre Lights



ACT Flood 80 RGBW

34040 80 W RGBW Theatre Quad LED Flood

SHOWTEC

Specifications:

Light Src. Type: LED
 Light Src. Quant. : 1
 Light Src. Pwr.: 80 W
 LED Colour Type: RGBW
 Lumen Total: 2429 lm
 CCT Min.: 2700 K
 CCT Max.: 8000 K
 Ctrl. Mode: DMX / Manual
 DMX Ch.: 4 / 7 / 11
 Protocols: DMX

Pwr. Supp.: 100-240 VAC 50-60 Hz
 Pwr. Cons.: 85 W
 Pwr. Conn. In.: Pro Power Blue
 Pwr. Conn. Out.: powerCON Grey
 DMX Conn.: XLR 3P In/Out
 Length (mm): 422 mm
 Width (mm): 285 mm
 Height (mm): 373 mm
 Weight: 5.5 kg
 Housing: Aluminium
 Colour: Black

FEATURES:

- 80 W RGBW LED Flood
- Suitable for theatrical applications
- Adjustable colour temperature of 2800 K - 10,000 K
- Dimmer and preset colour knobs for easy handling
- Bright, soft field of coloured light
- Included barndoor



TFLD-7 Floodlight

200400

INFINITY

Specifications:

Light Src. Type: LED
 Light Src. Quant. : 7
 Light Src. Pwr.: 150 W
 LED Colour Type: RGBCALDB
 Lumen Total: 3000 lm
 CRI: 96
 CCT Min.: 2000 K
 CCT Max.: 8000 K
 Ctrl. Mode: DMX / Manual
 DMX Ch.: 1 / 5 / 6 / 10 / 20
 Protocols: DMX / RDM

Colour Sys.: Colour Wheel CMY+CTO
 Pwr. Supp.: 100-240 VAC 50-60 Hz
 Pwr. Cons.: 160 W
 Pwr. Conn. In.: powerCON Blue
 DMX Conn.: XLR 3P In/Out / XLR 5P In/Out
 Length (mm): 318 mm
 Width (mm): 136 mm
 Height (mm): 239 mm
 Weight: 5.34 kg
 Housing: Aluminium
 Colour: Black

FEATURES:

- 150 W Lumiled 7 colour LED engine using custom designed array
- CRI > 96 Consistently on full CCT range
- LED colour linearity and temperature drift compensation
- Optics Colour Shift compensation
- Colour wheel with 64 spectrum matching Filter gels
- 2000 – 8000 K Seamless CCT channel
- RGB, CMY and HSI Colour control
- 16-bit Intelligent high resolution virtual dimming
- Tungsten mode with natural colour drift & timing simulations
- Flicker-Free with selectable PWM by DMX
- RDM allowing for remote setting and recall of information
- 1-Ch DMX mode for conventional replacement

TCYC-7 Cyclorama


200300 Horizon

INFINITY

Specifications:

Light Src. Type: LED
 Light Src. Quant.: 7
 Light Src. Pwr.: 300 W
 LED Colour Type: RGBALDB
 Lumen Total: 6000 lm
 CRI: 96
 CCT Min.: 2000 K
 CCT Max.: 8000 K
 Beam ° Horz.: 75 °
 Beam ° Vert.: 140 °
 Ctrl. Mode: DMX / Manual

DMX Ch.: 1 / 6 / 7 / 11 / 21
 Protocols: DMX / RDM
 Pwr. Supp.: 100-240 VAC 50-60 Hz
 Pwr. Cons.: 310 W
 Pwr. Conn. In.: powerCON Blue
 Pwr. Conn. Out.: powerCON Grey
 DMX Conn.: XLR 5P In/Out
 Length (mm): 566 mm
 Width (mm): 195 mm
 Height (mm): 285 mm
 Weight: 11.2 kg
 Housing: Aluminium
 Colour: Black



FEATURES:

- 300 W Lumiled 7 colour LED engine using custom designed array
- CRI > 96 Consistently on full CCT range
- LED colour linearity and temperature drift compensation
- Optics Colour Shift compensation
- Colour wheel with 64 spectrum matching Filter gels
- 2000 – 8000 K Seamless CCT channel
- RGB, CMY and HSI Colour control
- 16-bit Intelligent high resolution virtual dimming
- Tungsten mode with natural colour drift & timing simulations
- Flicker-Free with selectable PWM by DMX
- RDM allowing for remote setting and recall of information
- Motorised 30° focusing
- 1-Ch DMX mode for conventional replacement





Followspot LED 75W

30628 Follow Spot

SHOWTEC

Specifications:

Light Src. Type: LED
 Light Src. Quant. : 1
 Light Src. Pwr.: 75 W
 LED Colour Type: CW
 Lumen Total: 1600 lm
 CRI: 80
 CCT: 15000 K
 Zoom: Manual
 Zoom Min.: 16 °
 Zoom Max.: 22 °

Iris: Manual
 Ctrl. Mode: DMX / Manual
 Pwr. Supp.: 100-240 VAC 50-60 Hz
 Pwr. Cons.: 121 W
 Pwr. Conn. In.: IEC C13 female
 DMX Conn.: XLR 3P In/Out
 Length (mm): 630 mm
 Width (mm): 340 mm
 Height (mm): 300 mm
 Weight: 6 kg
 Housing: Aluminium
 Colour: Black

FEATURES:

- 75 W Cool white LED
- DMX and Manual control
- Stand included
- 400Hz refresh rate



Followspot LED 120 W

40120 Stand included

SHOWTEC

Specifications:

Light Src. Type: LED
 Light Src. Quant. : 1
 Light Src. Pwr.: 120 W
 LED Colour Type: CW
 Lumen Total: 4000 lm
 CRI: 100
 CCT: 10000 K
 Zoom: Manual
 Zoom Min.: 8 °
 Zoom Max.: 15 °

Iris: Manual
 Ctrl. Mode: Manual
 Pwr. Supp.: 100-240 VAC 50-60 Hz
 Pwr. Cons.: 200 W
 Pwr. Conn. In.: Pro Power Blue
 Length (mm): 550 mm
 Width (mm): 225 mm
 Height (mm): 245 mm
 Weight: 10.2 kg
 Housing: Steel
 Colour: Black

FEATURES:

- 120 W Cool white LED
- Built-in CTC Colours
- 0 – 100% natural dimmer
- Including stand

Case for Followspot 120 W

D7059 Flight case

Performer Pendant Q6

33150 150 W RGBALC-colour house Light LED Fresnel

SHOWTEC

Specifications:


Light Src. Type: LED
 Light Src. Quant. : 1
 Light Src. Pwr.: 150 W
 LED Colour Type: RGBALC
 Lumen Total: 5853 lm
 CRI: 92
 CCT Min.: 1800 K
 CCT Max.: 10000 K
 Beam °: 30 °
 Ctrl. Mode: DMX / Master Slave / Stand Alone

DMX Ch.: 8 / 13 / 20
 Protocols: DMX / RDM
 Pwr. Supp.: 100-240 VAC 50-60 Hz
 Pwr. Cons.: 150 W
 Pwr. Conn. In.: Open End
 DMX Conn.: XLR 5P In/Out
 Length (mm): 435 mm
 Width (mm): 247 mm
 Height (mm): 348 mm
 Weight: 8.5 kg
 Housing: Aluminium
 Colour: Black

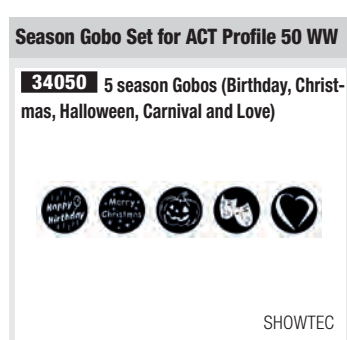



FEATURES:

- 150 W RGBALC LED house light
- Suitable for fixed installations
- 16 preset colours
- CCT colour temperature range of 1800 K - 10000 K
- Silent operation
- Mounting bracket suitable for a certified safety cable
- Including 2.4 m power cable, bare cable and cable gland




Theatre Lights Accessories
Theatre Lights



Barndoor for Performer Fresnel Mini

33056 Black Four-Leaves metal Barndoor



SHOWTEC

Filter Frame for Performer 1000 Fresnel

33033 Steel Colour Filter Frame



SHOWTEC

Filter Frame for Performer 1500 Series

33162



SHOWTEC

Filter Frame for Performer 2000

33042 Steel Colour Filter Frame



SHOWTEC

Filter Frame for Performer 2500 Series

33163



SHOWTEC

Barndoor for Performer 1000 Fresnel

33032 Black Four-Leaves metal Barndoor



SHOWTEC

Barndoor for Performer 1500 Fresnel

33160 Black Eight-Leaves Metal Barndoor



SHOWTEC

Barndoor for Performer 2000

33041 Black Four-Leaves metal Barndoor



SHOWTEC

50° Lens set for Performer Pendant

33155 Plastic lens for 50° beam angle



SHOWTEC

Barndoor for Performer 2500 Fresnel

33161 Black Eight-Leaves Metal Barndoor



SHOWTEC

Barndoor for Performer 3000 LED

33044 Black Eight-Leaves metal Barndoor



SHOWTEC

18° Lens set for Performer Pendant

33156 Plastic lens for 18° beam angle



SHOWTEC

Glare Shield for Performer Fresnel Mini

33085 Black plastic Glare Shield



SHOWTEC

Metal Gobo Holder for Performer Profile Mini

33086 Gobo Holder for ø 38 mm metal Gobos



SHOWTEC

Shutter Barrel for Performer Profile Mini

33088 Black aluminium Shutter Barrel with 4 manually adjustable Shapers



SHOWTEC

Iris for Performer

33076 18-leaf Iris for Performer Fixtures



SHOWTEC

Gobo Holder with Soft Edge for Performer Profile

33077 Gobo Holder with Soft Edge



SHOWTEC

Metal Gobo Holder for Performer Profile

33078 Gobo Holder for ø 69.9 mm metal Gobos



SHOWTEC

Glass Gobo Holder for Performer Profile

33079 Metal gobo Holder for ø 69.9 mm glass Gobos



SHOWTEC

Washers Outdoor

Wall Washers



Cameleon Flood 7 RGB

42689 7 x 3 W RGB LED Flood

SHOWTEC

Specifications:

Light Src. Type: LED
 Light Src. Quant.: 7
 Light Src. Pwr.: 3 W
 LED Colour Type: RGB
 Refresh Rate: 400 Hz
 Lumen Total: 961 lm
 Beam ° Horz.: 40 °
 Beam ° Vert.: 40 °
 Ctrl. Mode: Auto / Built-in Program / DMX / Master Slave / Remote / Stand Alone

DMX Ch.: 3
 Protocols: DMX
 Pwr. Supp.: 100-240 VAC 50-60 Hz
 Pwr. Cons.: 21 W
 Pwr. Conn. In.: Dedicated IP65 Powerconnection
 Pwr. Conn. Out.: Dedicated IP65 Powerconnection
 DMX Conn.: Dedicated 3P IP65 In/Out
 Cable Length: 1.5 m
 Length (mm): 170 mm
 Width (mm): 70 mm
 Height (mm): 128 mm
 Weight: 1.1 kg
 IP Rate: IP65
 Housing: Aluminium
 Colour: Black

FEATURES:

- Compact, yet powerful 7 x 3 W RGB LED Flood
- Double bracket for easy floor positioning
- IP65 (dust and water resistant, fit for outdoor use)
- 40° fixed beam angle
- Dimmer and strobe function
- Manual, DMX, IR and Master/Slave control
- IP65 power connector included



Cameleon Flood 18/3 RGB

42690 IP65

SHOWTEC

Specifications:

Light Src. Type: LED
 Light Src. Quant.: 18
 Light Src. Pwr.: 3 W
 LED Colour Type: RGB
 Refresh Rate: 400 Hz
 Lumen Total: 2553 lm
 Beam ° Horz.: 40 °
 Beam ° Vert.: 40 °
 Ctrl. Mode: Auto / DMX / Master Slave

DMX Ch.: 1 / 3 / 4 / 6
 Protocols: DMX
 Pwr. Supp.: 100-240 VAC 50-60 Hz
 Pwr. Cons.: 70 W
 Pwr. Conn. In.: Dedicated IP65 Powerconnection
 Pwr. Conn. Out.: Dedicated IP65 Powerconnection
 DMX Conn.: Dedicated 3P IP65 In/Out
 Length (mm): 320 mm
 Width (mm): 212 mm
 Height (mm): 195 mm
 Weight: 4.4 kg
 IP Rate: IP65
 Housing: Aluminum die-cast
 Colour: Black

FEATURES:

- IP65 protection grade
- Multivoltage power supply
- Excellent colour mixing
- Compact design



Cameleon Flood 6 Q4

42672 6 x 5 W RGBW LED Flood

SHOWTEC

Specifications:

Light Src. Type: LED
 Light Src. Quant.: 6
 Light Src. Pwr.: 5 W
 LED Colour Type: RGBW
 Refresh Rate: 1200 Hz
 Lumen Total: 1337 lm
 Beam ° Horz.: 40 °
 Beam ° Vert.: 40 °
 Ctrl. Mode: Auto / DMX / Manual / Master Slave

DMX Ch.: 4 / 6 / 10
 Protocols: DMX
 Pwr. Supp.: 100-240 VAC 50-60 Hz
 Pwr. Cons.: 35 W
 Pwr. Conn. In.: Dedicated IP65 Powerconnection
 Pwr. Conn. Out.: Dedicated IP65 Powerconnection
 DMX Conn.: Dedicated 3P IP65 In/Out
 Cable Length: 1.5 m
 Length (mm): 220 mm
 Width (mm): 90 mm
 Height (mm): 150 mm
 Weight: 3.5 kg
 IP Rate: IP65
 Housing: Aluminum die-cast
 Colour: Black

FEATURES:

- 6 x 5 W RGBW LED Flood
- Suitable for colour mixing on stage
- IP65 (dust and water resistant, fit for outdoor use)
- 40° fixed beam angle
- Dimmer and strobe effects
- Manual, DMX, IR and Master/Slave control
- Clamp and IP65 power connector included



Cameleon Flood 15 Q4

42671 15 x 5 W RGBW LED Flood

SHOWTEC

Specifications:

Light Src. Type:	LED
Light Src. Quant. :	15
Light Src. Pwr.:	5 W
LED Colour Type:	RGBW
Refresh Rate:	4000 Hz
Lumen Total:	3434 lm
Beam ° Horz.:	40 °
Beam ° Vert.:	40 °
Ctrl. Mode:	Auto / DMX / Manual / Master Slave
DMX Ch.:	4 / 6 / 10
Protocols:	DMX
Pwr. Supp.:	100-240 VAC 50-60 Hz
Pwr. Cons.:	115 W
Pwr. Conn. In.:	Dedicated IP65 Powerconnection
Pwr. Conn. Out.:	Dedicated IP65 Powerconnection
DMX Conn.:	Dedicated 3P IP65 In/Out
Cable Length:	1.5 m
Length (mm):	330 mm
Width (mm):	100 mm
Height (mm):	210 mm
Weight:	5.2 kg
IP Rate:	IP65
Housing:	Aluminum die-cast
Colour:	Black

Cameleon Flood 6 WW

42676 6x 5 W Warm White LED Flood

SHOWTEC

Specifications:

Light Src. Type:	LED
Light Src. Quant. :	6
Light Src. Pwr.:	8 W
LED Colour Type:	WW
Refresh Rate:	4200 Hz
Lumen Total:	1140 lm
Beam ° Horz.:	40 °
Beam ° Vert.:	40 °
Ctrl. Mode:	Auto / DMX / Manual / Master Slave / Remote
DMX Ch.:	1 / 2
Protocols:	DMX
Pwr. Supp.:	100-240 VAC 50-60 Hz
Pwr. Cons.:	20 W
Pwr. Conn. In.:	Dedicated IP65 Powerconnection
Pwr. Conn. Out.:	Dedicated IP65 Powerconnection
DMX Conn.:	Dedicated 3P IP65 In/Out
Cable Length:	1.5 m
Length (mm):	220 mm
Width (mm):	90 mm
Height (mm):	150 mm
Weight:	2.6 kg
IP Rate:	IP65
Housing:	Aluminum die-cast
Colour:	Black

Cameleon Flood 15 WW

42674 15x 5 W Warm White LED Flood

SHOWTEC

Specifications:

Light Src. Type:	LED
Light Src. Quant. :	15
Light Src. Pwr.:	8 W
LED Colour Type:	WW
Refresh Rate:	4200 Hz
Lumen Total:	4367 lm
CRI:	80
Beam ° Horz.:	40 °
Beam ° Vert.:	40 °
Ctrl. Mode:	Auto / DMX / Manual / Master Slave / Remote
DMX Ch.:	1 / 2
Protocols:	DMX
Pwr. Supp.:	100-240 VAC 50-60 Hz
Pwr. Cons.:	75 W
Pwr. Conn. In.:	Dedicated IP65 Powerconnection
Pwr. Conn. Out.:	Dedicated IP65 Powerconnection
DMX Conn.:	Dedicated 3P IP65 In/Out
Cable Length:	1.5 m
Length (mm):	330 mm
Width (mm):	100 mm
Height (mm):	210 mm
Weight:	5.2 kg
IP Rate:	IP65
Housing:	Aluminum die-cast
Colour:	Black

FEATURES:

- 15 x 5 W RGBW LED Flood
- Suitable for colour mixing on stage
- IP65 (dust and water resistant, fit for outdoor use)
- 40° fixed beam angle
- Dimmer and strobe function
- Manual, DMX, IR and Master/Slave control
- Clamp and IP65 power connector included

FEATURES:

- 6 x 5 W WW LED Flood
- 3000 K colour rendering
- IP65 (dust and water resistant, fit for outdoor use)
- 40° fixed beam angle
- Dimmer and strobe function
- Manual, DMX, IR and Master/Slave control
- IP65 power connector and clamp included

FEATURES:

- 15 x 5 W WW LED Flood
- 3000 K colour rendering
- IP65 (dust and water resistant, fit for outdoor use)
- 40° fixed beam angle
- Dimmer and strobe function
- Manual, DMX, IR and Master/Slave control
- IP65 power connector and clamp included

Washers Outdoor Wall Washers



Case for 4x Helix 4000/S5000

D7249 Premium Line



Case for 4x Helix M1000

D7229 Premium Line

Helix S5000 Q4

43725 40 x 10 W RGBW Outdoor LED Wash

SHOWTEC

Specifications:

Light Src. Type: LED
 Light Src. Quant.: 40
 Light Src. Pwr.: 10 W
 LED Colour Type: RGBW
 Refresh Rate: 3000 Hz
 Lumen Total: 54000 lm
 Beam ° Horz.: 10 °
 Beam ° Vert.: 10 °
 Ctrl. Mode: Auto / Built-in Program / DMX / Master Slave
 DMX Ch.: 4 / 6 / 8 / 20 / 24
 Protocols: DMX

WL: WL DMX
 Pwr. Supp.: 100-240 VAC 50-60 Hz
 Pwr. Cons.: 415 W
 Pwr. Conn. In.: powerCON TRUE1 In (Male)
 Pwr. Conn. Out.: powerCON TRUE1 Out (Female)
 DMX Conn.: Dedicated 5P IP65 In/Out
 Cable Length: 1.5 m
 Length (mm): 530 mm
 Width (mm): 125 mm
 Height (mm): 318 mm
 Weight: 9.5 kg
 IP Rate: IP65
 Housing: Aluminum die-cast
 Colour: Black

FEATURES:

- 40 x 10 W RGBW LED Wash
- IP65 rated, suitable for outdoor applications
- 10° beam angle
- Optional beam shapers for widening beam angle
- 5-section control
- 180° flippable
- W-DMX (wireless)

Helix S5000 Q4 Set

43725SET01 4 x Helix S5000, Flight Case and Accessories

SHOWTEC

Specifications:

Light Src. Type: LED
 Light Src. Quant.: 40
 Light Src. Pwr.: 10 W
 LED Colour Type: RGBW
 Refresh Rate: 3000 Hz
 Lumen Total: 54000 lm
 Beam ° Horz.: 10 °
 Beam ° Vert.: 10 °
 Ctrl. Mode: Auto / Built-in Program / DMX / Master Slave
 DMX Ch.: 4 / 6 / 8 / 20 / 24

Protocols: DMX
 Pwr. Supp.: 100-240 VAC 50-60 Hz
 Pwr. Cons.: 415 W
 Pwr. Conn. In.: powerCON TRUE1 In (Male)
 Pwr. Conn. Out.: XLR 5P In/Out
 DMX Conn.: XLR 5P In/Out
 Cable Length: 1200 mm
 Length (mm): 898 mm
 Width (mm): 700 mm
 Height (mm): 700 mm
 Weight: 9.5 kg
 IP Rate: IP65
 Housing: Aluminum die-cast
 Colour: Black

FEATURES:

- 4 x Helix S5000 Q4 + flight case and accessories
- 40 x 10 W outdoor RGBW Wash
- Top hats, barndoors and 20° and 40° beam shapers
- 5-section control
- IP65 rated, suitable for outdoor use
- W-DMX (wireless)

Helix M1000 Q4 Mobile

43740 8 x 10 W RGBW LED Wash

SHOWTEC

Specifications:

Light Src. Type: LED
 Light Src. Quant.: 8
 Light Src. Pwr.: 10 W
 LED Colour Type: RGBW
 Refresh Rate: 12000 Hz
 Lumen Total: 8000 lm
 Beam ° Horz.: 10 °
 Beam ° Vert.: 10 °
 Batt. Type: Lithium ion
 Runtime @Full: 15 h
 Ctrl. Mode: Auto / Built-in Program / DMX / Manual / Master Slave
 DMX Ch.: 4 / 6 / 10
 Protocols: DMX

WL: WL DMX
 Pwr. Supp.: 100-240 VAC 50-60 Hz
 Pwr. Cons.: 75 W
 Pwr. Conn. In.: powerCON TRUE1 In (Male)
 Pwr. Conn. Out.: powerCON TRUE1 Out (Female)
 DMX Conn.: XLR 5P In/Out
 Cable Length: 1.5 m
 Length (mm): 367 mm
 Width (mm): 126 mm
 Height (mm): 307 mm
 Weight: 7.5 kg
 IP Rate: IP65
 Housing: Aluminum die-cast
 Colour: Black

FEATURES:

- Mobile 8 x 10 W RGBW LED Wash
- Up to 15 hours without charging
- IP65 rated, suitable for outdoor applications
- 10° beam angle
- Optional beam shapers for widening beam angle
- 180° flippable
- W-DMX (wireless)



Washer Accessories

Wall Washers

Barndoor for Helix S5000 Q4

43726 Black Four-Leaves Barndoor



SHOWTEC

Top Hat for Helix S5000

43730 Black, steel Top Hat



SHOWTEC

Beam Shaper for Helix S5000 Q4

SHOWTEC

- 43727** 20°
- 43728** 40°
- 43729** 60° x 15°
- 43731** 90°



Top Hat for Helix M1000 Q4 Mobile

43741 Black, steel Top Hat



SHOWTEC

Barndoor for Helix M1000 Q4 Mobile

43742 Black Four-Leaves Barndoor



SHOWTEC

Beam Shaper for Helix M1000 Q4 Mobile

SHOWTEC

- 43745** 20°
- 43746** 40°
- 43747** 60° x 15°
- 43748** 90°



Power Extension Cable for Cameleon Series

SHOWTEC

42705 Dedicated 3P IP65 Power Extension

- 3 m

427056 Dedicated 3P IP65 Power Extension

- 6 m



Power Connection Cable for Cameleon

42706 Schuko



SHOWTEC

Power Extension End Cap for Cameleon

42698 Male and female Power End Cap Set



SHOWTEC

DMX Extension Cable for Cameleon Series


SHOWTEC

42707 Dedicated 3P IP65 DMX Extension

Cable - 3 m

427076 Dedicated 3P IP65 DMX Extension

Cable - 6 m



DMX Input Cable for Cameleon

42708 3P DMX Input Cable



SHOWTEC

DMX Extension End Cap for Cameleon

42699 Male and female DMX End Cap Set



SHOWTEC

Infra Red Controller for Cameleon

42704 Remote Controller



SHOWTEC





Spectral 300 MKIII Q4

43561 20 W RGBW LED Spot

SHOWTEC

Specifications:

Light Src. Type: LED
 Light Src. Quant. : 1
 Light Src. Pwr.: 20 W
 LED Colour Type: RGBW
 Refresh Rate: 1200 Hz
 Lumen Total: 800 lm
 Beam °: 12 °
 Ctrl. Mode: Auto / DMX / Manual / Master Slave
 DMX Ch.: 3 / 4 / 5 / 6 / 9
 Protocols: DMX

Pwr. Supp.: 100-240 VAC 50-60 Hz
 Pwr. Cons.: 21 W
 Pwr. Conn. In.: Internal Powerlink with custom power connector
 DMX Conn.: XLR 3P In/Out
 Length (mm): 210 mm
 Width (mm): 125 mm
 Height (mm): 176 mm
 Weight: 1.1 kg
 IP Rate: IP20(indoor use only)
 Housing: Aluminum die-cast
 Colour: Black
 Cooling: Convection

FEATURES:

- Compact 20 W RGBW LED Spot
- 12° fixed beam angle
- Dimmer and strobe function
- DMX and Master/Slave control
- Silent, fanless operations
- Compact design



Club Par 12/4 RGBW

42650 12 x 8 W RGBW LED Par

SHOWTEC

Specifications:

Light Src. Type: LED
 Light Src. Quant. : 12
 Light Src. Pwr.: 8 W
 LED Colour Type: RGBW
 Refresh Rate: 1.2 Hz
 Lumen Total: 3200 lm
 Beam °: 25 °
 Ctrl. Mode: DMX / Manual / Sound / Stand Alone
 DMX Ch.: 4 / 9
 Protocols: DMX

Pwr. Supp.: 100-240 VAC 50-60 Hz
 Pwr. Cons.: 78 W
 Pwr. Conn. In.: IEC C13 female
 Pwr. Conn. Out.: IEC C14 male
 DMX Conn.: XLR 3P In/Out
 Length (mm): 290 mm
 Width (mm): 270 mm
 Height (mm): 110 mm
 Weight: 2.2 kg
 IP Rate: IP20(indoor use only)
 Housing: Plastic
 Colour: Black
 Cooling: Axial fan

FEATURES:

- 12x 8 W RGBW LED Par
- Double bracket for easy floor positioning
- 25° fixed beam angle
- Dimmer and strobe function
- Manual and DMX control
- Manual, Auto run and Sound-controlled mode

Case for 4x Club par

D7032 Value Line



Club Par 12/6 RGBWAUV

42651 12 x 10 W RGBWAUV LED Par

SHOWTEC

Specifications:

Light Src. Type: LED
 Light Src. Quant. : 12
 Light Src. Pwr.: 10 W
 LED Colour Type: RGBWAUV
 Refresh Rate: 1.2 Hz
 Lumen Total: 3250 lm
 Beam °: 25 °
 Ctrl. Mode: Auto / DMX / Master Slave / Sound / Stand Alone
 DMX Ch.: 6 / 11
 Protocols: DMX

Pwr. Supp.: 100-240 VAC 50-60 Hz
 Pwr. Cons.: 95 W
 Pwr. Conn. In.: IEC C13 female
 Pwr. Conn. Out.: IEC C14 male
 DMX Conn.: XLR 3P In/Out
 Length (mm): 290 mm
 Width (mm): 270 mm
 Height (mm): 110 mm
 Weight: 2.3 kg
 IP Rate: IP20(indoor use only)
 Housing: Plastic
 Colour: Black
 Cooling: Axial fan

FEATURES:

- 12x 10 W RGBWAUV LED Par
- Double bracket for easy floor positioning
- 25° fixed beam angle
- Dimmer and strobe function
- Manual and DMX control
- Manual, Auto run and Sound-controlLED mode

Case for 4x Club par

D7032 Value Line

Compact Par 7 Tri

42579 7x 3 W RGB LED Par

SHOWTEC

Specifications:

Light Src. Type: LED
 Light Src. Quant.: 7
 Light Src. Pwr.: 3 W
 LED Colour Type: RGB
 Refresh Rate: 3.9 Hz
 Lumen Total: 2685 lm
 Beam °: 40 °
 Ctrl. Mode: Auto / Built-in Program /
 DMX / Master Slave / Sound
 DMX Ch.: 3 / 4 / 8
 Protocols: DMX

Pwr. Supp.: 100-240 VAC 50-60 Hz
 Pwr. Cons.: 28 W
 Pwr. Conn. In.: IEC C13 female
 DMX Conn.: XLR 3P In/Out
 Length (mm): 275 mm
 Width (mm): 95 mm
 Height (mm): 256 mm
 Weight: 2.2 kg
 IP Rate: IP20(indoor use only)
 Housing: Aluminium
 Colour: Black
 Cooling: Convection



FEATURES:

- Compact 7x 3 W RGB LED Par
- Double bracket for easy floor positioning
- 40° fixed beam angle
- Dimmer and strobe function
- Manual, DMX and Master/Slave control
- Auto run and Sound-controlLED mode
- Available in either black or grey housing

Compact Par 7 Tri

42580 RGB

SHOWTEC

Specifications:

Light Src. Type: LED
 Light Src. Quant.: 7
 Light Src. Pwr.: 3 W
 LED Colour Type: RGB
 Refresh Rate: 3900 Hz
 Lumen Total: 2685 lm
 Beam °: 40 °
 Ctrl. Mode: Auto / Built-in Program /
 DMX / Master Slave / Sound
 DMX Ch.: 3 / 4 / 8
 Protocols: DMX

Pwr. Supp.: 100-240 VAC 50-60 Hz
 Pwr. Cons.: 28 W
 Pwr. Conn. In.: IEC C13 female
 DMX Conn.: XLR 3P In/Out
 Length (mm): 275 mm
 Width (mm): 95 mm
 Height (mm): 256 mm
 Weight: 2.2 kg
 IP Rate: IP20(indoor use only)
 Housing: Aluminium
 Colour: Grey
 Cooling: Convection



FEATURES:

- Flat Par Housing
- Stylish design
- 3-in-1 LED Technology
- Double bracket





Compact Par 7x CW/WW

42581 7 x 4 W Cool White to Warm White LED Par

SHOWTEC

Specifications:

Light Src. Type: LED
 Light Src. Quant.: 7
 Light Src. Pwr.: 4 W
 LED Colour Type: CW / WW
 Refresh Rate: 3900 Hz
 Lumen Total: 365 lm
 Beam °: 40 °
 Ctrl. Mode: DMX
 DMX Ch.: 2 / 4
 Protocols: DMX

Pwr. Supp.: 100-240 VAC 50-60 Hz
 Pwr. Cons.: 33 W
 Pwr. Conn. In.: IEC C13 female
 DMX Conn.: XLR 3P In/Out
 Length (mm): 275 mm
 Width (mm): 95 mm
 Height (mm): 256 mm
 Weight: 2.2 kg
 IP Rate: IP20(indoor use only)
 Housing: Aluminium
 Colour: Grey
 Cooling: Convection

FEATURES:

- Compact 7 x 4 W Cool White to Warm White LED Par
- Double bracket for easy floor positioning
- 40° fixed beam angle
- Dimmer and strobe function
- Manual, DMX and Master/Slave control
- Stand alone function

Compact Par 7 Q4

42582 7 x 4 W RGBW LED Par - grey

42584 7 x 4 W RGBW LED Par - black

SHOWTEC

Specifications:

Light Src. Type: LED
 Light Src. Quant.: 7
 Light Src. Pwr.: 4 W
 LED Colour Type: RGBW
 Refresh Rate: 7800 Hz
 Lumen Total: 1100 lm
 Beam °: 15 °
 Ctrl. Mode: Auto / DMX / Master Slave /
 Sound / Stand Alone
 DMX Ch.: 4 / 6 / 11
 Protocols: DMX

Pwr. Supp.: 100-240 VAC 50-60 Hz
 Pwr. Cons.: 32 W
 Pwr. Conn. In.: IEC C13 female
 DMX Conn.: XLR 3P In/Out
 Length (mm): 275 mm
 Width (mm): 95 mm
 Height (mm): 256 mm
 Weight: 2.2 kg
 IP Rate: IP20(indoor use only)
 Housing: Aluminium
 Colour: Grey
 Cooling: Convection

FEATURES:

- Compact 7x 4 W RGBW LED Par
- Double bracket for easy floor positioning
- Narrow 15° fixed beam angle
- Dimmer and strobe function
- Manual, DMX and Master/Slave control
- Auto run and Sound-controlled LED mode
- Available in either black and grey housing



Compact Par 7/15 Q4

42599 7 x 15 W RGBW LED Par

SHOWTEC

Specifications:

Light Src. Type: LED
 Light Src. Quant.: 7
 Light Src. Pwr.: 15 W
 LED Colour Type: RGBW
 Refresh Rate: 1200 Hz
 Lumen Total: 2598 lm
 Beam °: 15 °
 Ctrl. Mode: Built-in Program / DMX / Manual
 DMX Ch.: 4 / 6 / 10
 Protocols: DMX
 Pwr. Supp.: 100-240 VAC 50-60 Hz

Pwr. Cons.: 160 W
 Pwr. Conn. In.: Pro Power Blue
 Pwr. Conn. Out.: ProPower Grey
 DMX Conn.: XLR 3P In/Out / XLR 5P In/Out
 Length (mm): 260 mm
 Width (mm): 105 mm
 Height (mm): 300 mm
 Weight: 3.8 kg
 IP Rate: IP20(indoor use only)
 Housing: Aluminum die-cast
 Colour: Black
 Cooling: Convection

FEATURES:

- Compact 7 x 15 W RGBW LED Par
- 15° fixed beam angle
- Double bracket for easy floor positioning
- Easily link up to 15 units
- Dimmer and strobe function
- Available in either black and white housing
- Manual, DMX and Master/Slave control







Compact Par 18 MKII

42592 18 x 3 W RGB LED Par - black

42592W 18 x 3 W RGB LED Par - white

SHOWTEC

Specifications:

Light Src. Type:	LED	Pwr. Supp.:	100-240 VAC 50-60 Hz
Light Src. Quant. :	18	Pwr. Cons.:	60 W
Light Src. Pwr.:	3 W	Pwr. Conn. In.:	IEC C13 female
LED Colour Type:	RGB	Pwr. Conn. Out.:	IEC C14 male
Refresh Rate:	7800 Hz	DMX Conn.:	XLR 3P In/Out
Lumen Total:	2323 lm	Length (mm):	250 mm
Beam °:	28 °	Width (mm):	290 mm
Ctrl. Mode:	Auto / Built-in Program / DMX / Master Slave / Sound	Height (mm):	96 mm
DMX Ch.:	1 / 3 / 4 / 6	Weight:	3 kg
Protocols:	DMX	IP Rate:	IP20(indoor use only)
		Housing:	Metal
		Colour:	Black
		Cooling:	Convection

FEATURES:

- Compact 18 x 3 W RGB LED Par
- Suitable for studio applications
- Silent operation
- Flicker free
- Easy link up to 15 units
- Available in either black and white housing
- Manual, DMX and Master/Slave control



Compact Par 18 Q4

42589 18 x 7 W RGBW LED Par

42588 White Body

SHOWTEC

Specifications:

Light Src. Type:	LED	Pwr. Cons.:	132 W
Light Src. Quant. :	18	Pwr. Conn. In.:	Pro Power Blue
Light Src. Pwr.:	7 W	Pwr. Conn. Out.:	ProPower Grey
LED Colour Type:	RGBW	DMX Conn.:	XLR 3P In/Out / XLR 5P In/Out
Refresh Rate:	12000 Hz	Length (mm):	300 mm
Lumen Total:	4997 lm	Width (mm):	131 mm
Beam °:	15 °	Height (mm):	313 mm
Ctrl. Mode:	Auto / DMX / Manual	Weight:	5.2 kg
DMX Ch.:	4 / 6 / 10	IP Rate:	IP20(indoor use only)
Protocols:	DMX	Housing:	Aluminum die-cast
Pwr. Supp.:	100-240 VAC 50-60 Hz	Colour:	Black
		Cooling:	Convection

FEATURES:

- Compact 18 x 7 W RGBW LED Par
- Double bracket for easy floor positioning
- Narrow 15° fixed beam angle
- Dimmer and strobe function
- Manual, DMX and Master/Slave control
- Auto run and Sound-controlLED mode
- Available in either black and white housing

Luna Par 60 Q4

43321 60 W RGBW COB LED Spot

SHOWTEC

Specifications:

Light Src. Type: LED
 Light Src. Quant.: 1
 Light Src. Pwr.: 60 W
 LED Colour Type: RGBW
 Refresh Rate: 1000 Hz
 Lumen Total: 3700 lm
 Beam °: 90 °
 Ctrl. Mode: DMX / Manual / Sound / Stand Alone
 DMX Ch.: 4 / 6 / 11
 Protocols: DMX

Pwr. Supp.: 100-240 VAC 50-60 Hz
 Pwr. Cons.: 65 W
 Pwr. Conn. In.: Pro Power Blue
 Pwr. Conn. Out.: ProPower Grey
 DMX Conn.: XLR 3P In/Out
 Length (mm): 1254 mm
 Width (mm): 229 mm
 Height (mm): 152 mm
 Weight: 2.1 kg
 IP Rate: IP20(indoor use only)
 Housing: Aluminium
 Colour: Black
 Cooling: Axial fan



FEATURES:

- 60 W RGBW COB LED Spot
- Stylish design with flat backside for uplighting position
- 90° beam angle and included 25° diffuser
- Dimmer and strobe function
- Manual, DMX and Master/Slave controllable
- Manual, Auto run and Sound-controlLED mode
- Perfect for lighting objects or colour mixing on stage

Luna Par 120 Q4

43322 120 W RGBW COB LED Spot

SHOWTEC

Specifications:

Light Src. Type: LED
 Light Src. Quant.: 1
 Light Src. Pwr.: 120 W
 LED Colour Type: RGBW
 Refresh Rate: 1000 Hz
 Lumen Total: 4950 lm
 Beam °: 90 °
 Ctrl. Mode: Auto / DMX / Manual / Master Slave / Sound
 DMX Ch.: 4 / 6 / 11
 Protocols: DMX

Pwr. Supp.: 100-240 VAC 50-60 Hz
 Pwr. Cons.: 125 W
 Pwr. Conn. In.: Pro Power Blue
 Pwr. Conn. Out.: ProPower Grey
 DMX Conn.: XLR 3P In/Out
 Length (mm): 256 mm
 Width (mm): 250 mm
 Height (mm): 190 mm
 Weight: 2.74 kg
 IP Rate: IP20(indoor use only)
 Housing: Aluminium
 Colour: Black
 Cooling: Axial fan



FEATURES:

- Bright 120 W RGBW COB LED Spot
- Stylish design with flat backside for uplighting position
- 90° beam angle and included 25° diffuser
- Dimmer and strobe function
- Manual, DMX and Master/Slave controllable
- Manual, Auto run and Sound-controlLED mode
- Perfect for lighting objects or colour mixing on stage



Power Spot 3 Q5

42573 3 x 10 W RGBWA LED Spot

SHOWTEC

Specifications:

Light Src. Type: LED
 Light Src. Quant. : 3
 Light Src. Pwr.: 10 W
 LED Colour Type: RGBWA
 Refresh Rate: 7800 Hz
 Lumen Total: 781 lm
 Beam °: 25 °
 Ctrl. Mode: Auto / Built-in Program /
 DMX / Master Slave /
 Static Dimmer

DMX Ch.: 5 / 7 / 9
 Protocols: DMX

Pwr. Supp.: 100-240 VAC 50-60 Hz
 Pwr. Cons.: 32 W
 Pwr. Conn. In.: IEC C13 female
 Pwr. Conn. Out.: IEC C14 male
 DMX Conn.: XLR 3P In/Out
 Length (mm): 200 mm
 Width (mm): 90 mm
 Height (mm): 224 mm
 Weight: 1.6 kg
 IP Rate: IP20(indoor use only)
 Housing: Aluminum die-cast
 Colour: Black
 Cooling: Convection

FEATURES:

- 3x 10 W RGBWA LED Spot
- Silent, fanless operations
- Double bracket
- Flicker free
- Dimmer and strobe function
- Controllable via DMX and Master/Slave
- Manual, Auto run and Sound-controlLED mode



Power Spot 6 Q5

42574 6 x 10 W RGBWA LED Spot

SHOWTEC

Specifications:

Light Src. Type: LED
 Light Src. Quant. : 6
 Light Src. Pwr.: 10 W
 LED Colour Type: RGBWA
 Refresh Rate: 7800 Hz
 Lumen Total: 1303 lm
 Beam °: 25 °
 Ctrl. Mode: Auto / Built-in Program /
 DMX / Master Slave / Static
 Dimmer

DMX Ch.: 5 / 7 / 9
 Protocols: DMX

Pwr. Supp.: 100-240 VAC 50-60 Hz
 Pwr. Cons.: 45 W
 Pwr. Conn. In.: IEC C13 female
 Pwr. Conn. Out.: IEC C14 male
 DMX Conn.: XLR 3P In/Out
 Length (mm): 245 mm
 Width (mm): 105 mm
 Height (mm): 255 mm
 Weight: 2.5 kg
 IP Rate: IP20(indoor use only)
 Housing: Aluminum die-cast
 Colour: Black
 Cooling: Convection

FEATURES:

- 6x 10 W RGBWA LED Spot
- Silent, fanless operations
- Double bracket
- Flicker free
- Dimmer and strobe function
- Controllable via DMX and Master/Slave
- Manual, Auto run and Sound-controlLED mode

Power Spot 9 Q5

42575 9 x 10 W RGBWA LED Spot

SHOWTEC

Specifications:

Light Src. Type:	LED	Pwr. Supp.:	100-240 VAC 50-60 Hz
Light Src. Quant. :	9	Pwr. Cons.:	65 W
Light Src. Pwr.:	10 W	Pwr. Conn. In.:	IEC C13 female
LED Colour Type:	RGBWA	Pwr. Conn. Out.:	IEC C14 male
Refresh Rate:	7800 Hz	DMX Conn.:	XLR 3P In/Out
Lumen Total:	2346 lm	Length (mm):	270 mm
Beam °:	25 °	Width (mm):	90 mm
Ctrl. Mode:	Auto / Built-in Program / DMX / Master Slave / Static Dimmer	Height (mm):	300 mm
DMX Ch.:	5 / 7 / 9	Weight:	2.9 kg
Protocols:	DMX	IP Rate:	IP20(indoor use only)
		Housing:	Aluminum die-cast
		Colour:	Black
		Cooling:	Convection

FEATURES:

- 9x 10 W RGBWA LED Spot
- Silent, fanless operations
- Double bracket
- Flicker free
- Dimmer and strobe function
- Controllable via DMX and Master/Slave
- Manual, Auto run and Sound-controlLED mode



Power Spot 9 Q6 Tour

42576 9 x 10 W RGBWA-UV LED Spot

SHOWTEC

Specifications:

Light Src. Type:	LED	Pwr. Supp.:	100-240 VAC 50-60 Hz
Light Src. Quant. :	9	Pwr. Cons.:	122 W
Light Src. Pwr.:	12 W	Pwr. Conn. In.:	powerCON Blue
LED Colour Type:	RGBWAUV	Pwr. Conn. Out.:	powerCON Grey
Refresh Rate:	7800 Hz	DMX Conn.:	XLR 3P In/Out / XLR 5P In/Out
Lumen Total:	2346 lm	Length (mm):	264 mm
Beam °:	18 °	Width (mm):	113 mm
Ctrl. Mode:	Auto / Built-in Program / DMX / Master Slave / Static Dimmer	Height (mm):	294 mm
DMX Ch.:	6 / 8 / 10	Weight:	2.84 kg
Protocols:	DMX	IP Rate:	IP20(indoor use only)
		Housing:	Aluminum die-cast
		Colour:	Black
		Cooling:	Convection

FEATURES:

- 9x 10 W RGBWA-UV LED Spot
- Silent, fanless operation
- Double bracket
- Flicker-free
- Dimmer and strobe function
- Controllable via DMX and Master/Slave
- Manual, Auto run, and Sound-controlLED mode



Spectral M800 Q4 Tour

43570 14 x 5 W RGBW LED Spot

SHOWTEC

Specifications:

Light Src. Type:	LED	Pwr. Supp.:	100-240 VAC 50-60 Hz
Light Src. Quant. :	14	Pwr. Cons.:	65 W
Light Src. Pwr.:	5 W	Pwr. Conn. In.:	powerCON Blue
LED Colour Type:	RGBW	Pwr. Conn. Out.:	powerCON Grey
Refresh Rate (min):	600 Hz	DMX Conn.:	XLR 3P In/Out / XLR 5P In/Out
Refresh Rate (max):	25 kHz	Length (mm):	180 mm
Lumen Total:	1452 lm	Width (mm):	235 mm
Beam °:	16 °	Height (mm):	323 mm
Ctrl. Mode:	Auto / Built-in Program / DMX / Manual	Weight:	4.3 kg
DMX Ch.:	4 / 5 / 6 / 7 / 9 / 10 / 13 / 15	IP Rate:	IP20(indoor use only)
Protocols:	DMX / RDM	Housing:	Aluminum die-cast
		Colour:	Black
		Cooling:	Convection

FEATURES:

- 14 x 5 W RGBW LED Spot
- 16° fixed beam angle
- Dimmer and strobe function
- DMX and Master/Slave control
- Silent, fanless operation





Cameleon Spot Q4 42673 15 W RGBW LED Spot

SHOWTEC

Specifications:

Light Src. Type: LED
 Light Src. Quant. : 1
 Light Src. Pwr.: 15 W
 LED Colour Type: RGBW
 Refresh Rate (min): 3000 Hz
 Refresh Rate (max): 12 kHz
 Lumen Total: 570 lm
 Ctrl. Mode: Auto / DMX / Master Slave
 DMX Ch.: 4 / 6 / 10
 Protocols: DMX
 Pwr. Supp.: 100-240 VAC 50-60 Hz
 Pwr. Cons.: 20 W

Pwr. Conn. In.: Dedicated IP65 Powerconnection
 Pwr. Conn. Out.: Dedicated IP65 Powerconnection
 DMX Conn.: Dedicated 3P IP65 In/Out
 Length (mm): 155 mm
 Width (mm): 235 mm
 Height (mm): 195 mm
 Weight: 2 kg
 IP Rate: IP65
 Housing: Aluminium
 Colour: Black
 Cooling: Convection

FEATURES:

- 15 W RGBW LED Spot
- Suitable for colour mixing on stage
- IP65 (dust and water resistant, fit for outdoor use)
- 16° fixed beam angle
- Dimmer and strobe function
- Manual, DMX, IR and Master/Slave control
- Clamp and IP65 power connector included



Spectral M800 Q4 IP65

43571 IP65 14 x 5 W RGBW LED Spot

SHOWTEC

Specifications:

Light Src. Type: LED
 Light Src. Quant. : 14
 Light Src. Pwr.: 5 W
 LED Colour Type: RGBW
 Refresh Rate (min): 600 Hz
 Refresh Rate (max): 25 kHz
 Lumen Total: 1452 lm
 Ctrl. Mode: Auto / Built-in Program / DMX / Manual / Master Slave
 DMX Ch.: 4 / 5 / 6 / 7 / 9 / 10 / 13 / 15
 Protocols: DMX / RDM
 Pwr. Supp.: 100-240 VAC 50-60 Hz

Pwr. Cons.: 65 W
 Pwr. Conn. In.: powerCON TRUE1 In (Male)
 Pwr. Conn. Out.: powerCON TRUE1 Out (Female)
 DMX Conn.: Dedicated 3P IP65 In/Out
 Length (mm): 180 mm
 Width (mm): 235 mm
 Height (mm): 320 mm
 Weight: 5.2 kg
 IP Rate: IP65
 Housing: Aluminum die-cast
 Colour: Black
 Cooling: Convection

FEATURES:

- Solid and reliable 14 x 5 W RGBW LED Spot
- 16° fixed beam angle
- IP65 (dust and water resistant, fit for outdoor use)
- Dimmer and strobe function
- DMX and Master/Slave control
- Silent, fanless operations

Spectral M1500 Zoom Q4 MKIII

43549 IP66 7 x 20 W RGBW Osram LED Spot

SHOWTEC

Specifications:		Pwr. Supp.:	100-240 VAC 50-60 Hz
Light Src. Type:	LED	Pwr. Cons.:	128 W
Light Src. Quant. :	7	Pwr. Conn. In.:	powerCON TRUE1 In (Male)
Light Src. Pwr.:	20 W	Pwr. Conn. Out.:	powerCON TRUE1 Out (Female)
LED Colour Type:	RGBW	DMX Conn.:	Dedicated 3P IP65 In/Out
Refresh Rate:	1200 Hz	Length (mm):	255 mm
Lumen Total:	2300 lm	Width (mm):	225 mm
Zoom Min.:	8 °	Height (mm):	360 mm
Zoom Max.:	40 °	Weight:	7.08 kg
Ctrl. Mode:	Auto / DMX / Manual / Master Slave	IP Rate:	IP65
DMX Ch.:	3 / 4 / 5 / 6 / 7 / 12 / 17	Housing:	Aluminum die-cast
Protocols:	DMX	Colour:	Black
		Cooling:	Convection



FEATURES:

- 7 x 20 W RGBW Osram LED Spot
- Wide motorised zoom range (pin spot to wash)
- 2 controllable sections (centre and surrounding spots)
- IP65 (dust and water resistant, fit for outdoor use)
- Dimmer and strobe function
- DMX and Master/Slave control
- High CRI
- Silent, fanless operations

Spectral M3000 Zoom Q4 MKII

43548 IP65 14 x 12 W RGBW Osram LED Spot

SHOWTEC

Specifications:		Pwr. Cons.:	200 W
Light Src. Type:	LED	Pwr. Conn. In.:	powerCON TRUE1 In (Male)
Light Src. Quant. :	14	Pwr. Conn. Out.:	powerCON TRUE1 Out (Female)
Light Src. Pwr.:	12 W	DMX Conn.:	Dedicated 3P IP65 In/Out / Dedicated 5P IP65 In/Out
LED Colour Type:	RGBW	Length (mm):	250 mm
Refresh Rate:	900 Hz	Width (mm):	275 mm
Lumen Total:	3900 lm	Height (mm):	375 mm
Zoom Min.:	8 °	Weight:	8.4 kg
Zoom Max.:	40 °	IP Rate:	IP65
Ctrl. Mode:	Auto / DMX / Manual / Master Slave	Housing:	Aluminum die-cast
DMX Ch.:	3 / 4 / 5 / 6 / 7 / 12 / 17	Colour:	Black
Protocols:	DMX	Cooling:	Convection
Pwr. Supp.:	100-240 VAC 50-60 Hz		



FEATURES:

- 14 x 12 W RGBW Osram LED Spot
- Wide motorised zoom range (pin spot to wash)
- IP65 (dust and water resistant, fit for outdoor use)
- Dimmer and strobe function
- DMX and Master/Slave control
- Silent, fanless operations



Spectral PC 400Z

43554 IP65 45 W PC RGBW LED Spot

SHOWTEC

Specifications:

Light Src. Type: LED
 Light Src. Quant. : 1
 Light Src. Pwr.: 45 W
 LED Colour Type: RGBW
 Refresh Rate (min): 600 Hz
 Refresh Rate (max): 25000 kHz
 Lumen Total: 368 lm
 Zoom Min.: 3 °
 Zoom Max.: 18 °
 Ctrl. Mode: Auto / Built-in Program / DMX / Manual
 DMX Ch.: 9 / 12 / 17
 Protocols: DMX / RDM

Pwr. Supp.: 100-240 VAC 50-60 Hz
 Pwr. Cons.: 45 W
 Pwr. Conn. In.: powerCON TRUE1 In (Male)
 Pwr. Conn. Out.: powerCON TRUE1 Out (Female)
 DMX Conn.: Dedicated 5P IP65 In/Out
 Length (mm): 230 mm
 Width (mm): 135 mm
 Height (mm): 330 mm
 Weight: 3.5 kg
 IP Rate: IP65
 Housing: Aluminum die-cast
 Colour: Black
 Cooling: Convection

FEATURES:

- 45 W RGBW LED Par
- Motorised zoom
- IP65 (dust and water resistant, fit for outdoor use)
- PC Lens optics for a homogeneous output
- Dimmer and strobe function
- DMX and Master/Slave control
- Silent, fanless operations



Spectral PC 600Z

43551 IP65 60 W PC RGBW LED Spot

SHOWTEC

Specifications:

Light Src. Type: LED
 Light Src. Quant. : 1
 Light Src. Pwr.: 60 W
 LED Colour Type: RGBW
 Refresh Rate (min): 600 Hz
 Refresh Rate (max): 25000 kHz
 Lumen Total: 753 lm
 Zoom Min.: 4 °
 Zoom Max.: 45 °
 Ctrl. Mode: Auto / Built-in Program / DMX / Manual
 DMX Ch.: 9 / 12 / 17
 Protocols: DMX / RDM

Pwr. Supp.: 100-240 VAC 50-60 Hz
 Pwr. Cons.: 85 W
 Pwr. Conn. In.: powerCON TRUE1 In (Male)
 Pwr. Conn. Out.: powerCON TRUE1 Out (Female)
 DMX Conn.: Dedicated 3P IP65 In/Out
 Length (mm): 243 mm
 Width (mm): 240 mm
 Height (mm): 300 mm
 Weight: 5.8 kg
 IP Rate: IP65
 Housing: Aluminum die-cast
 Colour: Black
 Cooling: Convection

FEATURES:

- 60 W RGBW LED Par
- Wide and fast motorised zoom (pin spot to wash)
- IP65 (dust and water resistant, fit for outdoor use)
- PC Lens optics for a homogeneous output
- Dimmer and strobe function
- DMX and Master/Slave control
- Silent, fanless operations

Spectral PC 1200Z

43552 IP65 120 W PC RGBW LED Array Spot

SHOWTEC

Specifications:		Pwr. Supp.:	100-240 VAC 50-60 Hz
Light Src. Type:	LED	Pwr. Cons.:	130 W
Light Src. Quant. :	1	Pwr. Conn. In.:	powerCON TRUE1 In (Male)
Light Src. Pwr.:	120 W	Pwr. Conn. Out.:	powerCON TRUE1 Out (Female)
LED Colour Type:	RGBW	DMX Conn.:	Dedicated 3P IP65 In/Out / Dedicated 5P IP65 In/Out
Refresh Rate (min):	600 Hz	Length (mm):	265 mm
Refresh Rate (max):	25000 kHz	Width (mm):	200 mm
Lumen Total:	1693 lm	Height (mm):	385 mm
Zoom Min.:	4 °	Weight:	7.3 kg
Zoom Max.:	45 °	IP Rate:	IP65
Ctrl. Mode:	Auto / Built-in Program / DMX / Manual	Housing:	Aluminum die-cast
DMX Ch.:	9 / 12 / 17	Colour:	Black
Protocols:	DMX / RDM	Cooling:	Convection



FEATURES:

- 120 W RGBW LED Array Par
- Wide and fast motorised zoom range (pin spot to wash)
- IP65 (dust and water resistant, fit for outdoor use)
- PC Lens optics for a homogeneous output
- Dimmer and strobe function
- DMX and Master/Slave control
- Silent, fanless operations

Spectral PC 1800Z

43553 IP65 180 W PC RGBW LED Array Spot

SHOWTEC

Specifications:		Pwr. Supp.:	100-240 VAC 50-60 Hz
Light Src. Type:	LED	Pwr. Cons.:	185 W
Light Src. Quant. :	1	Pwr. Conn. In.:	powerCON TRUE1 In (Male)
Light Src. Pwr.:	180 W	Pwr. Conn. Out.:	powerCON TRUE1 Out (Female)
LED Colour Type:	RGBW	DMX Conn.:	Dedicated 3P IP65 In/Out / Dedicated 5P IP65 In/Out
Refresh Rate (min):	600 Hz	Length (mm):	265 mm
Refresh Rate (max):	25000 kHz	Width (mm):	240 mm
Lumen Total:	2067 lm	Height (mm):	405 mm
Zoom Min.:	4 °	Weight:	9.3 kg
Zoom Max.:	45 °	IP Rate:	IP65
Ctrl. Mode:	Auto / Built-in Program / DMX / Manual	Housing:	Aluminum die-cast
DMX Ch.:	9 / 12 / 17	Colour:	Black
Protocols:	DMX / RDM	Cooling:	Convection



FEATURES:

- 180 W RGBW LED Array Par
- Wide and fast motorised zoom range (pin spot to wash)
- IP65 (dust and water resistant, fit for outdoor use)
- PC Lens optics for a homogeneous white and coloured output
- Dimmer and strobe function
- DMX and Master/Slave control



Spectral Revo 6

43640 IP65 125 W RGBALC LED Array Spot

SHOWTEC

Specifications:

Light Src. Type: LED
 Light Src. Quant. : 1
 Light Src. Pwr.: 125 W
 LED Colour Type: RGBALC
 Lumen Total: 3051 lm
 Ctrl. Mode: Auto / Built-in Program / DMX / Manual
 DMX Ch.: 3 / 6 / 7 / 9 / 13 / 20
 Protocols: DMX / RDM
 Pwr. Supp.: 100-240 VAC 50-60 Hz
 Pwr. Cons.: 145 W

Pwr. Conn. In.: powerCON TRUE1 In (Male)
 Pwr. Conn. Out.: powerCON TRUE1 Out (Female)
 DMX Conn.: Dedicated 5P IP65 In/Out
 Length (mm): 425 mm
 Width (mm): 320 mm
 Height (mm): 219 mm
 Weight: 6.1 kg
 IP Rate: IP65
 Housing: Aluminum die-cast
 Colour: Black
 Cooling: Forced Convection

FEATURES:

- Strong 120 W RGBALC LED Array Parcan
- 17° fixed beam angle
- IP65 (dust and water resistant, fit for outdoor use)
- PC Lens optics for a homogeneous output
- 12 step CCT colour temperature range of 1800 K - 8000 K
- DMX and Master/Slave control
- Silent operation



Spectral Revo Tungsten

43642 IP65 140 W tunable Warm White LED Spot

SHOWTEC

Specifications:

Light Src. Type: LED
 Light Src. Quant. : 1
 Light Src. Pwr.: 140 W
 LED Colour Type: WW / NW
 Lumen Total: 7842 lm
 Ctrl. Mode: Auto / Built-in Program / DMX / Manual
 DMX Ch.: 1 / 2 / 3 / 6 / 8
 Protocols: DMX / RDM
 Pwr. Supp.: 100-240 VAC 50-60 Hz
 Pwr. Cons.: 145 W

Pwr. Conn. In.: powerCON TRUE1 In (Male)
 Pwr. Conn. Out.: powerCON TRUE1 Out (Female)
 DMX Conn.: Dedicated 5P IP65 In/Out
 Length (mm): 425 mm
 Width (mm): 320 mm
 Height (mm): 219 mm
 Weight: 6.5 kg
 IP Rate: IP65
 Housing: Aluminum die-cast
 Colour: Black
 Cooling: Forced Convection

FEATURES:

- Reliable 140 W Warm White LED Par
- 16° fixed beam angle
- IP65 (dust and water resistant, fit for outdoor use)
- High CRI for accurate colour rendering
- Tunable 2700 K–4500 K WW colour temperature
- Silent operation
- DMX and Master/Slave control

Spectral Revo Daylight

43643 IP65 140 W tunable Daylight White LED Spot

SHOWTEC

Specifications:		Pwr. Conn. In.:	powerCON TRUE1 In (Male)
		Pwr. Conn. Out.:	powerCON TRUE1 Out (Female)
Light Src. Type:	LED	DMX Conn.:	Dedicated 5P IP65 In/Out
Light Src. Quant. :	1	Length (mm):	425 mm
Light Src. Pwr.:	143 W	Width (mm):	320 mm
LED Colour Type:	CW / NW	Height (mm):	219 mm
Lumen Total:	8838 lm	Weight:	6.5 kg
Ctrl. Mode:	Auto / Built-in Program / DMX / Manual	IP Rate:	IP65
DMX Ch.:	1 / 2 / 3 / 6 / 8	Housing:	Aluminum die-cast
Protocols:	DMX / RDM	Colour:	Black
Pwr. Supp.:	100-240 VAC 50-60 Hz	Cooling:	Forced Convection
Pwr. Cons.:	145 W		

FEATURES:

- Reliable 140 W Daylight White LED Par
- 16° fixed beam angle
- IP65 (dust and water resistant, fit for outdoor use)
- High CRI for accurate colour rendering
- Tunable 4000 K–6500 K DW colour temperature
- Silent operation
- DMX and Master/Slave control



Spectral Revo UV

43641 IP65 100 W PC UV LED Spot

SHOWTEC

Specifications:		Pwr. Conn. In.:	powerCON TRUE1 In (Male)
		Pwr. Conn. Out.:	powerCON TRUE1 Out (Female)
Light Src. Type:	LED	DMX Conn.:	Dedicated 5P IP65 In/Out
Light Src. Quant. :	1	Length (mm):	425 mm
Light Src. Pwr.:	125 W	Width (mm):	320 mm
LED Colour Type:	UV	Height (mm):	219 mm
Lumen Total:	3051 lm	Weight:	6.5 kg
Ctrl. Mode:	Auto / Built-in Program / DMX / Manual	IP Rate:	IP65
DMX Ch.:	1 / 2 / 4	Housing:	Aluminum die-cast
Protocols:	DMX / RDM	Colour:	Black
Pwr. Supp.:	100-240 VAC 50-60 Hz	Cooling:	Forced Convection
Pwr. Cons.:	110 W		

FEATURES:

- 100 W UV LED Par
- Fixed 45° beam angle
- IP65 (dust and water resistant, fit for outdoor use)
- PC Lens optics for a homogeneous output
- Silent operation
- Dimmer and strobe function
- DMX and Master/Slave control



Spots Accessories

Spots

Accessory Holder for Spectral M800

43514 Accessory Holder



SHOWTEC

Barndoor for Spectral M800

43520 Black Four-Leaves metal Barndoor



SHOWTEC

Top Hat for Spectral M800

43521 Black, steel Top Hat



SHOWTEC

Filter Frame for Spectral M800

43522 Steel Colour Filter Frame



SHOWTEC

Accessory Holder for Spectral M1500

43543AH Accessory Holder



SHOWTEC

Barndoor for Spectral M1500

43543BD Black Four-Leaves metal Barndoor



SHOWTEC

Filter Frame for Special M1500

43543FF Steel Colour Filter Frame



SHOWTEC

Accessory Holder for Spectral M3000

43545AH Accessory Holder



SHOWTEC

Barndoor for Spectral M3000

43545BD Black Four-Leaves metal Barndoor



SHOWTEC

Filter Frame for Spectral M3000

43545FF Steel Colour Filter Frame



SHOWTEC



Maniac FX 7

41307 Beam + Wash

SHOWTEC

Specifications:

Light Src. Type: LED
Light Src. Quant.: 14
Light Src. Pwr.: 7 W
LED Colour Type: CW / RGB
Refresh Rate: 500 Hz
Lumen Total: 706 lm
Beam ° Horz.: 6.2 °
Beam ° Vert.: 2.7 °
Ctrl. Mode: Auto / DMX / Master Slave / Sound / Stand Alone
DMX Ch.: 3 / 4 / 6 / 10 / 12 / 15
Protocols: DMX

Pwr. Supp.: 100-240 VAC 50-60 Hz
Pwr. Cons.: 80 W
Pwr. Conn. In.: powerCON Blue
Pwr. Conn. Out.: powerCON Grey
DMX Conn.: XLR 3P In/Out
Length (mm): 1006 mm
Width (mm): 185 mm
Height (mm): 50 mm
Weight: 3.8 kg
IP Rate: IP20(indoor use only)
Housing: Aluminium
Colour: Black
Cooling: Axial fan



FEATURES:

- Powerful Beam effects
- Pixel Control
- Built-in programs
- Power and Data daisy chain

LED Light Bar 8

42196 Indoor Light bar

SHOWTEC

Specifications:

Light Src. Type: LED
Light Src. Quant.: 240
Light Src. Pwr.: 5 W
LED Colour Type: R / G / B
Refresh Rate: 11600 Hz
Lumen Total: 800 lm
Beam ° Horz.: 30 °
Beam ° Vert.: 30 °
Ctrl. Mode: Auto / Built-in Program / DMX / Master Slave / Sound / Stand Alone
DMX Ch.: 2 / 3 / 4 / 14 / 24 / 26

Protocols: DMX
Pwr. Supp.: 100-240 VAC 50-60 Hz
Pwr. Cons.: 23 W
Pwr. Conn. In.: IEC C13 female
Pwr. Conn. Out.: IEC C14 male
DMX Conn.: XLR 3P In/Out
Length (mm): 1070 mm
Width (mm): 65 mm
Height (mm): 88 mm
Weight: 1.58 kg
IP Rate: IP20 (indoor use only)
Housing: Aluminium
Colour: Black
Cooling: Convection



FEATURES:

- Inexpensive batten effect
- 8 sections
- Power and data in- and output
- Compact size

LED Light Bar 12 Pixel

42197 RGBW

SHOWTEC

Specifications:

Light Src. Type: LED
Light Src. Quant.: 12
Light Src. Pwr.: 4 W
LED Colour Type: RGBW
Refresh Rate: 2000 Hz
Lumen Total: 500 lm
Beam ° Horz.: 30 °
Beam ° Vert.: 30 °
Ctrl. Mode: Auto / Built-in Program / DMX / Master Slave / Stand Alone
DMX Ch.: 4 / 6 / 10 / 12 / 18 / 48

Protocols: DMX
Pwr. Supp.: 100-240 VAC 50-60 Hz
Pwr. Cons.: 20 W
Pwr. Conn. In.: IEC C13 female
Pwr. Conn. Out.: IEC C14 male
DMX Conn.: XLR 3P In/Out
Length (mm): 1080 mm
Width (mm): 65 mm
Height (mm): 88 mm
Weight: 21.4 kg
IP Rate: IP20(indoor use only)
Housing: Aluminium
Colour: Black
Cooling: Convection



FEATURES:

- RGBW 4-in-1 Colours
- Pixel Control
- Power and Data daisy chain
- Compact size

Light Bars Indoor

Light Bars



Pulse Pixel Bar 16 Q4

41305 Indoor Light bar

SHOWTEC

Specifications:

Light Src. Type: LED
 Light Src. Quant.: 16
 Light Src. Pwr.: 5 W
 LED Colour Type: RGBW
 Refresh Rate: 2000 Hz
 Lumen Total: 2405 lm
 Beam ° Horz.: 20 °
 Beam ° Vert.: 20 °
 Ctrl. Mode: Built-in Program / DMX / Master Slave / Stand Alone
 DMX Ch.: 4 / 6 / 10 / 64
 Protocols: DMX

Pwr. Supp.: 100-240 VAC 50-60 Hz
 Pwr. Cons.: 58 W
 Pwr. Conn. In.: Pro Power Blue
 Pwr. Conn. Out.: Pro Power Grey
 DMX Conn.: XLR 3P In/Out
 Length (mm): 960 mm
 Width (mm): 130 mm
 Height (mm): 185 mm
 Weight: 3.8 kg
 IP Rate: IP20 (indoor use only)
 Housing: Aluminium
 Colour: Black
 Cooling: Convection

FEATURES:

- RGBW Prolight Opto LEDs
- Pixel Control
- Versatile rigging possibilities
- Power and Data daisy chain

Case for 4x Pulse Pixel Bar 16

D7042 Value Line



Pixelbar 16Q6

41308 RGBWA-UV

SHOWTEC

Specifications:

Light Src. Type: LED
 Light Src. Quant.: 16
 Light Src. Pwr.: 10 W
 LED Colour Type: RGBWAUV
 Refresh Rate: 12000 Hz
 Lumen Total: 4020 lm
 Beam ° Horz.: 25 °
 Beam ° Vert.: 25 °
 Ctrl. Mode: Art-Net / Auto / DMX / Manual / Master Slave / Stand Alone
 DMX Ch.: 6 / 8 / 12 / 96 / 101
 Protocols: Art-Net / DMX

Pwr. Supp.: 100-240 VAC 50-60 Hz
 Pwr. Cons.: 170 W
 Pwr. Conn. In.: Pro Power Blue
 Pwr. Conn. Out.: ProPower Grey
 DMX Conn.: XLR 3P In/Out / XLR 5P In/Out
 Length (mm): 1047 mm
 Width (mm): 136 mm
 Height (mm): 146.5 mm
 Weight: 6.5 kg
 IP Rate: IP20 (indoor use only)
 Housing: Aluminium
 Colour: Black
 Cooling: Convection

FEATURES:

- RGBWA-UV LED
- Pixel control
- DMX, Art-Net Control
- Brackets included.



Pixel Bar 8 COB

41266 Indoor Light bar

SHOWTEC

Specifications:

Light Src. Type: LED
 Light Src. Quant.: 8
 Light Src. Pwr.: 15 W
 LED Colour Type: RGB
 Refresh Rate: 7800 Hz
 Lumen Total: 1050 lm
 Beam ° Horz.: 60 °
 Beam ° Vert.: 60 °
 Ctrl. Mode: Auto / Built-in Program / DMX / Master Slave / Sound
 DMX Ch.: 2 / 3 / 5 / 6 / 12 / 24
 Protocols: DMX

Pwr. Supp.: 100-240 VAC 50-60 Hz
 Pwr. Cons.: 120 W
 Pwr. Conn. In.: IEC C13 female
 Pwr. Conn. Out.: IEC C14 male
 DMX Conn.: XLR 3P In/Out
 Length (mm): 735 mm
 Width (mm): 110 mm
 Height (mm): 85 mm
 Weight: 2.8 kg
 IP Rate: IP20 (indoor use only)
 Housing: Aluminium
 Colour: Black
 Cooling: Axial fan

FEATURES:

- 3-in-1 COB LED Technology
- Linkable
- Multiple DMX modes for total pixel control
- Large Beam Angle

Cameleon Bar 24/3

42695 24 x 3 W RGB LED Bar

SHOWTEC

Specifications:

Light Src. Type: LED
 Light Src. Quant.: 24
 Light Src. Pwr.: 3 W
 LED Colour Type: RGB
 Refresh Rate: 7800 Hz
 Lumen Total: 3180 lm
 Beam ° Horz.: 40 °
 Beam ° Vert.: 40 °
 Ctrl. Mode: Auto / DMX / Master Slave
 DMX Ch.: 3 / 5
 Protocols: DMX
 Pwr. Supp.: 100-240 VAC 50-60 Hz

Pwr. Cons.: 80 W
 Pwr. Conn. In.: Dedicated IP65 Powerconnection
 Pwr. Conn. Out.: Dedicated IP65 Powerconnection
 DMX Conn.: Dedicated 3P IP65 In/Out
 Length (mm): 1025 mm
 Width (mm): 88 mm
 Height (mm): 77 mm
 Weight: 6.7 kg
 IP Rate: IP65
 Housing: Aluminum die-cast
 Colour: Black
 Cooling: Convection



FEATURES:

- Powerful 24 x 3 W RGB LED Flood
- Silent, fanless operations
- IP65 (dust and water resistant, fit for outdoor use)
- Multivoltage power supply
- 40° fixed beam angle
- Dimmer and strobe effects
- Manual, DMX and Master/Slave control

Cameleon Bar 16

42670 16 x 5 W RGBW LED Bar

SHOWTEC

Specifications:

Light Src. Type: LED
 Light Src. Quant.: 16
 Light Src. Pwr.: 5 W
 LED Colour Type: RGBW
 Refresh Rate: 6000 Hz
 Lumen Total: 2966 lm
 Beam ° Horz.: 39 °
 Beam ° Vert.: 39 °
 Ctrl. Mode: Auto / DMX / Master Slave
 DMX Ch.: 4 / 5 / 6 / 9
 Protocols: DMX
 Pwr. Supp.: 100-240 VAC 50-60 Hz

Pwr. Cons.: 75 W
 Pwr. Conn. In.: Dedicated IP65 Powerconnection
 Pwr. Conn. Out.: Dedicated IP65 Powerconnection
 DMX Conn.: Dedicated 3P IP65 In/Out
 Length (mm): 1002 mm
 Width (mm): 72 mm
 Height (mm): 142 mm
 Weight: 6.2 kg
 IP Rate: IP65
 Housing: Aluminum die-cast
 Colour: Black
 Cooling: Convection



FEATURES:

- 16 x 5 W RGBW LED Bar
- Suitable for colour mixing on stage
- IP65 (dust and water resistant, fit for outdoor use)
- 39° fixed beam angle
- Dimmer and strobe function
- Manual, DMX, IR and Master/Slave control
- Clamp and IP65 power connector included



Cameleon Bar 18/4

42696 18 x 8 W RGBW LED Bar

SHOWTEC

Specifications:

Light Src. Type: LED
 Light Src. Quant. : 18
 Light Src. Pwr.: 8 W
 LED Colour Type: RGBW
 Refresh Rate: 7800 Hz
 Lumen Total: 3200 lm
 Beam ° Horz.: 18 °
 Beam ° Vert.: 18 °
 Ctrl. Mode: Auto / DMX / Master Slave /
 Static Dimmer
 DMX Ch.: 3 / 6 / 24
 Protocols: DMX
 Pwr. Supp.: 100-240 VAC 50-60 Hz

Pwr. Cons.: 125 W
 Pwr. Conn. In.: Dedicated IP65
 Powerconnection
 Dedicated IP65
 Pwr. Conn. Out.: Powerconnection
 Dedicated 3P IP65 In/Out
 DMX Conn.: Dedicated 3P IP65 In/Out
 Length (mm): 1027 mm
 Width (mm): 130 mm
 Height (mm): 100 mm
 Weight: 7.5 kg
 IP Rate: IP65
 Housing: Aluminum die-cast
 Colour: Black
 Cooling: Convection

FEATURES:

- Powerful 18 x 8 W RGBW LED Bar
- Silent, fanless operations
- IP65 (dust and water resistant, fit for outdoor use)
- Multivoltage power supply
- 18° fixed beam angle
- Dimmer and strobe effects
- Manual, DMX and Master/Slave control



Cameleon Bar 24/1 UV

42685 24 x 2 W UV LED Bar

SHOWTEC

Specifications:

Light Src. Type: LED
 Light Src. Quant. : 24
 Light Src. Pwr.: 2 W
 LED Colour Type: UV
 Refresh Rate: 7.8 Hz
 Lumen Total: 24 lm
 Beam ° Horz.: 25 °
 Beam ° Vert.: 25 °
 Ctrl. Mode: Auto / DMX / Master Slave
 DMX Ch.: 2 / 5
 Protocols: DMX
 Pwr. Supp.: 100-240 VAC 50-60 Hz

Pwr. Cons.: 70 W
 Pwr. Conn. In.: Dedicated IP65
 Powerconnection
 Dedicated IP65
 Pwr. Conn. Out.: Powerconnection
 Dedicated 3P IP65 In/Out
 DMX Conn.: Dedicated 3P IP65 In/Out
 Length (mm): 1058 mm
 Width (mm): 80 mm
 Height (mm): 87 mm
 Weight: 6.1 kg
 IP Rate: IP65
 Housing: Aluminum die-cast
 Colour: Black
 Cooling: Convection

FEATURES:

- Powerful 24 x 2 W UV LED Flood
- Silent, fanless operations
- IP65 (dust and water resistant, fit for outdoor use)
- Multivoltage power supply
- 25° fixed beam angle
- Dimmer and strobe function
- Manual, DMX and Master/Slave control

Cameleon Bar 12/3

42694 12 x 3 W RGB LED Bar

SHOWTEC

Specifications:

Light Src. Type: LED
 Light Src. Quant.: 12
 Light Src. Pwr.: 3 W
 LED Colour Type: RGB
 Refresh Rate: 7800 Hz
 Lumen Total: 1600 lm
 Beam ° Horz.: 45 °
 Beam ° Vert.: 45 °
 Ctrl. Mode: Auto / DMX / Master Slave
 DMX Ch.: 3 / 5
 Protocols: DMX
 Pwr. Supp.: 100-240 VAC 50-60 Hz

Pwr. Cons.: 45 W
 Pwr. Conn. In.: Dedicated IP65 Powerconnection
 Pwr. Conn. Out.: Dedicated IP65 Powerconnection
 DMX Conn.: Dedicated 3P IP65 In/Out
 Length (mm): 525 mm
 Width (mm): 88 mm
 Height (mm): 80 mm
 Weight: 2.6 kg
 IP Rate: IP65
 Housing: Aluminum die-cast
 Colour: Black
 Cooling: Convection



FEATURES:

- Compact, yet powerful 12 x 3 W RGB LED Bar
- IP65 (dust and water resistant, fit for outdoor use)
- Wide 45° fixed beam angle
- Dimmer and strobe function
- Manual, DMX and Master/Slave control
- IP65 power connector and clamp included

Candela Pix 50

41280 IP65

SHOWTEC

Specifications:

Light Src. Type: LED
 Light Src. Quant.: 7
 Light Src. Pwr.: 15 W
 LED Colour Type: RGBW
 Refresh Rate: 16000 Hz
 Refresh Rate (min): 250 Hz
 Refresh Rate (max): 16 kHz
 Lumen Total: 15242 lm
 Beam ° Horz.: 10 °
 Beam ° Vert.: 10 °
 Ctrl. Mode: Auto / DMX / Master Slave
 DMX Ch.: 4 / 6 / 9 / 28
 Protocols: DMX

Pwr. Supp.: 100-240 VAC 50-60 Hz
 Pwr. Cons.: 105 W
 Pwr. Conn. In.: powerCON TRUE1 In (Male)
 Pwr. Conn. Out.: powerCON TRUE1 Out (Female)
 DMX Conn.: XLR 3P In/Out
 Length (mm): 515 mm
 Width (mm): 150 mm
 Height (mm): 240 mm
 Weight: 6.5 kg
 IP Rate: IP65
 Housing: Aluminium
 Colour: Black
 Cooling: Convection



FEATURES:

- powerCON TRUE1 in & out
- IP65 Rating
- Exceptionally smooth RGBW Colour mixing
- Pixel control

Case for 8x Candela Pix 50

D7057 Flight case

Light Bars Outdoor

Light Bars



Candela Pix 100

41281 IP65

SHOWTEC

Specifications:

Light Src. Type: LED
 Light Src. Quant. : 14
 Light Src. Pwr.: 15 W
 LED Colour Type: RGBW
 Refresh Rate: 16000 Hz
 Refresh Rate (min): 250 Hz
 Refresh Rate (max): 16 kHz
 Lumen Total: 11000 lm
 Beam ° Horz.: 8 °
 Beam ° Vert.: 8 °
 Ctrl. Mode: Auto / DMX / Master Slave
 DMX Ch.: 4 / 6 / 9 / 56
 Protocols: DMX

Pwr. Supp.: 100-240 VAC 50-60 Hz
 Pwr. Cons.: 212 W
 Pwr. Conn. In.: powerCON TRUE1 In (Male)
 Pwr. Conn. Out.: powerCON TRUE1 Out (Female)
 DMX Conn.: XLR 3P In/Out
 Length (mm): 1024 mm
 Width (mm): 150 mm
 Height (mm): 235 mm
 Weight: 10.2 kg
 IP Rate: IP65
 Housing: Aluminium
 Colour: Black
 Cooling: Convection

FEATURES:

- powerCON TRUE1 in & out
- IP65 Rating
- 15 W RGBW Prolight opto LEDs
- Pixel control

Case for 8x Candela Pix 100

D7058 Flight case



Showtec Candela Pix 100 Set

41281SET01 8x Candela Pix + Case

SHOWTEC

Specifications:

FEATURES:

- powerCON TRUE1 in & out
- IP65 Rating
- 15 W RGBW Prolight opto LEDs
- Pixel control

Diffusor for Candela Pix 100

SHOWTEC

41284 20°

41285 40°

41286 15° x 60°



Diffusor for Candela Pix 50

SHOWTEC

41282 20°

41283 40°

41287 15° x 60°



EventDOT 15 Q4

44011 15 W RGBW

SHOWTEC

Specifications:

Light Src. Type: LED
 Light Src. Quant. : 1
 Light Src. Pwr.: 15 W
 LED Colour Type: RGBW
 Refresh Rate: 1000 Hz
 Lumen Total: 118 lm
 CCT: 6500 K
 Beam °: 8 °
 Runtime @Full: 6 h
 Charging Time: 4.5 h
 Batt. Life: 400 cycles
 Ctrl. Mode: Auto / Built-in Program / DMX / IR / Manual

DMX Ch.: 1 / 2 / 4 / 5 / 6 / 9
 Protocols: Art-Net / sACN
 WL: Wifi
 Pwr. Supp.: 220V-240 VAC 50 Hz
 Pwr. Cons.: 20 W
 Pwr. Conn. In.: Low Voltage DC plug
 Length (mm): 143 mm
 Width (mm): 101 mm
 Height (mm): 81 mm
 Weight: 0.8 kg
 IP Rate: IP20 Rear / IP54 Front
 Material: Aluminium / Plastic
 Housing: ABS
 Colour: Black



FEATURES:

- Compact Size
- Multiple mounting possibilities
- Including 3 different diffusers
- Up to 16 hours battery life (colour mixing)

Case for 6 x Event Dot 16

44012 Including Accessory Space



Battery Spots Battery Lights



EventLITE 4/10 Q4

44060 Incl. Wireless DMX, black

SHOWTEC

Specifications:

Light Src. Type: LED
 Light Src. Quant. : 4
 Light Src. Pwr.: 40 W
 LED Colour Type: RGBW
 Refresh Rate: 1000 Hz
 Lumen Total: 570 lm
 Beam °: 15 °
 Runtime @Full: 5 h
 Charging Time: 10 h
 Ctrl. Mode: DMX / Manual / Master Slave / Stand Alone
 DMX Ch.: 4 / 6 / 9

Protocols: DMX
 WL: WL DMX
 Pwr. Supp.: 100-240 VAC 50-60 Hz
 Pwr. Cons.: 45 W
 Pwr. Conn. In.: IEC C13 female
 DMX Conn.: XLR 3P In/Out
 Length (mm): 140 mm
 Width (mm): 140 mm
 Height (mm): 205 mm
 Weight: 3.2 kg
 IP Rate: IP20 Rear / IP54
 Housing: Metal
 Colour: Black

FEATURES:

- Long battery life (up to 6 hours of RGBW)
- RGBW 4-in-1 LEDs
- Wireless DMX by Wireless Solutions Sweden
- Eco mode for extended battery life
- Controllable by optional IR-remote



EventLITE 4/10 Q4 Set

44061 Flight Case Incl. 6 x EventLITE

SHOWTEC

Specifications:

Light Src. Type: LED
 Light Src. Quant. : 4
 Light Src. Pwr.: 10 W
 LED Colour Type: RGBW
 Refresh Rate: 1000 Hz
 Lumen Total: 570 lm
 Beam °: 15 °
 Runtime @Full: 5 h
 Charging Time: 10 h
 Ctrl. Mode: DMX / Manual / Master Slave / Stand Alone
 DMX Ch.: 4 / 6 / 9
 Protocols: DMX

WL: WL DMX
 Pwr. Supp.: 100-240 VAC 50-60 Hz
 Pwr. Cons.: 160 W
 Pwr. Conn. In.: Pro Power Blue
 Pwr. Conn. Out.: Pro Power Grey
 DMX Conn.: XLR 3P In/Out
 Length (mm): 595 mm
 Width (mm): 440 mm
 Height (mm): 482 mm
 Weight: 40.2 kg
 IP Rate: IP20 Rear / IP54
 Housing: Aluminium / Flightcase / Metal
 Colour: Black

FEATURES:

- Flight case + 6 x EventLITE + IR Remote
- Pre-wired for charging the fixtures inside the case
- Stacking recesses on top
- Including power cord

EventSpot 1600 Q4

44050 4 x 12 W RGBW, black

44051 4 x 12 W RGBW, Brushed Aluminium

SHOWTEC

Specifications:

Light Src. Type: LED
Light Src. Quant.: 4
Light Src. Pwr.: 12 W
LED Colour Type: RGBW
Refresh Rate: 12000 Hz
Lumen Total: 1580 lm
Beam °: 10 °
Runtime @Full: 15 h
Charging Time: 6 h
Ctrl. Mode: DMX / Manual /
Master Slave /
Stand Alone

Protocols: DMX
WL: WL DMX
Pwr. Supp.: 18 VDC
Pwr. Cons.: 75 W
Pwr. Conn. In.: Internal Powerlink with
custom power connector
DMX Conn.: XLR 3P In/Out
Length (mm): 195 mm
Width (mm): 180 mm
Height (mm): 280 mm
Weight: 5 kg
IP Rate: IP54
Housing: Aluminium
Colour: Black

DMX Ch.: 4 / 6 / 10

FEATURES:

- 4 x 12 W RGBW colour mixing
- Long battery life (up to 15hrs RGBW)
- IP54 For outdoor use
- Wireless DMX by Wireless Solutions Sweden
- Capacity saving "Working time" feature



EventSpot 1600 Q4 Set

44056 Charger Case with 6 pcs black

44057 Charger Case with 6 pcs Brushed Aluminium

SHOWTEC

Specifications:

Light Src. Type: LED
Light Src. Quant.: 4
Light Src. Pwr.: 12 W
LED Colour Type: RGBW
Refresh Rate: 12000 Hz
Lumen Total: 1580 lm
Beam °: 10 °
Runtime @Full: 8 h
Charging Time: 6 h
Ctrl. Mode: Auto / Built-in Program /
DMX / Manual / Master Slave

Protocols: DMX
WL: WL DMX
Pwr. Supp.: 100-240 VAC 50-60 Hz
Pwr. Cons.: 403 W
Pwr. Conn. In.: Pro Power Blue
DMX Conn.: XLR 3P In/Out
Length (mm): 655 mm
Width (mm): 580 mm
Height (mm): 505 mm
Weight: 63 kg
IP Rate: IP20(indoor use only) / IP54
Housing: Aluminium / Flightcase /
Metal
Colour: Black

DMX Ch.: 4 / 6 / 10

FEATURES:

- Road proof design
- Built-in charger
- 4 x 12 W RGBW colour mixing
- Long battery life (up to 15hrs RGBW)
- Built-in safety switch to prevent overheating during loading



Battery Shapes

Battery lights



Eventlite Table WW

44016 Compact 3.5 W IP54 battery lamp with touch dimmer

44015 Compact 3.5 W IP54 battery lamp with touch dimmer (white)

SHOWTEC

Specifications:

Light Src. Type: LED
 Lumen Total: 200 lm
 Runtime @Full: 12 h
 Charging Time: 8 h
 Batt. Life: 1000 cycles
 Pwr. Supp.: 5 VDC
 Pwr. Cons.: 3.5 W

Pwr. Conn. In.: Micro USB
 Length (mm): 100 mm
 Width (mm): 100 mm
 Height (mm): 356 mm
 Weight: 1.34 kg
 IP Rate: IP54
 Housing: Aluminium
 Colour: Black

FEATURES:

- 3.5 watt WW LED light
- Suitable for illuminating a table or bar
- Touch dimmer
- Accu last up to 12 hours
- IP54 rating, suited for outdoor use
- USB-A - USB-C cable included
- Compact and stylish design



SafeLED Emergency Light

34000 Including 3 Labels

SHOWGEAR

Specifications:

Light Src. Type: LED
 Lumen Total: 400 lm
 Runtime @Full: 1 h
 Charging Time: 3 h
 Pwr. Supp.: 240 VAC 50-60 Hz
 Pwr. Cons.: 9.3 W

Length (mm): 302 mm
 Width (mm): 150 mm
 Height (mm): 52 mm
 Weight: 1.03 kg
 IP Rate: IP65
 Housing: Plastic
 Colour: White

FEATURES:

- LED technology
- Low power consumption
- Double function emergency light



Case for 6 x Event Dot 16


44012 Including Accessory Space



SHOWTEC

UR-5 Universal IR Remote

44002 Battery Spot Accessory



SHOWTEC

IR Remote for EventLITE 4/10 Q4

44062 Battery Spot Accessory



SHOWTEC

Carrying Bag for 4 x EventLITE 4/10 Q5

44063 With removable Velcro Compartments



SHOWTEC

Charger Case for 6 x EventLITE 4/10 Q4

44064 Compact Flight Case



SHOWTEC

Cover for the EventLITE 4/10 Q4 (44060)

44065 Chrome



SHOWTEC

Cover for the EventLITE 4/10 Q4 (44060)

44066 White



SHOWTEC

Charger for EventSpot 1600 Q4

44052 Desktop Model



SHOWTEC

Beam Shaper for EventSpot 1600 Q4

44053 40°



SHOWTEC

Beam Shaper for EventSpot 1600 Q4

44055 20°



SHOWTEC

Beam Shaper for EventSpot 1600 Q4

44054 15° x 60°



SHOWTEC



Parcan 16

Parcans



PAR 16 Warm-On-Dim

43311 LED Parcan 16

SHOWTEC

Specifications:

Light Src. Pwr.:	10 W
Par Model:	16
Lumen Total:	500 lm
CRI:	95
Beam ° (max):	36 °
Pwr. Supp.:	240 VAC 50-60 Hz
Pwr. Cons.:	12 W

Pwr. Conn. In.:	Schuko Plug
Cable Length:	0.50 m
Length (mm):	145 mm
Width (mm):	104 mm
Height (mm):	125 mm
Weight:	0.45 kg
Housing:	Aluminium
Colour:	Black

FEATURES:

- Warm on Dim technology
- Triac Dimming
- High CRI
- No UV radiation



Parcan 16 with GU5.3 Socket

30101 Black Parcan

30102 Polished Parcan

SHOWTEC

Specifications:

Light Src. Pwr.:	50 W
Par Model:	16
Socket:	GU5.3 / GX5.3
Pwr. Supp.:	12-24 VDC
Pwr. Conn. In.:	Open End

Cable Length:	0.20 m
Length (mm):	145 mm
Width (mm):	107 mm
Height (mm):	120 mm
Weight:	0.15 kg
Housing:	Aluminium
Colour:	Black

FEATURES:

- Parcan with GU5.3 socket
- Suitable for a light source up to 50 W
- Available in either black or polished housing
- Filter Frame and 20 cm power cable included
- A barndoor is optional



Parcan 16 with GU10D Socket

30115 Black Parcan

30116 Polished Parcan

SHOWTEC

Specifications:

Light Src. Pwr.:	50 W
Par Model:	16
Socket:	GU10
Pwr. Supp.:	240 VAC 50-60 Hz
Pwr. Cons.:	50 W
Pwr. Conn. In.:	Schuko Plug

Cable Length:	0.44 m
Length (mm):	145 mm
Width (mm):	107 mm
Height (mm):	125 mm
Weight:	0.26 kg
Housing:	Aluminium
Colour:	Black

FEATURES:

- Parcan with GU10D socket
- Suitable for a light source up to 50 W
- Suitable for indoor applications
- Available in either black or polished housing
- Filter Frame and 30 cm power cable included
- A barndoor is optional

PAR 20 Warm-On-Dim

43312 15 W Warm White LED Par

SHOWTEC

Specifications:		Pwr. Conn. In.:	Schuko Plug
Light Src. Pwr.:	15 W	Cable Length:	0.50 m
Par Model:	20	Length (mm):	175 mm
Lumen Total:	800 lm	Width (mm):	117 mm
CRI:	95	Height (mm):	140 mm
Beam ° (max):	45 °	Weight:	0.6 kg
Pwr. Supp.:	240 VAC 50-60 Hz	Housing:	Aluminium
Pwr. Cons.:	17 W	Colour:	Black



FEATURES:

- 15 W Warm White LED Par
- High CRI for accurate colour rendering
- Compatible with a traditional halogen infrastructure
- Triac Dimming Technology
- No UV radiation
- Safe usage in clothing shops and galleries

Parcan 20 Long

30151 Long black Parcan with E27 Socket

30152 Long polished Parcan with E27 Socket

SHOWTEC

Specifications:		Length (mm):	180 mm
Light Src. Pwr.:	50 W	Width (mm):	110 mm
Par Model:	20	Height (mm):	130 mm
Pwr. Supp.:	240 VAC 50-60 Hz	Weight:	0.34 kg
Pwr. Conn. In.:	Schuko Plug	Housing:	Metal
Cable Length:	0.30 m	Colour:	Black



FEATURES:

- Parcan with E-27 socket
- Suitable for a light source up to 50 W
- Available in either black or polished housing
- Filter Frame and 30 cm power cable included
- A barndoor is optional



Parcan 30 Parcans



PAR 30 Warm-On-Dim

43313 20 W Warm White LED Par

SHOWTEC

Specifications:

Light Src. Pwr.: 20 W
Par Model: 30
Lumen Total: 1100 lm
CRI: 95
Pwr. Supp.: 240 VAC 50-60 Hz
Pwr. Conn. In.: Schuko Plug

Cable Length: 0.50 m
Length (mm): 230 mm
Width (mm): 150 mm
Height (mm): 200 mm
Weight: 0.9 kg
Housing: Aluminium
Colour: Black

FEATURES:

- 20 W Warm White LED Par
- High CRI for accurate colour rendering
- Compatible with a traditional halogen infrastructure
- Triac Dimming Technology
- No UV radiation
- Safe usage in clothing shops and galleries



Parcan 30

30161 Long black Parcan with E27 Socket

30162 Long polished Parcan with E27 Socket

SHOWTEC

Specifications:

Light Src. Pwr.: 100 W
Par Model: 30
Pwr. Supp.: 240 VAC 50-60 Hz
Pwr. Conn. In.: Schuko Plug
Cable Length: 0.44 m

Length (mm): 235 mm
Width (mm): 148 mm
Height (mm): 200 mm
Weight: 0.52 kg
Housing: Aluminium die-cast
Colour: Black

FEATURES:

- Parcan with E27 socket
- Suitable for a light source up to 100 W
- Available in either black or polished housing
- Filter Frame and 30 cm power cable included
- A barndoor is optional

Parcan 36 Pinspot

30205 Black Parcan Incl. built-in trafo

30206 Polished Parcan Incl. built-in trafo

SHOWTEC

Specifications:

Light Src. Pwr.:	30 W	Length (mm):	155 mm
Par Model:	36	Width (mm):	145 mm
Pwr. Supp.:	240 VAC 50-60 Hz	Height (mm):	160 mm
Pwr. Conn. In.:	Schuko Plug	Weight:	1.04 kg
Cable Length:	0.30 m	Housing:	Aluminum die-cast
		Colour:	Black

FEATURES:

- Parcan Pinspot with screw socket
- Suitable for a light source up to 30 W
- Available in either black or polished housing
- Built-in transformer and 30 cm power cable included



LED Pinspot Pro

42404B 3 W Cool White LED Pin Spot - black

42404S 3 W Cool White LED Pin Spot - polished

SHOWTEC

Specifications:

Light Src. Pwr.:	3 W	Cable Length:	1.1 m
Par Model:	36	Length (mm):	135 mm
Beam °:	6°	Width (mm):	106 mm
Pwr. Supp.:	240 VAC 50-60 Hz	Height (mm):	125 mm
Pwr. Cons.:	5 W	Weight:	0.5 kg
Pwr. Conn. In.:	Schuko Plug	Housing:	Aluminum die-cast
		Colour:	Black

FEATURES:

- 3 W Cool White LED Pinspot
- 6° fixed beam angle
- Suitable for illuminating a small surface
- Available in either black and silver housing
- Filter Frame and 110 cm power cable included



Parcan 36

Parcans



LED Pinspot Q4

42407 15 W RGBW LED Pinspot

SHOWTEC

Specifications:

Light Src. Pwr.:	15 W
Par Model:	36
Lumen Total:	235 lm
Beam °:	3.2 °
Ctrl. Mode:	Built-in Program / DMX / Manual / Master Slave / Sound
DMX Ch.:	4 / 6 / 8
Protocols:	DMX

Display:	LED
Pwr. Supp.:	100-240 VAC 50-60 Hz
Pwr. Cons.:	22 W
Pwr. Conn. In.:	Schuko Plug
Cable Length:	1.5 m
Length (mm):	320 mm
Width (mm):	166 mm
Height (mm):	222 mm
Weight:	1.2 kg
Housing:	ABS / Plastic
Colour:	Black

FEATURES:

- Compact and lightweight 15 W RGBW LED Pinspot
- 3.2° fixed beam angle
- Suitable for illuminating a mirror ball or small surface
- DMX control
- Built-in auto programs
- Plug & Play control for easy usage



Parcan 36 Short

30201 Short black Parcan with Screw Socket

30202 Short polished Parcan with Screw Socket

SHOWTEC

Specifications:

Light Src. Pwr.:	30 W
Par Model:	36
Pwr. Supp.:	220V-240 VAC 50 Hz
Length (mm):	225 mm

Width (mm):	170 mm
Height (mm):	240 mm
Weight:	0.76 kg
Housing:	Aluminium
Colour:	Black

FEATURES:

- Parcan Pinspot with screw socket
- Available in either black or polished housing
- Filter Frame included
- A barndoor is optional

PAR 46 Warm-On-Dim

43314 28 W Warm White LED Par

SHOWTEC

Specifications:

Light Src. Pwr.:	28 W
Par Model:	46
CRI:	95
Beam °:	60 °
Pwr. Supp.:	240 VAC 50-60 Hz
Pwr. Cons.:	29 W

Pwr. Conn. In.:	Schuko Plug
Cable Length:	0.50 m
Length (mm):	330 mm
Width (mm):	210 mm
Height (mm):	260 mm
Weight:	1.3 kg
Housing:	Aluminium
Colour:	Black



FEATURES:

- 28 W Warm White LED Par
- High CRI for accurate colour rendering
- Compatible with a traditional halogen infrastructure
- Triac Dimming Technology
- No UV radiation
- Safe usage in clothing shops and galleries

Parcan 46 Pro

30258 Long black or polished Housing with E27 Socket

30257 Long polished Housing with E27 Socket

SHOWTEC

Specifications:

Light Src. Pwr.:	90 W
Par Model:	46
Pwr. Supp.:	240 VAC 50-60 Hz
Pwr. Conn. In.:	Schuko Plug
Cable Length:	0.80 m

Length (mm):	315 mm
Width (mm):	194 mm
Height (mm):	240 mm
Weight:	1 kg
Housing:	Metal
Colour:	Black



FEATURES:

- Parcan with E27 socket
- Suitable for a light source up to 90 W
- Available in either black or polished housing
- Filter Frame and 30 cm power cable included
- A barndoor is optional

Parcan 56

Parcans



PAR 56 Warm-On-Dim

43315 35 W Warm White LED Par

SHOWTEC

Specifications:

Light Src. Type:	LED
Light Src. Pwr.:	394 W
Par Model:	56
Lumen Total:	3380 lm
CRI:	95
Beam °:	60 °
Pwr. Supp.:	240 VAC 50-60 Hz

Pwr. Cons.:	39.4 W
Pwr. Conn. In.:	Schuko Plug
Cable Length:	0.50 m
Length (mm):	365 mm
Width (mm):	250 mm
Height (mm):	323 mm
Weight:	1.86 kg
Housing:	Aluminium
Colour:	Black

FEATURES:

- 35 W Warm White LED Par
- High CRI for accurate colour rendering
- Compatible with a traditional halogen infrastructure
- Triac Dimming Technology
- No UV radiation
- Safe usage in clothing shops and galleries



Par 56 90 W COB RGB

43300 90 W RGB COB LED Par - black

SHOWTEC

Specifications:

Light Src. Type:	LED
Light Src. Pwr.:	90 W
Par Model:	56
Beam °:	70 °
Ctrl. Mode:	Auto / Built-in Program / DMX / Sound
DMX Ch.:	3 / 6 / 7
Protocols:	DMX

Pwr. Supp.:	100-240 VAC 50-60 Hz
Pwr. Cons.:	98 W
Pwr. Conn. In.:	Schuko Plug
Cable Length:	1.3 m
Length (mm):	250 mm
Width (mm):	260 mm
Height (mm):	345 mm
Weight:	2.4 kg
Housing:	Aluminium
Colour:	Black

FEATURES:

- 90 W RGB COB LED Par
- Wide 90° fixed beam angle
- Light output reaches up to 10 metres
- DMX and manual control in Auto run and Sound-controlled mode
- Dimmer and strobe function
- 130 cm power cable included
- Available in black and white



Parcan 56 Short

30319 Short black Parcan with Gx16D Socket

30320 Short polished Parcan with Gx16D Socket

SHOWTEC

Specifications:

Light Src. Type:	Halogen
Light Src. Pwr.:	500 W
Par Model:	56
Pwr. Supp.:	240 VAC 50-60 Hz
Pwr. Conn. In.:	Schuko Plug

Length (mm):	240 mm
Width (mm):	225 mm
Height (mm):	257 mm
Weight:	0.9 kg
Housing:	Aluminum die-cast
Colour:	Black

FEATURES:

- Parcan with Gx16D socket
- Suitable for a light source up to 500 W
- Available in either black or polished housing
- Filter Frame and 70 cm power cable included

LED Par 56 Short Eco

42417 15 W RGB LED Par - black

42418 15 W RGB LED Par - polished

SHOWTEC

Specifications:		Pwr. Cons.:	15 W
		Pwr. Conn. In.:	Schuko Plug
Light Src. Type:	LED	Cable Length:	0.50 m
Light Src. Pwr.:	15 W	Length (mm):	210 mm
Par Model:	56	Width (mm):	200 mm
Ctrl. Mode:	Auto / DMX / Manual / Sound	Height (mm):	260 mm
DMX Ch.:	6	Weight:	2.3 kg
Protocols:	DMX	Housing:	Aluminium
Pwr. Supp.:	240 VAC 50-60 Hz	Colour:	Black

FEATURES:

- 15 W RGB LED Parcan
- DMX and manual control in Auto run and Sound-controlled mode
- Dimmer and strobe function
- Not for continuous use (up to 2 hour with full RGB on)
- Available in either black or polished housing



Parcan 56 Long with Terminal and Socket

30317 Long black Parcan with Gx16D Socket

30318 Long polished Parcan with Gx16D Socket

SHOWTEC

Specifications:		Cable Length:	0.80 m
		Length (mm):	360 mm
Light Src. Type:	Halogen	Width (mm):	238 mm
Light Src. Pwr.:	300 W	Height (mm):	325 mm
Par Model:	56	Weight:	1.4 kg
Pwr. Supp.:	240 VAC 50-60 Hz	Housing:	Metal
Pwr. Conn. In.:	Schuko Plug	Colour:	Black

FEATURES:

- Long Parcan with Gx16D socket
- Suitable for a light source up to 300 W
- Available in either black or polished housing
- Filter Frame and 80 cm power cable included
- A barndoor is optional



Parcan 56
Parcans



Parcan 56 Long, incl. Parsafe

30301 Long black Parcan with Gx16D Socket

30302 Long polished Parcan with Gx16D Socket

SHOWTEC

Specifications:

Light Src. Type:	Halogen	Cable Length:	0.75 m
Light Src. Pwr.:	300 W	Length (mm):	350 mm
Par Model:	56	Width (mm):	245 mm
Pwr. Supp.:	240 VAC 50-60 Hz	Height (mm):	325 mm
Pwr. Conn. In.:	Schuko Plug	Weight:	1.32 kg
		Housing:	Metal
		Colour:	Black

FEATURES:

- Long Parcan with Gx16D socket
- Suitable for a light source up to 300 W
- Available in either black or polished housing
- Parsafe, filter frame and 1 m power cable included
- A barndoor is optional



PAR 64 LED-100Z-32

42530 80 W Warm White LED Par

SHOWTEC

Specifications:		Pwr. Supp.:	100-240 VAC 50-60 Hz
Light Src. Type:	LED	Pwr. Cons.:	110 W
Light Src. Pwr.:	80 W	Pwr. Conn. In.:	Pro Power Blue
Par Model:	64	Cable Length:	1.1 m
Lumen Total:	4400 lm	Length (mm):	445 mm
CRI:	80	Width (mm):	290 mm
Beam °:	15 °	Height (mm):	400 mm
Ctrl. Mode:	DMX / Manual	Weight:	3.7 kg
DMX Ch.:	1 / 2 / 3	Housing:	Aluminium
Protocols:	DMX	Colour:	Black

FEATURES:

- Retro 80 W Warm White LED Par
- Wide 5 step manual zoom (beam to wash)
- Traditional halogen effects
- DMX and Master/Slave control
- Filter Frame included
- A barndoor is optional



PAR 64 LED-100Z-56

42531 80 W Daylight White LED Par

SHOWTEC

Specifications:		Pwr. Supp.:	100-240 VAC 50-60 Hz
Light Src. Type:	LED	Pwr. Cons.:	110 W
Light Src. Pwr.:	80 W	Pwr. Conn. In.:	Pro Power Blue
Par Model:	64	Cable Length:	1.1 m
Lumen Total:	4330 lm	Length (mm):	445 mm
CRI:	80	Width (mm):	290 mm
Beam °:	15 °	Height (mm):	400 mm
Ctrl. Mode:	DMX / Manual	Weight:	3.7 kg
DMX Ch.:	1 / 2 / 3	Housing:	Aluminium
Protocols:	DMX	Colour:	Black

FEATURES:

- Retro 80 W Daylight White LED Par
- Wide 5 step manual zoom (Beam to Wash)
- Traditional halogen effects
- DMX and Master/Slave control
- Filter Frame included
- A barndoor is optional



PAR 64 LED-120Z-Q4

42540 120 W RGBA LED Par

SHOWTEC

Specifications:		Pwr. Supp.:	100-240 VAC 50-60 Hz
Light Src. Type:	LED	Pwr. Cons.:	142 W
Light Src. Pwr.:	120 W	Pwr. Conn. In.:	Pro Power Blue
Par Model:	64	DMX Conn.:	XLR 3P In/Out
Lumen Total:	17180 lm	Cable Length:	1.1 m
Beam °:	12 °	Length (mm):	445 mm
Ctrl. Mode:	Built-in Program / DMX / Manual	Width (mm):	290 mm
DMX Ch.:	4 / 7 / 11	Height (mm):	400 mm
Protocols:	DMX	Weight:	3.8 kg
		Housing:	Aluminium
		Colour:	Black

FEATURES:

- 120 W RGBA LED Par
- Wide 6 step motorised zoom (beam to wash)
- Traditional halogen effects
- DMX and Master/Slave control
- Filter Frame included
- A barndoor is optional





LED Par 64 Short Q4-18

42468 18 x 8 W RGBW LED Par - black

SHOWTEC

Specifications:

Light Src. Type:	LED
Light Src. Pwr.:	117 W
Par Model:	64
Beam °:	40 °
Ctrl. Mode:	Auto / DMX / Master Slave / Sound
DMX Ch.:	4 / 5 / 8
Protocols:	DMX

Pwr. Supp.:	100-240 VAC 50-60 Hz
Pwr. Cons.:	120 W
Pwr. Conn. In.:	Schuko Plug
Cable Length:	1.5 m
Length (mm):	290 mm
Width (mm):	230 mm
Height (mm):	230 mm
Weight:	3.3 kg
Housing:	Aluminum die-cast
Colour:	Black

FEATURES:

- 18 x 8 W RGBW LED Par
- 40° fixed beam angle
- Double bracket for easy floor positioning
- DMX and manual control in Auto run and Sound-controlled mode
- RGBW colour mixing, dimmer and strobe function
- Available in either black or polished housing
- A barndoor is optional



Parcan 64 Floorspot with Terminal Set

30420 Short black Parcan with Gx16D Socket

30421 Short polished Parcan with Gx16D Socket

SHOWTEC

Specifications:

Light Src. Type:	Halogen
Light Src. Pwr.:	1000 W
Par Model:	64
Pwr. Supp.:	240 VAC 50-60 Hz
Pwr. Conn. In.:	Schuko Plug

Cable Length:	0.80 m
Length (mm):	280 mm
Width (mm):	265 mm
Height (mm):	360 mm
Weight:	1.6 kg
Housing:	Aluminum die-cast
Colour:	Black

FEATURES:

- Short, compact Parcan with Gx16D socket
- Double bracket for easy floor positioning
- Suitable for a light source up to 1000 W
- Available in either black or polished housing
- Parsafe, filter frame and 80 cm power cable included
- A barndoor is optional



Parcan 64 with Parsafe

30403 Long black Parcan with Gx16D Socket

30404 Long polished Parcan with Gx16D Socket

SHOWTEC

Specifications:

Light Src. Type:	Halogen
Light Src. Pwr.:	1000 W
Par Model:	64
Pwr. Supp.:	240 VAC 50-60 Hz
Pwr. Conn. In.:	Schuko Plug

Cable Length:	0.80 m
Length (mm):	400 mm
Width (mm):	263 mm
Height (mm):	355 mm
Weight:	1.6 kg
Housing:	Metal
Colour:	Black

FEATURES:

- Long Parcan with Gx16D socket
- Suitable for a light source up to 1000 W
- Available in either black or polished housing
- Parsafe, filter frame and 80 cm power cable included
- A barndoor is optional

Studio Beam CDM/HCI-150

30690 Spot with 150 W G12 Socket, Ballast and 4 Lenses - black

30691 Spot with 150 W G12 Socket, Ballast and 4 Lenses - Polished

SHOWTEC

Specifications:		Length (mm):	285 mm
		Width (mm):	270 mm
Light Src. Type:	Discharge	Height (mm):	380 mm
Light Src. Pwr.:	150 W	Weight:	6.6 kg
Pwr. Supp.:	240 VAC 50-60 Hz	Housing:	Metal
Pwr. Conn. In.:	Schuko Plug	Colour:	Black
Cable Length:	1 m		

FEATURES:

- Compact Spot with G12 socket
- Suitable for a light source up to 150 W
- Ballast for use with CDM lamp
- Four different lenses included
- Filter Frame and 100 cm power cable included
- A barndoor is optional



Studio Beam MSR 575

30692 Spot with 600 W G x 9.5 Socket, Ballast and 4 Lenses - black

30693 Spot with 600 W G x 9.5 Socket, Ballast and 4 Lenses - polished

SHOWTEC

Specifications:		Length (mm):	280 mm
		Width (mm):	255 mm
Light Src. Type:	Discharge	Height (mm):	440 mm
Light Src. Pwr.:	575 W	Weight:	12.92 kg
Pwr. Supp.:	240 VAC 50-60 Hz	Housing:	Metal
Pwr. Conn. In.:	Schuko Plug	Colour:	Black

FEATURES:

- Compact Spot with Gx 9.5 socket
- Suitable for a light source up to 600 W
- Ballast for use with MSR-575 lamps
- Four different lenses included
- Filter Frame and 30 cm power cable included
- A barndoor is optional



Studio Beam 575

30657 Spot with 600 W G9.5 Socket and 4 Lenses

SHOWTEC

Specifications:		Length (mm):	260 mm
		Width (mm):	220 mm
Light Src. Type:	Halogen	Height (mm):	290 mm
Light Src. Pwr.:	600 W	Weight:	2.9 kg
Pwr. Supp.:	240 VAC 50-60 Hz	Housing:	Metal / Plastic
Pwr. Conn. In.:	Schuko Plug	Colour:	Black
Cable Length:	0.90 m		

FEATURES:

- Compact Spot with G9.5 socket
- Suitable for a light source up to 600 W
- Four different lenses included
- Filter Frame and 30 cm power cable included
- A barndoor is optional





Par 36 with Pinspot Colour Changer Set

30207 Parcan Pinspot with 30 W bulb, Colour Wheel and Motor

SHOWTEC

Specifications:

Light Src. Type: Halogen
 Light Src. Pwr.: 30 W
 Pwr. Supp.: 220V-240 VAC 50 Hz
 Pwr. Cons.: 30 W
 Pwr. Conn. In.: Schuko Plug

Cable Length: 1 m
 Length (mm): 150 mm
 Width (mm): 140 mm
 Height (mm): 165 mm
 Weight: 1.7 kg
 Housing: Metal
 Colour: Black

FEATURES:


- Parcan Pinspot with 30 W bulb
- Motorised colour wheel for continuously changing colours
- Power cable included
- Suitable for illuminating a mirror ball

Barndoor for Parcan 16

SHOWTEC

30105 Black Four-Leaves Aluminium Barndoor

30106 Polished Four-Leaves Aluminium Barndoor



Filter Frame for Parcan 16

SHOWTEC

30103 Black Colour/Diffusion Filter Frame

30104 Polished Colour/Diffusion Filter Frame



Barndoor for Parcan 20

SHOWTEC

30153 Black Four-Leaves aluminium Barndoor

30154 Polished Four-Leaves aluminium Barndoor



Filter Frame for Parcan 20

SHOWTEC

30334 Black Colour / Diffusion Filter Frame

30335 Polished Colour / Diffusion Filter Frame




Barndoor for Parcan 30

SHOWTEC

30163 Black Four-Leaves Aluminium Barndoor

30164 Polished Four-Leaves Aluminium Barndoor



Filter Frame for Parcan 30

SHOWTEC


30336 Black Colour/Diffusion Filter Frame

30337 Polished Colour/Diffusion Filter Frame



Power Transformer for Parcan 36


30211 6 V / 30 W



SHOWTEC

Filter Frame for Parcan 36 SHOWTEC

30218 Black Colour / Diffusion Filter Frame	30219 Polished Colour / Diffusion Filter Frame
--	---



Barndoor for Parcan 36 SHOWTEC

30221 Black Four-Leaves aluminium Barndoor	30222 Polished Four-Leaves aluminium Barndoor
---	--




Barndoor for Parcan 46 SHOWTEC

30254 Black Four-Leaves Aluminium Barndoor	30253 Polished Four-Leaves Aluminium Barndoor
---	--




Barndoor for Parcan 56 SHOWTEC

30312 Black Four-Leaves Aluminium Barndoor	30316 Polished Four-Leaves Aluminium Barndoor
---	--




Filter Frame for Parcan 46 SHOWTEC

30256 Black Colour/Diffusion Filter Frame	30255 Polished Colour/Diffusion Filter Frame
--	---




Filter Frame for Parcan 56 Long SHOWTEC

30308 Black Colour/Diffusion Filter Frame	30309 Polished Colour/Diffusion Filter Frame
--	---



Filter Frame for Parcan 56 Short SHOWTEC

30310 Black Colour/Diffusion Filter Frame	30311 Polished Colour/Diffusion Filter Frame
--	---



LED Par 56 Diffuser Set

20P564 (4 sheets)



SHOWGEAR

Par 56 Colour Set 2

20P56 Red, green, yellow, blue



SHOWGEAR

Par 56 Colour Set 3

20P562 Pink, Peacock blue, orange, Mauve



SHOWGEAR

GX16D Socket

30410 Socket for Parcan 56 and Parcan 64



SHOWTEC



Parcan Accessories

Parcans

Barndoor for Parcan 64 SHOWTEC

<p>30411 Black Four-Leaves Aluminium Barndoor</p> 	<p>30415 Polished Four-Leaves Aluminium Barndoor</p> 
--	---

Filter Frame for Parcan 64 SHOWTEC

<p>30406 Black Colour/Diffusion Filter Frame</p> 	<p>30409 Polished Colour/Diffusion Filter Frame</p> 
--	--

Parsafe Cover for Parcan 56 and Parcan 64


30423 Rubber Casting



SHOWTEC

LED Par 64 Diffuser Set SHOWGEAR

20P644 (4 sheets)



Par 64 Colour Set 2

20P64 Red, green, yellow, blue



SHOWGEAR



Par 64 Colour Set 3

20P642 Pink, Peacock blue, orange, Mauve





SHOWGEAR

Barndoor for Studio Beam SHOWTEC

<p>30698 Black Four-Leaves Aluminium Barndoor</p> 	<p>30699 Polished Four-Leaves Aluminium Barndoor</p> 
--	---

Filter Frame for Studio Beam SHOWTEC

<p>30696 Black</p> 	<p>30697 Polished</p> 
--	--

Barndoor for Compact Studio Beam SHOWTEC

<p>30687 Black</p> 	<p>30694 Silver</p> 
---	--

Lens for Multi-Par & Studio Beam 575

30634WFL Wide Flood



SHOWTEC

Lens for Multi-Par & Studio Beam 575

30634VNSP Very Narrow Spot



SHOWTEC

Lens for Multi-Par & Studio Beam 575

30634NSP Narrow Spot



SHOWTEC

Lens for Multi-Par & Studio Beam 575

30634MFL Medium Flood

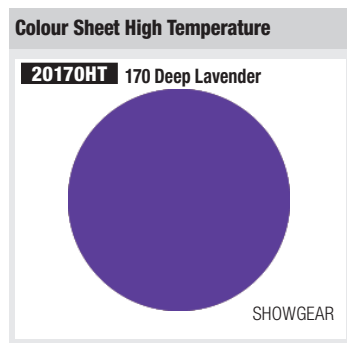
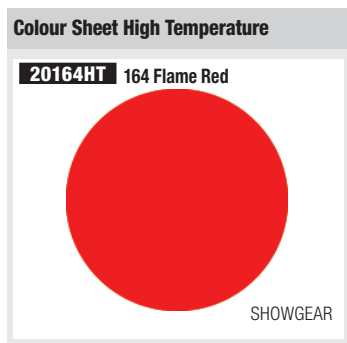
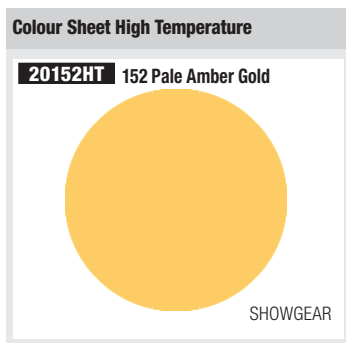

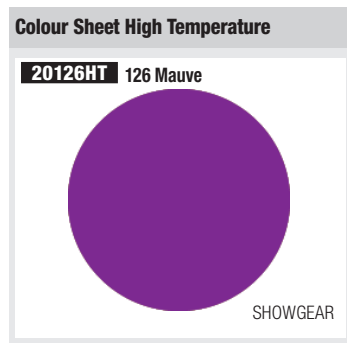

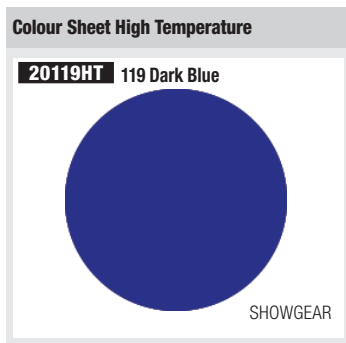
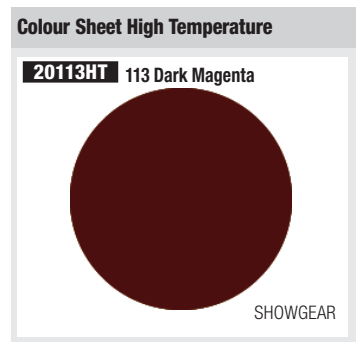







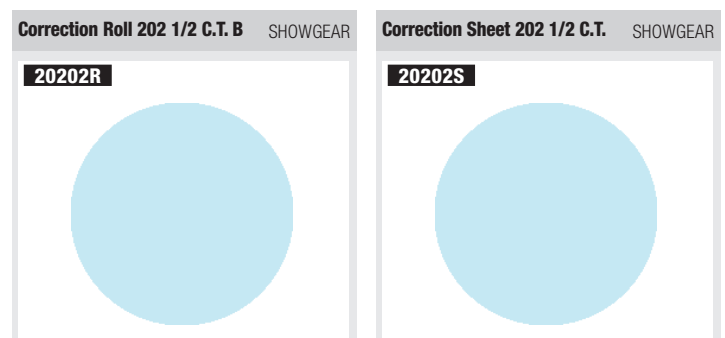
SHOWTEC

<p>Colour Sheet 122 x 53 cm SHOWGEAR</p> <p>20253S Light Frost, 75 Micron</p> 	<p>Colour Sheet 122 x 53 cm SHOWGEAR</p> <p>20129S Frost</p> 	<p>Colour Sheet 122 x 53 cm SHOWGEAR</p> <p>20110S 110-pink</p> 	<p>Colour Sheet 122 x 53 cm SHOWGEAR</p> <p>20118S 118 Light blue</p> 
<p>Colour Sheet 122 x 53 cm SHOWGEAR</p> <p>20119S 119 Dark blue</p> 	<p>Colour Sheet 122 x 53 cm SHOWGEAR</p> <p>20122S 122 Fern green</p> 	<p>Colour Sheet 122 x 53 cm SHOWGEAR</p> <p>20124S 124 Dark green</p> 	<p>Colour Sheet 122 x 53 cm SHOWGEAR</p> <p>20126S 126 Mauve</p> 
<p>Colour Sheet 122 x 53 cm SHOWGEAR</p> <p>20139S 139 Green</p> 	<p>Colour Sheet 122 x 53 cm SHOWGEAR</p> <p>20158S 158 Deep Orange</p> 	<p>Colour Sheet 122 x 53 cm SHOWGEAR</p> <p>20164S 164 Flame Red</p> 	<p>Colour Sheet 122 x 53 cm SHOWGEAR</p> <p>20165S 165 Daylight Blue</p> 
<p>Colour Sheet 122 x 53 cm SHOWGEAR</p> <p>20170S 170 Deep Lavender</p> 	<p>Colour Sheet 122 x 53 cm SHOWGEAR</p> <p>20181S 181 Congo Blue</p> 	<p>Colour Sheet 122 x 53 cm SHOWGEAR</p> <p>20101S 101 Yellow</p> 	<p>Colour Sheet 122 x 53 cm SHOWGEAR</p> <p>20105S 105 Orange</p> 
<p>Colour Sheet 122 x 53 cm SHOWGEAR</p> <p>20106S 106 Red</p> 	<p>Colour Sheet 122 x 53 cm SHOWGEAR</p> <p>20113S 113 Magenta</p> 	<p>Colour Sheet 122 x 53 cm SHOWGEAR</p> <p>20115S 115 Peacock blue</p> 	<p>Colour Sheet 122 x 53 cm SHOWGEAR</p> <p>20135S 135 Deep Golden Amber</p> 

Parcan Accessories

Parcans





Parcan Accessories

Parcans

C-Tube T8 1200 mm SHOWGEAR

20510 010 - Medium Yellow - Sunlight Effect



C-Tube T8 1200 mm SHOWGEAR

20521 021- Gold Amber - Fire Effect, sunset



C-Tube T8 1200 mm SHOWGEAR

20526 026 - Bright Red - Strong red, good for costume



C-Tube T8 1200 mm SHOWGEAR

20601 101C - Yellow - Colour fast Filter



C-Tube T8 1200 mm SHOWGEAR

20611 111C - Dark Pink - Colour fast Filter



C-Tube T8 1200 mm SHOWGEAR

20613 113C - Magenta - Colour fast Filter



C-Tube T8 1200 mm SHOWGEAR

20615 115C - Peacock - Colour fast Filter



C-Tube T8 1200 mm SHOWGEAR

20619 119C - Dark Blue - Colour fast Filter



C-Tube T8 1200 mm SHOWGEAR

20621 121C - Evergreen - Colour fast Filter



C-Tube T8 1200 mm SHOWGEAR

20626 126C - Mauve - Colour fast Filter



C-Tube T8 1200 mm SHOWGEAR

20628 128C - Bright pink - Colour fast Filter



C-Tube T8 1200 mm SHOWGEAR

20639 139C - Primary Green - Colour fast Filter



C-Tube T8 1200 mm SHOWGEAR

20658 158 - Deep Orange - Fire Effect



C-Tube T8 1200 mm SHOWGEAR

20681 181 - Congo Blue - dark mysterious night Effect



C-Tube T8 1200 mm SHOWGEAR

20726 UV-roll



DWE Audience Blinder Set

30742 Analogue blinder

SHOWTEC

Specifications:

Light Src. Type: Halogen
 Light Src. Quant. : 2
 Light Src. Pwr.: 650 W
 Lumen Total: 48000 lm
 Pwr. Supp.: 240 VAC 50-60 Hz
 Pwr. Cons.: 1300 W
 Pwr. Conn. In.: Schuko Plug

Pwr. Conn. Out.: CEE3P 16 A
 Length (mm): 210 mm
 Width (mm): 175 mm
 Height (mm): 140 mm
 Weight: 1.289 kg
 IP Rate: IP20(indoor use only)
 Housing: Aluminum die-cast
 Colour: Black



FEATURES:

- 120 V / 650 W Par 36 lamp
- Break-out box
- Lamps included

Sunstrip II

30659 Analogue Blinder

SHOWTEC

Specifications:

Light Src. Type: Halogen
 Light Src. Quant. : 20
 Light Src. Pwr.: 35 W
 Pwr. Supp.: 240 VAC 50-60 Hz
 Pwr. Cons.: 700 W
 Pwr. Conn. In.: Internal Powerlink with custom power connector / Schuko Plug

Length (mm): 1260 mm
 Width (mm): 59 mm
 Height (mm): 55 mm
 Weight: 7.5 kg
 IP Rate: IP20(indoor use only)
 Housing: Aluminium
 Colour: Black



FEATURES:

- Floor Stands included
- For use with 12 V MR11 bulbs (not included)
- Compact and slim design





Stage Blinder 2 DMX

30770 Black

SHOWTEC

Specifications:

Light Src. Type: Halogen
 Light Src. Quant. : 2
 Light Src. Pwr.: 650 W
 Lumen Total: 48000 lm
 Ctrl. Mode: Auto / DMX / Manual
 DMX Ch.: 1
 Protocols: DMX
 Pwr. Supp.: 240 VAC 50-60 Hz
 Pwr. Cons.: 1300 W

Pwr. Conn. In.: Schuko Plug
 DMX Conn.: XLR 3P In/Out
 Length (mm): 350 mm
 Width (mm): 235 mm
 Height (mm): 150 mm
 Weight: 3 kg
 IP Rate: IP20(indoor use only)
 Material: Aluminium
 Housing: Aluminium
 Colour: Black

FEATURES:

- Dimmer built-in
- DMX control
- Delivery including bulbs
- Ready to use
-



Stage Blinder 4 DMX

30772 Black

SHOWTEC

Specifications:

Light Src. Type: Halogen
 Light Src. Quant. : 4
 Light Src. Pwr.: 650 W
 Lumen Total: 96000 lm
 Ctrl. Mode: Auto / DMX / Manual
 DMX Ch.: 2
 Protocols: DMX
 Pwr. Supp.: 240 VAC 50-60 Hz
 Pwr. Cons.: 2600 W

Pwr. Conn. In.: Schuko Plug
 DMX Conn.: XLR 3P In/Out
 Length (mm): 470 mm
 Width (mm): 110 mm
 Height (mm): 425 mm
 Weight: 7 kg
 IP Rate: IP20(indoor use only)
 Material: Aluminium
 Housing: Aluminium
 Colour: Black

FEATURES:

- Dimmer built-in
- DMX control
- Delivery including bulbs
- Ready to use
-



Stage Blinder 8 DMX

30774 Black

SHOWTEC

Specifications:

Light Src. Type: Halogen
 Light Src. Quant. : 8
 Light Src. Pwr.: 650 W
 Lumen Total: 192000 lm
 Ctrl. Mode: Auto / DMX / Manual
 DMX Ch.: 2
 Protocols: DMX
 Pwr. Supp.: 240 VAC 50-60 Hz
 Pwr. Cons.: 5400 W

Pwr. Conn. In.: Schuko Plug
 DMX Conn.: XLR 3P In/Out
 Length (mm): 485 mm
 Width (mm): 84 mm
 Height (mm): 810 mm
 Weight: 10.9 kg
 IP Rate: IP20(indoor use only)
 Material: Aluminium
 Housing: Aluminium
 Colour: Black

FEATURES:

- Dimmer built-in
- DMX control
- Delivery including bulbs
- Ready to use
-

Stage Blinder 1 LED

30784 80 W Dual White LED module

SHOWTEC

Specifications:

Light Src. Type: LED
 Light Src. Quant.: 1
 Light Src. Pwr.: 80 W
 LED Colour Type: CW / WW
 Refresh Rate: 3100 Hz
 Lumen Total: 4190 lm
 CCT: 2490 K
 Ctrl. Mode: Built-in Program / DMX
 DMX Ch.: 1 / 2
 Protocols: DMX

Pwr. Supp.: 100-240 VAC 50-60 Hz
 Pwr. Cons.: 85 W
 Pwr. Conn. In.: Pro Power Blue
 DMX Conn.: XLR 3P In/Out
 Length (mm): 233 mm
 Width (mm): 170 mm
 Height (mm): 87 mm
 Weight: 2 kg
 IP Rate: IP20(indoor use only)
 Material: Metal
 Housing: Metal / Plastic
 Colour: Black



FEATURES:

- Very Punchy Single Blinder
- Tungsten Simulation
- Compact Design

Case for 6 x Stage Blinder 1

D7060 Flight case

Stage Blinder 4 LED

30783 4 x 80 W Dual White LED modules

SHOWTEC

Specifications:

Light Src. Type: LED
 Light Src. Quant.: 4
 Light Src. Pwr.: 80 W
 LED Colour Type: CW / WW
 Refresh Rate: 3100 Hz
 Lumen Total: 14000 lm
 CCT: 2490 K
 Ctrl. Mode: Auto / DMX / Manual
 DMX Ch.: 1 / 2 / 4 / 5
 Protocols: DMX
 Zone Sect. Control: 4 sections

Pwr. Supp.: 100-240 VAC 50-60 Hz
 Pwr. Cons.: 320 W
 Pwr. Conn. In.: Pro Power Blue
 Pwr. Conn. Out.: ProPower Grey
 DMX Conn.: XLR 3P In/Out
 Length (mm): 385 mm
 Width (mm): 385 mm
 Height (mm): 322 mm
 Weight: 8.75 kg
 IP Rate: IP20(indoor use only)
 Material: Metal
 Housing: Metal / Plastic
 Colour: Black



FEATURES:

- Very Punchy 4-way LED Blinder
- Tungsten Simulation
- Compact Design

Case for 4x Stage Blinder 4

D7056 Flight case





Stage Blinder 2 Blaze

30782 IP65-rated

SHOWTEC

Specifications:

Light Src. Type: LED
 Light Src. Quant.: 2
 Light Src. Pwr.: 100 W
 LED Colour Type: RGB / WW / CW
 Refresh Rate: 4000 Hz
 Lumen Total: 10183 lm
 Ctrl. Mode: Auto / Built-in Program / DMX / Manual / Master Slave / Sound

DMX Ch.: 2 / 5 / 7 / 10 / 13 / 17
 Protocols: DMX
 Pwr. Supp.: 100-240 VAC 50-60 Hz

Pwr. Cons.: 210 W
 Pwr. Conn. In.: Pro Power TRUE1 In (Male)
 Pwr. Conn. Out.: ProPower TRUE1 Out (Female)
 DMX Conn.: XLR 3P In/Out
 Length (mm): 400 mm
 Width (mm): 220 mm
 Height (mm): 262 mm
 Weight: 7.2 kg
 IP Rate: IP65
 Material: Metal
 Housing: Metal
 Colour: Black

FEATURES:

- Very Punchy 2 head Blinder
- RGB Blaze effect
- Manually Pan and Tilt adjustment of each head



Stage Blinder 4 Blaze

30781 IP65-rated

SHOWTEC

Specifications:

Light Src. Type: LED
 Light Src. Quant.: 4
 Light Src. Pwr.: 100 W
 LED Colour Type: RGB / WW / CW
 Refresh Rate: 4000 Hz
 Lumen Total: 18500 lm
 Ctrl. Mode: Auto / Built-in Program / DMX / Manual / Master Slave / Sound

DMX Ch.: 1 / 4 / 13 / 16
 Protocols: DMX
 Pwr. Supp.: 100-240 VAC 50-60 Hz

Pwr. Cons.: 415 W
 Pwr. Conn. In.: Pro Power TRUE1 In (Male)
 Pwr. Conn. Out.: ProPower TRUE1 Out (Female)
 DMX Conn.: XLR 3P In/Out
 Length (mm): 400 mm
 Width (mm): 400 mm
 Height (mm): 200 mm
 Weight: 11.2 kg
 IP Rate: IP65
 Material: Metal
 Housing: Metal
 Colour: Black

FEATURES:

- Very Punchy 4 head Blinder
- RGB Blaze effect
- Manually Pan and Tilt adjustment of each head



Razor Blade 12

44550 4° Beam Angle

SHOWTEC

Specifications:

Light Src. Type: LED
 Light Src. Quant.: 12
 Light Src. Pwr.: 5 W
 LED Colour Type: WW / RGB
 Refresh Rate: 1000 Hz
 Lumen Total: 1800 lm
 Ctrl. Mode: Art-Net / Auto / DMX / Kling-Net / Master Slave / Sound

DMX Ch.: 4 / 9 / 48 / 300
 Protocols: Art-Net / DMX / Kling-Net
 Pwr. Supp.: 100-240 VAC 50-60 Hz

Pwr. Cons.: 64 W
 Pwr. Conn. In.: powerCON Blue
 Pwr. Conn. Out.: powerCON Grey
 DMX Conn.: XLR 3P In/Out / XLR 5P In/Out
 Length (mm): 1000 mm
 Width (mm): 74 mm
 Height (mm): 158 mm
 Weight: 2.95 kg
 IP Rate: IP20(indoor use only)
 Material: Metal
 Housing: Plastic
 Colour: Black

FEATURES:

- 12 x 5 W Warm White High power LEDs / 4° Beam Angle
- 96 x SMD5050 RGB LED
- DMX / Art-Net / Kling-Net
- Full Pixel control

LED Par 64 Aircraft DMX

30745 4° Beam Angle

SHOWTEC

Specifications:

Light Src. Type:	LED
Light Src. Quant. :	18
Light Src. Pwr.:	4 W
LED Colour Type:	WW
Refresh Rate:	400 Hz
Lumen Total:	1393 lm
Ctrl. Mode:	Auto / DMX / Manual
DMX Ch.:	1 / 2
Protocols:	DMX
Pwr. Supp.:	100-240 VAC 50-60 Hz

Pwr. Cons.:	85 W
Pwr. Conn. In.:	powerCON Blue
Pwr. Conn. Out.:	powerCON Grey
DMX Conn.:	XLR 3P In/Out
Length (mm):	430 mm
Width (mm):	275 mm
Height (mm):	280 mm
Weight:	3.5 kg
IP Rate:	IP20(indoor use only)
Material:	Metal
Housing:	Metal
Colour:	Black



FEATURES:

- 18 x 4 W WW LEDs
- powerCON in- & output
- Double Bracket

Sunstrip Active MKII

30714 Incl. Lamps & powerCON-lead

SHOWTEC

Specifications:

Light Src. Type:	Halogen
Light Src. Quant. :	10
Light Src. Pwr.:	50 W
CCT:	3000 K
Ctrl. Mode:	Built-in Program / DMX / Manual / Master Slave
DMX Ch.:	1 / 2 / 5 / 10
Protocols:	DMX
Pwr. Supp.:	240 VAC 50-60 Hz
Pwr. Cons.:	550 W

Pwr. Conn. In.:	powerCON Blue
Pwr. Conn. Out.:	powerCON Grey
DMX Conn.:	XLR 3P In/Out
Length (mm):	1000 mm
Width (mm):	130 mm
Height (mm):	160 mm
Weight:	6.2 kg
IP Rate:	IP20(indoor use only)
Material:	Steel
Housing:	Metal / Steel
Colour:	Black



FEATURES:

- Including Osram bulbs
- Lockable menu
- Invert function
- Programmable name in start screen

Sunstrip LED

30752 With Tungsten Simulation

SHOWTEC

Specifications:

Light Src. Type:	LED
Light Src. Quant. :	10
Light Src. Pwr.:	14 W
LED Colour Type:	CW / WW
Refresh Rate:	1525 Hz
Lumen Total:	2800 lm
Ctrl. Mode:	Auto / DMX / Manual / Master Slave
DMX Ch.:	1 / 2 / 3 / 10 / 20
Protocols:	DMX
Zone Sect. Control:	10 sections
Pwr. Supp.:	100-240 VAC 50-60 Hz

Pwr. Cons.:	120 W
Pwr. Conn. In.:	Pro Power Blue
Pwr. Conn. Out.:	ProPower Grey
DMX Conn.:	XLR 3P In/Out / XLR 5P In/Out
Length (mm):	1000 mm
Width (mm):	146 mm
Height (mm):	176 mm
Weight:	7 kg
IP Rate:	IP20(indoor use only)
Material:	Aluminium
Housing:	Aluminium die-cast
Colour:	Black



FEATURES:

- 10x 14 W White Sunstrip LED
- 3 selectable dimmer modes: tungsten, warm white and cool white
- Smooth tungsten simulation
- 10 sections zone control
- Manual, DMX and Master/Slave control in manual, auto and sound mode
- Including floor brackets
- Multibracket and dedicated flight case are optional

Case for 12x Sunstrip Active

D7039 Flight case

Multibracket for Sunstrip

SHOWTEC

30713 For horizontal, vertical or diagonal Mounting



Flood Lights White

Flood Lights



Media Panel 50

33300 50 watt Video LED Panel

SHOWTEC

Specifications:

Light Src. Type: LED
 Light Src. Quant. : 196
 Light Src. Pwr.: 5 W
 LED Colour Type: White
 Lumen Total: 4000 lm
 CCT: 5000 K
 Beam °: 87 °
 Ctrl. Mode: Manual

Pwr. Supp.: 24 VDC
 Pwr. Cons.: 50 W
 Pwr. Conn. In.: Low Voltage DC plug
 Length (mm): 377 mm
 Width (mm): 55 mm
 Height (mm): 273 mm
 Weight: 1.8 kg
 IP Rate: IP20(indoor use only)
 Housing: Aluminium
 Colour: Dark Grey

FEATURES:

- 50 W Daylight White Media Panel
- Suitable for short-distance media lighting
- 143° field angle
- High >98 CRI for accurate 5000 K colour rendering
- 4000 lumen output
- Easy dimmer function and quick mobile setup
- Bracket, barndoor and spigot adapter included



Media Panel 100

33301 100 watt Video LED Panel

SHOWTEC

Specifications:

Light Src. Type: LED
 Light Src. Quant. : 392
 Light Src. Pwr.: 5 W
 LED Colour Type: White
 Lumen Total: 7829 lm
 CCT: 5000 K
 Beam °: 87 °
 Ctrl. Mode: Manual

Pwr. Supp.: 24 VDC
 Pwr. Cons.: 100 W
 Pwr. Conn. In.: Low Voltage DC plug
 Length (mm): 480 mm
 Width (mm): 70 mm
 Height (mm): 340 mm
 Weight: 2.6 kg
 IP Rate: IP20(indoor use only)
 Housing: Aluminium
 Colour: Dark Grey

FEATURES:

- 100 W Daylight White Media Panel
- Suitable for short-distance media lighting
- Wide 143° field angle
- High >98 CRI for accurate 5000 K colour rendering
- Bright 7800 lumen output
- Easy dimmer function and quick mobile setup
- Bracket, barndoor and spigot adapter included



Media Panel 100 CCT

33303 100 watt Tunable White Video LED Panel

SHOWTEC

Specifications:

Light Src. Type: LED
 Light Src. Quant. : 392
 Light Src. Pwr.: 0.5 W
 LED Colour Type: WW / CW
 Lumen Total: 8541 lm
 CCT: 3200 K
 Beam °: 87 °
 Ctrl. Mode: DMX / Manual
 Protocols: DMX / RDM

Pwr. Supp.: 24 VDC
 Pwr. Cons.: 100 W
 Pwr. Conn. In.: Low Voltage DC plug
 DMX Conn.: XLR 5P In/Out
 Length (mm): 480 mm
 Width (mm): 70 mm
 Height (mm): 340 mm
 Weight: 2.6 kg
 IP Rate: IP20 (indoor use only)
 Housing: Aluminium
 Colour: Dark Grey

FEATURES:

- 100 W Tuneable White Media Panel
- 3000 K - 5600 K colour temperature
- Wide 143° field angle
- High >98 CRI for accurate colour rendering
- Manual & DMX control with dimmer function
- Barndoor included

Solar FL-550

46250 Floodlight

SHOWTEC

Specifications:

Light Src. Type: LED
 Light Src. Quant.: 24
 Light Src. Pwr.: 20 W
 LED Colour Type: White
 Refresh Rate (max): 1200 kHz
 Lumen Total: 38900 lm
 CCT: 7400 K
 Beam °: 13.4 °
 Ctrl. Mode: DMX / Manual / Stand Alone
 DMX Ch.: 1 / 2 / 4
 Protocols: DMX / RDM

Pwr. Supp.: 100-240 VAC 50-60 Hz
 Pwr. Cons.: 550 W
 Pwr. Conn. In.: powerCON Blue
 Pwr. Conn. Out.: powerCON Grey
 DMX Conn.: XLR 5P In/Out
 Length (mm): 562 mm
 Width (mm): 331 mm
 Height (mm): 320 mm
 Weight: 11.5 kg
 IP Rate: IP20(indoor use only)
 Housing: Aluminum die-cast
 Colour: Black



FEATURES:

- High light output
- CRI 92
- Wide range of beam shapers available
- Stand alone function
- CREE LED

Solar FL-280

46200 Floodlight

SHOWTEC

Specifications:

Light Src. Type: LED
 Light Src. Quant.: 14
 Light Src. Pwr.: 20 W
 LED Colour Type: White
 Lumen Total: 18000 lm
 CCT: 7500 K
 Beam °: 13 °
 Ctrl. Mode: DMX / Manual / Stand Alone
 DMX Ch.: 1 / 2 / 4
 Pwr. Supp.: 100-240 VAC 50-60 Hz

Pwr. Cons.: 280 W
 Pwr. Conn. In.: powerCON Blue
 Pwr. Conn. Out.: powerCON Grey
 DMX Conn.: XLR 5P In/Out
 Length (mm): 468 mm
 Width (mm): 262 mm
 Height (mm): 265 mm
 Weight: 7 kg
 IP Rate: IP20(indoor use only)
 Housing: Metal
 Colour: Black



FEATURES:

- High Light output
- CRI 95
- Wide range of beam shapers
- Stand alone function
- CREE LED



Flood Light Accessories

Flood Lights

V-Mount Battery Holder for Media Panel

33310 For two batteries



SHOWTEC

Barndoor for FL-280

46210 Floodlight Accessory



SHOWTEC

Diffusor for Solar FL-280

SHOWTEC

46211 90°



46212 30°



Diffusor for Solar FL-280

46213 30° x 60°



SHOWTEC

Barndoor for Solar FL-550

46260 Floodlight Accessory



SHOWTEC

Diffusor for Solar FL-550

SHOWTEC

46261 90°



46262 30°



Diffusor for Solar FL-550

46263 30° x 60°



SHOWTEC



Scanners

Light effects



Kanjo Scan 60

45012 60 W LED Scanner


SHOWTEC

Specifications:

Light Src. Type:	LED	Colour Sys.:	Colour Wheel
Light Src. Quant. :	1	Gobo Sys.:	Metal
Light Src. Pwr.:	60 W	Gobo Wheel 1:	7 + Open
LED Colour Type:	White	Pan:	170 °
Lumen Total:	1200 lm	Tilt:	85 °
CRI:	75	Pwr. Supp.:	100-240 VAC 50-60 Hz
CCT:	10000 K	Pwr. Cons.:	85 W
Beam °:	18 °	Pwr. Conn. In.:	IEC C13 female
Focus:	Manual	Pwr. Conn. Out.:	IEC C14 male
Ctrl. Mode:	Auto / DMX / Manual / Master Slave / Sound	DMX Conn.:	XLR 3P In/Out
DMX Ch.:	8 / 10	Length (mm):	335 mm
Protocols:	DMX	Width (mm):	204 mm
Display:	7-segment / LED	Height (mm):	335 mm
Dimmer:	0-100 %	Weight:	3.52 kg
Strobe:	0-15 Hz	IP Rate:	IP20(indoor use only)
		Housing:	Metal
		Colour:	Black

FEATURES:

- 60 W LED Scanner
- 7 fixed gobos + open
- 7 colours + white
- Dimmer and strobe function
- DMX and Master/Slave control
- Manual focus
- Compact, one-clamp-mount design





Kanjo Barrel 60

45013 60 W LED Barrel

SHOWTEC

Specifications:

Light Src. Type: LED
 Light Src. Quant.: 1
 Light Src. Pwr.: 60 W
 LED Colour Type: White
 Lumen Total: 1200 lm
 CRI: 75
 CCT: 10000 K
 Beam °: 18 °
 Focus: Manual
 Ctrl. Mode: DMX
 DMX Ch.: 8 / 10
 Protocols: DMX
 Display: 7-segment / LED
 Dimmer: 0-100 %
 Strobe: 0-15 Hz
 Colour Sys.: Colour Wheel

Gobo Sys.: Metal
 Gobo Wheel 1: 7 + Open
 Pan: 120 °
 Tilt: 85 °
 Cont. Movement: Barrel
 Pwr. Supp.: 100-240 VAC 50-60 Hz
 Pwr. Cons.: 85 W
 Pwr. Conn. In.: IEC C13 female
 Pwr. Conn. Out.: IEC C14 male
 DMX Conn.: XLR 3P In/Out
 Length (mm): 335 mm
 Width (mm): 165 mm
 Height (mm): 335 mm
 Weight: 4 kg
 IP Rate: IP20(indoor use only)
 Housing: Metal
 Colour: Black

FEATURES:

- 60 W LED Barrel
- 7 fixed gobos + open
- 7 colours + white
- Dimmer and strobe function
- DMX and Master/Slave control
- Manual focus
- Compact, one-clamp-mount design



Scanners

Light effects



Shark Barrel One

45026 Compact 100 W LED Barrel

SHOWTEC


Specifications:

Light Src. Type: LED
 Light Src. Quant.: 1
 Light Src. Pwr.: 100 W
 LED Colour Type: White
 Lumen Total: 2245 lm
 CRI: 80
 CCT: 10000 K
 Beam °: 18 °
 Focus: Motorised
 Ctrl. Mode: Auto / DMX / Master
 Slave/ Sound
 DMX Ch.: 8 / 14
 Protocols: DMX
 Display: OLED
 Dimmer: 0-100 %
 Strobe: 0-25 Hz
 Prism 1: 3-facet

Colour Sys.: Colour Wheel
 Gobo Sys.: Glass + Metal
 Gobo Wheel 1: 7 + Open
 Pan: 160 °
 Tilt: 360 °
 Cont. Movement: Barrel
 Pwr. Supp.: 100-240 VAC 50-60 Hz
 Pwr. Cons.: 137 W
 Pwr. Conn. In.: Pro Power Blue
 Pwr. Conn. Out.: ProPower Grey
 DMX Conn.: XLR 3P In/Out
 Length (mm): 430 mm
 Width (mm): 250 mm
 Height (mm): 430 mm
 Weight: 6.6 kg
 IP Rate: IP20(indoor use only)
 Housing: Metal / Plastic
 Colour: Black

FEATURES:

- Compact 100 W LED Barrel
- 7 gobos + open
- 8 colours + white
- 3-facet prism
- Motorised focus
- DMX and Master/Slave control
- Suitable for 2-unit Showgear D7526 and 4-unit Showtec D7528 case



Case for 4x Shark Scan or Barrel

D7528 Flight Case



Shark Scan One

45025 Compact 100 W LED Scanner

SHOWTEC


Specifications:

Light Src. Type: LED
 Light Src. Quant.: 1
 Light Src. Pwr.: 100 W
 LED Colour Type: White
 Lumen Total: 2245 lm
 CRI: 80
 CCT: 10000 K
 Beam °: 18 °
 Focus: Motorised
 Ctrl. Mode: Auto / DMX / Master Slave / Sound
 DMX Ch.: 8 / 14
 Protocols: DMX
 Display: OLED
 Dimmer: 0-100 %
 Strobe: 0-25 Hz

Prism 1: 3-facet
 Colour Sys.: Colour Wheel
 Gobo Sys.: Glass + Metal
 Gobo Wheel 1: 7 + Open
 Pan: 160 °
 Tilt: 50 °
 Pwr. Supp.: 100-240 VAC 50-60 Hz
 Pwr. Cons.: 116 W
 Pwr. Conn. In.: Pro Power Blue
 Pwr. Conn. Out.: ProPower Grey
 DMX Conn.: XLR 3P In/Out
 Length (mm): 380 mm
 Width (mm): 250 mm
 Height (mm): 297 mm
 Weight: 6.2 kg
 IP Rate: IP20(indoor use only)
 Housing: Metal / Plastic
 Colour: Black

FEATURES:

- Compact 100 W LED Scanner
- 7 rotating gobos + open
- 8 colours + white
- 3-facet prism
- Motorised focus
- DMX and Master/Slave control
- Suitable for 2-unit Showgear D7526 and 4-unit Showtec D7528 case



Case for 4x Shark Scan or Barrel

D7528 Flight Case

Effect Lights

Light effects



Sunrise LED

43078 LED Effect Light

SHOWTEC

Specifications:

Light Src. Type: LED
 Light Src. Quant. : 55
 Light Src. Pwr.: 3 W
 Ctrl. Mode: Auto / Built-in Program / DMX / Master Slave / Sound / Static Dimmer

DMX Ch.: 4
 Protocols: DMX
 Cont. Movement: Rotating Optics

Pwr. Supp.: 100-240 VAC 50-60 Hz
 Pwr. Cons.: 32 W
 Pwr. Conn. In.: IEC C13 female
 DMX Conn.: XLR 3P In/Out
 Height (mm): 260 mm
 Width (mm): 266 mm
 Depth (mm): 266 mm
 Weight: 2.8 kg
 IP Rate: IP20(indoor use only)
 Housing: Metal / Plastic
 Colour: Black

FEATURES:

- Multicolour LEDs
- DMX Control
- Sound to light function
- Very wide beam-spread



Booby Trap RG

43170 5-in-1 light effect

SHOWTEC

Specifications:

Light Src. Type: LED
 Laser Col.: Red / Green
 Ctrl. Mode: IR
 Pwr. Supp.: 100-240 VAC 50-60 Hz
 Pwr. Cons.: 20 W
 Pwr. Conn. In.: IEC C13 female

Height (mm): 118 mm
 Width (mm): 245 mm
 Depth (mm): 190 mm
 Weight: 1.6 kg
 IP Rate: IP20(indoor use only)
 Housing: Metal
 Colour: Black

FEATURES:

- Multi-effect light solution
- Water, UV, Strobe, Laser & Disco Star effects
- IR controllable
- Music Control
- Plug & Play





Effect Lights

Light effects



Airwolf

43164 Effect Light

SHOWTEC

Specifications:

Light Src. Type:	Diode / DPSS / LED
Light Src. Quant. :	6
Light Src. Pwr.:	8 W
LED Colour Type:	RGBW / White
LED Strobe:	Yes
LED Strobe Quantity:	24
LED Strobe Power:	0.5 W
Laser Col.:	Red / Green
Ctrl. Mode:	Auto / DMX / Manual / Master Slave / Remote / Sound

DMX Ch.:	3 / 16
Pwr. Supp.:	100-240 VAC 50-60 Hz
Pwr. Cons.:	52 W
Pwr. Conn. In.:	IEC C13 female
Pwr. Conn. Out.:	IEC C14 male
DMX Conn.:	XLR 3P In/Out
Height (mm):	230 mm
Width (mm):	250 mm
Depth (mm):	390 mm
Weight:	4 kg
IP Rate:	IP20 (indoor use only)
Housing:	Aluminum die-cast
Colour:	Black

FEATURES:

- Continuous Rotation
- Including IR Remote
- RG Pattern Laser effects
- Manual adjustable RGBW beam heads

Dynamic LED


43056 LED Effect Light

SHOWTEC

Specifications:

Light Src. Type:	LED
Light Src. Quant. :	256
Light Src. Pwr.:	25 W
LED Colour Type:	R / G / B / W / Y
Ctrl. Mode:	Auto / Built-in Program / DMX / Master Slave / Sound / Static Dimmer
DMX Ch.:	2 / 3
Protocols:	DMX

Pwr. Supp.:	100-240 VAC 50-60 Hz
Pwr. Cons.:	38 W
Pwr. Conn. In.:	IEC C13 female
DMX Conn.:	XLR 3P In/Out
Height (mm):	155 mm
Width (mm):	930 mm
Depth (mm):	150 mm
Weight:	4.4 kg
IP Rate:	IP20 (indoor use only)
Housing:	Aluminum die-cast
Colour:	Black



FEATURES:

- 42 LED matrix patterns
- 4-in-1 Light effect
- RGBWA Colours
- Wide beam angle

Dynamica

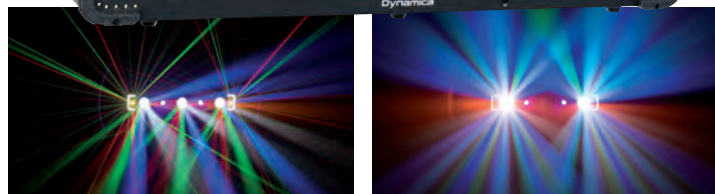
43162 Effect Light

SHOWTEC

Specifications:

Light Src. Type:	Diode / DPSS / LED
Light Src. Quant. :	192
Light Src. Quant. Effect:	2
Light Src. Pwr.:	12 W
Light Src. Pwr. Effect:	3 W
LED Colour Type:	R / G / B / W / A / UV / White
LED Strobe:	Yes
LED Strobe Quantity:	18
LED Strobe Power:	0.5 W
Laser Col.:	Red / Green
Ctrl. Mode:	Auto / DMX / Master Slave / Remote / Sound

DMX Ch.:	2 / 5 / 8 / 10
Protocols:	DMX
Pwr. Supp.:	100-240 VAC 50-60 Hz
Pwr. Cons.:	40 W
Pwr. Conn. In.:	IEC C13 female
Pwr. Conn. Out.:	IEC C14 male
DMX Conn.:	XLR 3P In/Out
Height (mm):	225 mm
Width (mm):	770 mm
Depth (mm):	175 mm
Weight:	5.5 kg
IP Rate:	IP20 (indoor use only)
Housing:	Aluminum die-cast
Colour:	Black



FEATURES:

- 4-in-1 light effect
- Dual RG Laser Grating effects
- RGBWA LED Pattern beams
- Dual Strobe arrays
- Dual UV Wash effect

Swing 4

43085 2-in-1 Light Effect

SHOWTEC

Specifications:

Light Src. Type: LED
 Light Src. Quant. : 2
 Light Src. Effect: 108
 Light Src. Pwr.: 9 W
 LED Colour Type: RGB
 Ctrl. Mode: Auto / DMX / Master Slave / Sound
 DMX Ch.: 6
 Pwr. Supp.: 100-240 VAC 50-60 Hz

Pwr. Cons.: 62 W
 Pwr. Conn. In.: IEC C13 female
 Pwr. Conn. Out.: IEC C14 male
 DMX Conn.: XLR 3P In/Out
 Height (mm): 265 mm
 Width (mm): 255 mm
 Depth (mm): 255 mm
 Weight: 3.6 kg
 IP Rate: IP20(indoor use only)
 Housing: Metal / Plastic
 Colour: Black



FEATURES:

- 2-in-1 Light effect
- 2 x 9 watt 3-in-1 LEDs for Derby
- 64 LEDs for moonflower
- 6 DMX channels

Colourburst


43163 Effect Light

SHOWTEC

Specifications:

Light Src. Type: Diode / DPSS / LED
 Light Src. Quant. : 5
 Light Src. Pwr.: 8 W
 LED Colour Type: RGBW
 Laser Pwr.: 135 mW
 Laser Col.: Red / Green
 Ctrl. Mode: Auto / DMX / Manual / Master Slave / Remote / Sound
 DMX Ch.: 3 / 10 / 22
 Protocols: DMX

Cont. Movement: Rotating Optics
 Pwr. Supp.: 100-240 VAC 50-60 Hz
 Pwr. Cons.: 63 W
 Pwr. Conn. In.: IEC C13 female
 Pwr. Conn. Out.: IEC C14 male
 DMX Conn.: XLR 3P In/Out
 Height (mm): 400 mm
 Width (mm): 255 mm
 Depth (mm): 320 mm
 Weight: 3.8 kg
 IP Rate: IP20(indoor use only)
 Housing: Aluminum die-cast
 Colour: Black



FEATURES:

- Powerful Mirror Ball simulation
- RG Laser Grating effects
- RGBW Colour control over 3 sections
- IR Remote included

Double3 Derby LED Q6

43160 Effect Light

SHOWTEC

Specifications:

Light Src. Type: LED
 Light Src. Quant. : 2
 Light Src. Pwr.: 12 W
 LED Colour Type: RGBWAC
 Ctrl. Mode: Sound
 Pwr. Supp.: 100-240 VAC 50-60 Hz
 Pwr. Cons.: 32 W

Pwr. Conn. In.: IEC C13 female
 Pwr. Conn. Out.: IEC C14 male
 Height (mm): 270 mm
 Width (mm): 315 mm
 Depth (mm): 310 mm
 Weight: 3 kg
 IP Rate: IP20(indoor use only)
 Housing: Metal
 Colour: Black



FEATURES:

- Legendary Light FX
- 6-in-1 LED
- Adjustable Sound control
- Plug & Play
- Easy IEC daisy chaining



Small Mushroom LED Q6

43159 Effect Light

SHOWTEC

Specifications:

Light Src. Type:	LED
Light Src. Quant. :	2
Light Src. Pwr.:	12 W
LED Colour Type:	RGBWAC
Ctrl. Mode:	Sound
Pwr. Supp.:	100-240 VAC 50-60 Hz
Pwr. Cons.:	32 W

Pwr. Conn. In.:	IEC C13 female
Pwr. Conn. Out.:	IEC C14 male
Height (mm):	285 mm
Width (mm):	175 mm
Depth (mm):	345 mm
Weight:	2.75 kg
IP Rate:	IP20 (indoor use only)
Housing:	Metal
Colour:	Black

FEATURES:

- Legendary Light FX
- 6-in-1 LED
- Adjustable Sound control
- Plug & Play

Techno Derby


43156 2-in-1 Light Effect

SHOWTEC

Specifications:

Light Src. Type:	LED
Light Src. Quant. :	4
Light Src. Pwr.:	3 W
LED Colour Type:	RGBW / White
LED Strobe:	Yes
LED Strobe Quantity:	16
LED Strobe Power:	0.5 W
Ctrl. Mode:	Auto / DMX / Master Slave / Sound
DMX Ch.:	1 / 4

Pwr. Supp.:	100-240 VAC 50-60 Hz
Pwr. Cons.:	30 W
Pwr. Conn. In.:	IEC C13 female
Pwr. Conn. Out.:	IEC C14 male
DMX Conn.:	XLR 3P In/Out
Height (mm):	190 mm
Width (mm):	265 mm
Depth (mm):	190 mm
Weight:	2 kg
IP Rate:	IP20 (indoor use only)
Housing:	Metal
Colour:	Black



FEATURES:

- LED & Strobe Effect
- Bright Colourful beams
- RGBW Colours
- 16 power strobe LEDs

Energetic


43165 Effect Light

SHOWTEC

Specifications:

Light Src. Type:	Diode / DPSS / LED
Light Src. Quant. :	4
Light Src. Pwr.:	3 W
LED Colour Type:	R / G / B / W / White
LED Strobe:	Yes
LED Strobe Quantity:	16
LED Strobe Power:	0.5 W
Laser Col.:	Red / Green
Ctrl. Mode:	Auto / DMX / Manual / Master Slave / Remote / Sound

DMX Ch.:	2 / 9
Pwr. Supp.:	100-240 VAC 50-60 Hz
Pwr. Cons.:	30 W
Pwr. Conn. In.:	IEC C13 female
Pwr. Conn. Out.:	IEC C14 male
DMX Conn.:	XLR 3P In/Out
Height (mm):	188 mm
Width (mm):	260 mm
Depth (mm):	190 mm
Weight:	1.8 kg
IP Rate:	IP20 (indoor use only)
Housing:	Aluminum die-cast
Colour:	Black



FEATURES:

- 16 x SMD LED Strobe
- IR Remote Included
- RG Pattern Laser effects
- Sharp RGBW Beams

Energetic XL

43169 3-in-1 light effect

SHOWTEC

Specifications:

Light Src. Type:	Diode / DPSS / LED
Light Src. Quant. :	17
Light Src. Pwr.:	30 W
LED Colour Type:	RGBW
Laser Pwr.:	150 mW
Laser Col.:	Red / Green
Ctrl. Mode:	Auto / DMX / IR / Master Slave / Sound
DMX Ch.:	13

Pwr. Supp.:	100-240 VAC 50-60 Hz
Pwr. Cons.:	80 W
Pwr. Conn. In.:	IEC C13 female
Height (mm):	150 mm
Width (mm):	200 mm
Depth (mm):	255 mm
Weight:	1.9 kg
IP Rate:	IP20 (indoor use only)
Housing:	Metal
Colour:	Black

FEATURES:

- Multi-effect light solution
- Beam, Matrix & Laser effects
- IR remote included
- Music control
- Plug & Play



Magician

43161 Effect Light

SHOWTEC

Specifications:

Light Src. Type:	Diode / DPSS / LED
Light Src. Quant. :	9
Light Src. Quant. Effect:3	
Light Src. Pwr.:	4 W
LED Colour Type:	R / G / B / W / A / RGBUV / White
LED Strobe:	Yes
LED Strobe Quantity:	12
LED Strobe Power:	0.5 W
Laser Pwr.:	130 mW
Laser Col.:	Red / Green
Ctrl. Mode:	Auto / Manual / Master Slave / Remote / Sound

DMX Ch.:	3 / 5 / 11 / 28
Protocols:	DMX
Pwr. Supp.:	100-240 VAC 50-60 Hz
Pwr. Cons.:	90 W
Pwr. Conn. In.:	IEC C13 female
Pwr. Conn. Out.:	IEC C14 male
DMX Conn.:	XLR 3P In/Out
Height (mm):	350 mm
Width (mm):	305 mm
Depth (mm):	185 mm
Weight:	3.2 kg
IP Rate:	IP20 (indoor use only)
Housing:	Aluminum die-cast
Colour:	Black

FEATURES:

- Multifunctional Light and Laser FX
- IR remote and DMX control
- RGB-UV LED
- Strobe FX



Dominator

43153 3-in-1 Light Effect

SHOWTEC

Specifications:


Light Src. Type:	LED
Light Src. Quant. :	5
Light Src. Pwr.:	3 W
LED Colour Type:	RGBWA / White
LED Strobe:	Yes
LED Strobe Quantity:	8
LED Strobe Power:	1 W
Laser Pwr.:	200 mW
Laser Col.:	Red / Green
Ctrl. Mode:	Auto / DMX / Master Slave / Sound

DMX Ch.:	9
Pwr. Supp.:	100-240 VAC 50-60 Hz
Pwr. Cons.:	66 W
Pwr. Conn. In.:	IEC C13 female
Pwr. Conn. Out.:	IEC C14 male
DMX Conn.:	XLR 3P In/Out
Height (mm):	312 mm
Width (mm):	307 mm
Depth (mm):	170 mm
Weight:	3.95 kg
IP Rate:	IP20 (indoor use only)
Housing:	Metal
Colour:	Black

FEATURES:

- led, Laser & Strobe Effect
- 200 mW RG Laser
- RGBWA Colours
- 8 Power strobe LEDs





X-Terminator

43157 3-in-1 Light Effect

SHOWTEC

Specifications:

Light Src. Type: Diode / DPSS / LED
 Light Src. Quant. : 6
 Light Src. Pwr.: 3 W
 LED Colour Type: R / G / B / W / A / White
 LED Strobe: Yes
 LED Strobe Quantity: 12
 LED Strobe Power: 0.5 W
 Laser Pwr.: 300 mW
 Laser Col.: Red / Green
 Ctrl. Mode: Auto / DMX / IR / Master Slave / Sound
 DMX Ch.: 2 / 11

Protocols: DMX
 Pwr. Supp.: 100-240 VAC 50-60 Hz
 Pwr. Cons.: 36 W
 Pwr. Conn. In.: IEC C13 female
 Pwr. Conn. Out.: IEC C14 male
 DMX Conn.: XLR 3P In/Out
 Height (mm): 197 mm
 Width (mm): 335 mm
 Depth (mm): 215 mm
 Weight: 2.4 kg
 IP Rate: IP20 (indoor use only)
 Housing: Metal
 Colour: Black

FEATURES:

- Moonflower, Laser & Strobe Effect
- 130 mW RG Laser
- RGBWA Colours
- 12 strobe LEDs



Cyclone 4

43087 Compact dynamic LED Effect

SHOWTEC


Specifications:

Light Src. Type: LED
 Light Src. Quant. : 1
 Light Src. Pwr.: 10 W
 LED Colour Type: RGBW
 Ctrl. Mode: Auto / DMX / Master Slave / Sound
 DMX Ch.: 4
 Pwr. Supp.: 100-240 VAC 50-60 Hz
 Pwr. Cons.: 110 W

Pwr. Conn. In.: IEC C13 female
 Pwr. Conn. Out.: IEC C14 male
 DMX Conn.: XLR 3P In/Out
 Height (mm): 245 mm
 Width (mm): 270 mm
 Depth (mm): 210 mm
 Weight: 3.6 kg
 IP Rate: IP20 (indoor use only)
 Housing: Metal / Plastic
 Colour: Black

FEATURES:

- Intelligent Music Control
- 10 W RGBW 4-in1 LED
- IEC In- and output
- Auto and sound programs selectable by DMX



Club Par Dizzy 3/8

42653 3 x 8 W RGBUV LED Par

SHOWTEC

Specifications:

Light Src. Type: LED
 Light Src. Quant. : 3
 Light Src. Quant. Effect: 45
 Light Src. Pwr.: 8 W
 Light Src. Pwr. Effect: 5 W
 LED Colour Type: RGBUV / White
 Ctrl. Mode: Auto / DMX / IR / Master Slave / Sound
 DMX Ch.: 3 / 9
 Protocols: DMX

Pwr. Supp.: 100-240 VAC 50-60 Hz
 Pwr. Cons.: 65 W
 Pwr. Conn. In.: IEC C13 female
 Pwr. Conn. Out.: IEC C14 male
 DMX Conn.: XLR 3P In/Out
 Height (mm): 264 mm
 Width (mm): 214 mm
 Depth (mm): 77 mm
 Weight: 1.1 kg
 IP Rate: IP20 (indoor use only)
 Housing: Plastic
 Colour: Black

FEATURES:

- 3x RGBUV + 27 x CW + 18 x RGB LED Par
- 10 section Strobe Ring
- 6 section RGB patterns
- Dimmer and strobe function
- IR, DMX and Master/Slave control
- Manual, Auto run and Sound-controlled mode
- Infrared remote included

DreamWave

43166 LED Effect Light

SHOWTEC

Specifications:

Light Src. Type: LED
 Light Src. Quant.: 6
 Light Src. Pwr.: 15 W
 LED Colour Type: RGBW
 Ctrl. Mode: Built-in Program / DMX / Manual / Master Slave / Sound
 DMX Ch.: 10 / 34
 Protocols: DMX
 Cont. Movement: Rotating Optics

Pwr. Supp.: 100-240 VAC 50-60 Hz
 Pwr. Cons.: 70 W
 Pwr. Conn. In.: IEC C13 female
 Pwr. Conn. Out.: IEC C14 male
 DMX Conn.: XLR 3P In/Out
 Height (mm): 247 mm
 Width (mm): 246 mm
 Depth (mm): 185 mm
 Weight: 3.16 kg
 IP Rate: IP20(indoor use only)
 Housing: Aluminum die-cast
 Colour: Black



FEATURES:

- Colour & LED Control
- Stunning built-in light shows
- DMX Control
- Wide Beam angle
- Pixel control



Dataflower

43168 LED Effect Light

SHOWTEC

Specifications:


Light Src. Type: LED
 Light Src. Quant.: 1
 Light Src. Pwr.: 100 W
 Ctrl. Mode: Auto / Built-in Program / DMX / Master Slave / Sound
 DMX Ch.: 2 / 5 / 7
 Protocols: DMX
 Cont. Movement: Mirror Disc Bi-directional
 Pwr. Supp.: 100-240 VAC 50-60 Hz

Pwr. Cons.: 117 W
 Pwr. Conn. In.: IEC C13 female
 Pwr. Conn. Out.: IEC C14 male
 DMX Conn.: XLR 3P In/Out
 Height (mm): 202 mm
 Width (mm): 265 mm
 Depth (mm): 308 mm
 Weight: 4 kg
 IP Rate: IP20(indoor use only)
 Housing: Metal
 Colour: Black



FEATURES:

- 100 W High Power LED
- Dynamic Sound to Light Control
- DMX Control
- Superb Aerial Effects



Hydrogen DMX MKII

43151 LED Effect Light

SHOWTEC

Specifications:


Light Src. Type: LED
 Light Src. Quant.: 1
 Light Src. Pwr.: 20 W
 Ctrl. Mode: Auto / DMX / Manual / Master Slave / Sound
 DMX Ch.: 4
 Protocols: DMX
 Pwr. Supp.: 100-240 VAC 50-60 Hz
 Pwr. Cons.: 35 W


Pwr. Conn. In.: IEC C13 female
 Pwr. Conn. Out.: IEC C14 male
 DMX Conn.: XLR 3P In/Out
 Height (mm): 135 mm
 Width (mm): 275 mm
 Depth (mm): 250 mm
 Weight: 3.5 kg
 IP Rate: IP20(indoor use only)
 Housing: Metal / Plastic
 Colour: Black



FEATURES:

- 20 W LED Source
- Red, Green, Blue, Purple, Yellow and White
- 4 DMX channels
- Multi-voltage





Galaxy 360

45054 Retro LED Moving head

SHOWTEC

Specifications:

Light Src. Type:	LED
Light Src. Quant. :	12
Light Src. Pwr.:	9 W
Ctrl. Mode:	Auto / Built-in Program / DMX / Manual / Master Slave / Sound
DMX Ch.:	10 / 18 / 66
Protocols:	DMX
Pan:	540 °
Tilt:	360 °
Cont. Movement:	Yes

Pwr. Supp.:	100-240 VAC 50-60 Hz
Pwr. Cons.:	190 W
Pwr. Conn. In.:	Pro Power Blue
Pwr. Conn. Out.:	ProPower Grey
DMX Conn.:	XLR 3P In/Out / XLR 5P In/Out
Height (mm):	395 mm
Width (mm):	335 mm
Depth (mm):	145 mm
Weight:	7 kg
IP Rate:	IP20(indoor use only)
Housing:	Metal / Plastic
Colour:	Black

FEATURES:

- Continuous pan & ball rotation
- 60 mm 4° Lenses
- 12 individual RGBW LEDs
- Built-in Colour chases



Airstrike

43158 5R Quad Beam Effect

SHOWTEC

Specifications:

Light Src. Type:	Discharge
Light Src. Quant. :	1
Light Src. Pwr.:	190 W
Ctrl. Mode:	Auto / DMX / Master Slave / Sound
DMX Ch.:	10
Protocols:	DMX
Pwr. Supp.:	100-240 VAC 50-60 Hz

Pwr. Cons.:	265 W
Pwr. Conn. In.:	IEC C13 female
DMX Conn.:	XLR 3P In/Out
Height (mm):	340 mm
Width (mm):	225 mm
Depth (mm):	300 mm
Weight:	10.9 kg
IP Rate:	IP20(indoor use only)
Housing:	Metal
Colour:	Black

FEATURES:

- High Light output
- DMX Control
- Compact size
- Razor-sharp beams



Compact Power Light Set MKII

30268 Incl. Bag, Footswitch, and Stand

SHOWTEC

Specifications:

Light Src. Type:	LED
Light Src. Quant. :	28
Light Src. Pwr.:	3 W
LED Colour Type:	RGB
Ctrl. Mode:	Built-in Program / DMX / Footswitch / Manual / Master Slave
DMX Ch.:	2 / 3 / 4 / 7 / 8 / 14 / 15
Protocols:	DMX

Pwr. Supp.:	100-240 VAC 50-60 Hz
Pwr. Cons.:	90 W
Pwr. Conn. In.:	IEC C13 female
Height (mm):	235 mm
Width (mm):	1200 mm
Depth (mm):	60 mm
Weight:	16 kg
IP Rate:	IP20(indoor use only)
Housing:	Metal
Colour:	Black

FEATURES:

- 4 high power LED spots with 7 x 3-in-1 RGB LEDs
- T-Bar with built-in controller
- Footswitch included (30267)
- Stand included
- Carrying bag included

Compact Power Light Set 4 RGBW

30277 RGBW

SHOWTEC

Specifications:

Light Src. Type:	LED	Pwr. Supp.:	100-240 VAC 50-60 Hz
Light Src. Quant. :	20	Pwr. Cons.:	90 W
Light Src. Pwr.:	4 W	Pwr. Conn. In.:	IEC C13 female
LED Colour Type:	RGBW	Pwr. Conn. Out.:	IEC C14 male
Ctrl. Mode:	DMX / Footswitch / Master Slave / Sound / Stand Alone	Height (mm):	70 mm
		Width (mm):	845 mm
		Depth (mm):	55 mm
		Weight:	7 kg
DMX Ch.:	4 / 5 / 6 / 8 / 10 / 16 / 19	IP Rate:	IP20(indoor use only)
Protocols:	DMX	Housing:	Aluminium
		Colour:	Black

FEATURES:

- 4-in-1 RGBW LEDs
- T-Bar with built-in controller
- Stand included
- Carrying bag included



QFX

30276 Multi FX Compact Light Set

SHOWTEC

Specifications:

Light Src. Type:	Diode / DPSS / LED	DMX Ch.:	3 / 5 / 9 / 27
Light Src. Quant. Par:	6	Protocols:	DMX
Light Src. Quant. Effect:	6	Pwr. Supp.:	100-240 VAC 50-60 Hz
Light Src. Pwr. Par:	3 W	Pwr. Cons.:	45 W
Light Src. Pwr. Effect:	2 W	Pwr. Conn. In.:	IEC C13 female
LED Colour Type:	RGB / White	Pwr. Conn. Out.:	IEC C14 male
LED Strobe:	Yes	Height (mm):	378 mm
LED Strobe Quantity:	4	Width (mm):	1185 mm
LED Strobe Power:	4 W	Depth (mm):	110 mm
Laser Col.:	Red / Green	Weight:	6.6 kg
Ctrl. Mode:	Auto / DMX / IR / Master Slave / Sound	IP Rate:	IP20(indoor use only)
		Housing:	Metal
		Colour:	Black

FEATURES:

- 4 FX on 1 Bar
- Incl. wireless foot controller & IR remote
- Incl. tripod + bag & Transport case
- Effects interchangeable on bar
- 130 mW RG Laser



Event Bar 2 CCT

44120 50 W White Battery LED Bar

SHOWTEC

Specifications:

Light Src. Type:	LED	Pwr. Cons.:	50 W
Light Src. Quant. :	2	Pwr. Conn. In.:	Low Voltage DC plug
Light Src. Quant. Spot:	2	Height (mm):	150 mm
LED Colour Type:	WW / CW / NW	Width (mm):	320 mm
Lumen Total:	550 lm	Depth (mm):	95 mm
Ctrl. Mode:	Manual	Weight:	1.4 kg
Pwr. Supp.:	120-250 VAC 50-60 Hz	IP Rate:	IP20 (indoor use only)
		Housing:	Aluminium
		Colour:	Black

FEATURES:

- 50 watt battery LED Bar
- Silent, fanless operations
- Manual 4-step 3000 K - 6000 K colour engine
- Battery powered (lasting 3 - 8 hours)
- 25° diffuser and carrying bag included
- Various mounting options (Velcro / Stand / Magnetic)



Effect Lights

Light effects



Lightset PRO 9/10 RGBM

30290 RGBM

SHOWTEC

Specifications:

Light Src. Type:	LED
Light Src. Quant. :	36
Light Src. Pwr.:	10 W
Ctrl. Mode:	Auto / DMX / Manual / Master Slave / Sound
DMX Ch.:	4 / 5 / 6 / 8 / 10 / 16 / 19
Protocols:	DMX / RDM
Pwr. Supp.:	100-240 VAC 50-60 Hz

Pwr. Cons.:	260 W
Pwr. Conn. In.:	Pro Power Blue
Pwr. Conn. Out.:	ProPower Grey
Height (mm):	364 mm
Width (mm):	1287 mm
Depth (mm):	13.5 mm
Weight:	12.6 kg
IP Rate:	IP20(indoor use only)
Housing:	Aluminium / Metal
Colour:	Black

FEATURES:

- Professional T-bar
- 4-in-1, 10 watt RGBM LEDs
- Compact sturdy spots
- Multiple optional Beam Shapers
- Including 5 m Power Pro Cable



Luna Four Bar 60

30298 T-bar - 4x 60 W RGBW COB LED Spot

SHOWTEC

Specifications:

Light Src. Type:	LED
Light Src. Quant. :	4
Light Src. Pwr.:	60 W
LED Colour Type:	RGBW
Ctrl. Mode:	Auto / Built-in Program / DMX / Manual
DMX Ch.:	4 / 5 / 6 / 8 / 10 / 16 / 19
Protocols:	DMX
Pwr. Supp.:	100-240 VAC 50-60 Hz
Pwr. Cons.:	254 W

Pwr. Conn. In.:	Pro Power Blue
Pwr. Conn. Out.:	Pro Power Grey
DMX Conn.:	XLR 3P In/Out / XLR 5P In/ Out
Height (mm):	354 mm
Width (mm):	1287 mm
Depth (mm):	13.5 mm
Weight:	10.5 kg
IP Rate:	IP20 (indoor use only)
Housing:	Aluminium
Colour:	Black

FEATURES:

- Professional T-bar
- Four RGBW COB 60 W LED spots
- Up to 3700 lumen per spot
- Including magnetically attached 25° beam shapers
- Including 5 m power cable

DreamMoon


43167 LED Effect Light

SHOWTEC

Specifications:

Light Src. Type:	LED
Light Src. Quant. :	1
Light Src. Pwr.:	60 W
LED Colour Type:	RGBW
Ctrl. Mode:	Auto / DMX / Manual / Master Slave / Sound
DMX Ch.:	5 / 9
Protocols:	DMX
Cont. Movement:	Mirror Disc Bi-directional
Pwr. Supp.:	100-240 VAC 50-60 Hz

Pwr. Cons.:	68 W
Pwr. Conn. In.:	IEC C13 female
Pwr. Conn. Out.:	IEC C14 male
DMX Conn.:	XLR 3P In/Out
Height (mm):	191 mm
Width (mm):	275 mm
Depth (mm):	200 mm
Weight:	3.6 kg
IP Rate:	IP20 (indoor use only)
Housing:	Aluminum die-cast
Colour:	Black



FEATURES:

- Wide Beam angle
- Excellent built-in light shows
- DMX Control
- Multipurpose effect
- 4 breakup gobos included

Pinspot Bar 4

30295 RGBW

SHOWTEC

Specifications:

Light Src. Type: LED
 Light Src. Quant.: 4
 Light Src. Pwr.: 20 W
 LED Colour Type: R / G / B / W
 Ctrl. Mode: Auto / DMX / Manual / Master Slave / Sound
 DMX Ch.: 4 / 5 / 6 / 8 / 10 / 16 / 19
 Protocols: DMX / RDM
 Pwr. Supp.: 100-240 VAC 50-60 Hz

Pwr. Cons.: 90 W
 Pwr. Conn. In.: Pro Power Blue
 Pwr. Conn. Out.: ProPower Grey
 Height (mm): 278 mm
 Width (mm): 800 mm
 Depth (mm): 177 mm
 Weight: 6.5 kg
 IP Rate: IP20(indoor use only)
 Housing: Aluminum die-cast
 Colour: Black

FEATURES:

- Independent control
- Super lightweight
- Including magnetic beamshapers
- Including 5 m Power Pro Cable



Pinspot Bar 4

30296 WW

SHOWTEC

Specifications:

Light Src. Type: LED
 Light Src. Quant.: 4
 Light Src. Pwr.: 15 W
 LED Colour Type: WW
 Ctrl. Mode: Auto / DMX / Manual / Master Slave / Sound
 DMX Ch.: 1 / 2 / 4 / 6 / 7 / 10
 Protocols: DMX
 Pwr. Supp.: 100-240 VAC 50-60 Hz

Pwr. Cons.: 75 W
 Pwr. Conn. In.: Pro Power Blue
 Pwr. Conn. Out.: ProPower Grey
 Height (mm): 278 mm
 Width (mm): 800 mm
 Depth (mm): 177 mm
 Weight: 6.5 kg
 IP Rate: IP20(indoor use only)
 Housing: Aluminum die-cast
 Colour: Black

FEATURES:

- Independent control
- Super lightweight
- Including magnetic beamshapers
- Including 5 m Power Pro Cable



Footswitch

SHOWTEC

30267 For Compact Light Set



Beam Shaper for Light Set Pro 9/10 RGBM

30291 20°



SHOWTEC

Beam Shaper for Light Set Pro 9/10 RGBM

30292 40°




SHOWTEC

Beam Shaper for Pinspot Bar 4 RGBW & WW (1 piece)

30297 20°



SHOWTEC



Galactic RGB-6-750

51347 Fat Beam Laser

SHOWTEC

Specifications:

Laser Pwr.:	750 mW
Laser Src.:	Diode
Laser Mod.:	TTL
Laser Class:	3B
Laser Col.:	Red / Green / Blue
Ctrl. Mode:	Built-in Program / DMX / ILDA
DMX Ch.:	7 / 9 / 12 / 36 / 48 / 54 / 66
Pwr. Supp.:	100-240 VAC 50-60 Hz

Pwr. Cons.:	108 W
Pwr. Conn. In.:	IEC C13 female
DMX Conn.:	XLR 3P In/Out
Height (mm):	1000 mm
Width (mm):	201 mm
Depth (mm):	123 mm
Weight:	10 kg
IP Rate:	IP20 (indoor use only)
Housing:	Aluminium
Colour:	Black
Ref. Std.:	CE
Laser Safety:	EN/IEC-60825-1

FEATURES:

- 6 x RGB Laser
- Fat beam
- DMX Controllable

Galactic FX RGB-1500

51341 1500 mW RGB 3D Laser

SHOWTEC

Specifications:

Laser Pwr.:	1500 mW
Laser Src.:	Diode / DPSS
Laser Mod.:	TTL
Laser Class:	4
Laser Col.:	Red / Green / Blue / White / Yellow / Purple / Cyan
Ctrl. Mode:	DMX / ILDA / Manual / Stand Alone
DMX Ch.:	19
Laser Scanner Speed:	20 K
Pwr. Supp.:	100-240 VAC 50-60 Hz
Pwr. Cons.:	45 W
Pwr. Conn. In.:	IEC C13 female

Pwr. Conn. Out.:	IEC C14 male
DMX Conn.:	XLR 3P In/Out
Data Conn.:	ILDA DB25
Height (mm):	205 mm
Width (mm):	290 mm
Depth (mm):	260 mm
Weight:	3.4 kg
IP Rate:	IP20 (indoor use only)
Housing:	Aluminium
Colour:	Black
Laser Scanner:	20 kpps
Ref. Std.:	CE
Laser Safety:	EN/IEC 60825-1 Ed 2:2007-03



FEATURES:

- 1500 mW RGB 3D laser
- 80 built-in patterns
- Colour, clipping, zooming, roll and move effects
- Supports ILDA software for creating laser show
- Smooth projections with little flickering
- DMX and Master/Slave control
- Manual, Auto-run and Sound controlled mode

Galactic RGB-2000

51346 2 W RGB Laser - 30 K scanning

SHOWTEC

Specifications:

Laser Pwr.:	2000 mW
Laser Src.:	Diode
Laser Mod.:	TTL
Laser Class:	4
Laser Col.:	Red / Green / Blue
Ctrl. Mode:	DMX / ILDA
DMX Ch.:	1 / 13
Laser Scanner Speed:	30 K
Pwr. Supp.:	100-240 VAC 50-60 Hz
Pwr. Cons.:	50 W

Pwr. Conn. In.:	IEC C13 female
DMX Conn.:	XLR 3P In/Out
Height (mm):	211 mm
Width (mm):	296 mm
Depth (mm):	247 mm
Weight:	4.9 kg
IP Rate:	IP20 (indoor use only)
Housing:	Aluminium
Colour:	Black
Ref. Std.:	CE
Laser Safety:	EN/IEC-60825-1



FEATURES:

- 2000 mW RGB laser
- 86 built-in patterns
- Colour, clipping, zooming, roll and move effects
- Supports ILDA software for creating laser show
- 30 K scanning for smooth projection
- Including interlock connector, power cord and KEYS

Galactic RGY-140 MKII


51335 140 mW red green yellow Laser

SHOWTEC

Specifications:

Laser Pwr.: 140 mW
Laser Src.: Diode / DPSS
Laser Mod.: TTL
Laser Class: 3B
Laser Col.: Red / Green / Yellow
Ctrl. Mode: Auto / Built-in Program / DMX / Master Slave / Remote / Sound
DMX Ch.: 10
Pwr. Supp.: 100-240 VAC 50-60 Hz
Pwr. Cons.: 15 W

Pwr. Conn. In.: IEC C13 female
DMX Conn.: XLR 3P In/Out
Height (mm): 155 mm
Width (mm): 160 mm
Depth (mm): 145 mm
Weight: 1.3 kg
IP Rate: IP20 (indoor use only)
Housing: Metal
Colour: Black
Ref. Std.: CE
Laser Safety: EN/IEC 60825-1 Ed 2:2007-03



FEATURES:

- 140 mW laser
- Red, Green and Yellow colour output
- 32 patterns and built-in programs
- Rotate and X/Y roll function
- 30° scan angle with manual zoom
- DMX, Master/Slave and IR control
- Infrared remote included

Galactic RBP-180

51337 180 mW red blue purple Laser

SHOWTEC

Specifications:

Laser Pwr.: 180 mW
Laser Src.: Diode
Laser Mod.: TTL
Laser Class: 3B
Laser Col.: Red / Blue / Purple
Ctrl. Mode: Auto / Built-in Program / Master Slave / Remote / Sound
DMX Ch.: 10
Pwr. Supp.: 100-240 VAC 50-60 Hz
Pwr. Cons.: 16 W

Pwr. Conn. In.: IEC C13 female
DMX Conn.: XLR 3P In/Out
Height (mm): 158 mm
Width (mm): 168 mm
Depth (mm): 148 mm
Weight: 1.3 kg
IP Rate: IP20 (indoor use only)
Housing: Metal
Colour: Black
Ref. Std.: CE
Laser Safety: EN/IEC 60825-1 Ed 2:2007-03



FEATURES:

- 180 mW laser
- Red, Blue and Purple colour output
- 32 patterns and built-in programs
- Rotate and X/Y roll function
- 30° scan angle with manual zoom
- DMX, Master/Slave and IR control
- Infrared remote included

Galactic RGB 300

51345 300 mW RGB Laser

SHOWTEC

Specifications:

Laser Pwr.: 300 mW
Laser Src.: Diode
Laser Mod.: TTL
Laser Class: 3B
Laser Col.: Red / Green / Blue
Ctrl. Mode: Auto / DMX / Master Slave / Remote / Sound
DMX Ch.: 10
Pwr. Supp.: 100-240 VAC 50-60 Hz
Pwr. Cons.: 23 W

Pwr. Conn. In.: IEC C13 female
DMX Conn.: XLR 3P In/Out
Height (mm): 158 mm
Width (mm): 168 mm
Depth (mm): 148 mm
Weight: 1.7 kg
IP Rate: IP20 (indoor use only)
Housing: Metal
Colour: Black
Ref. Std.: CE
Laser Safety: EN/IEC 60825-1 Ed 2:2007-03



FEATURES:

- 300 mW RGB laser
- 32 individual aerial patterns
- Infrared remote included
- TTL modulations
- Stepper motor
- DMX, Master/Slave and IR control
- Manual, Auto-run and Sound controlled mode



Galactic TXT

51342 300 mW RGB text Laser

SHOWTEC

Specifications:

Laser Pwr.: 300 mW
 Laser Src.: Diode / DPSS
 Laser Mod.: TTL
 Laser Class: 3B
 Laser Col.: Red / Green / Blue / White / Yellow / Purple / Cyan
 Ctrl. Mode: Auto / DMX / Master Slave / Sound
 DMX Ch.: 17
 Laser Scanner Speed: 10 K
 Pwr. Supp.: 100-240 VAC 50-60 Hz
 Pwr. Cons.: 25 W

Pwr. Conn. In.: IEC C13 female
 DMX Conn.: XLR 3P In/Out
 Height (mm): 185 mm
 Width (mm): 225 mm
 Depth (mm): 185 mm
 Weight: 1.9 kg
 IP Rate: IP20(indoor use only)
 Housing: Metal / Plastic
 Colour: Black
 Laser Scanner: 10 kpps
 Ref. Std.: CE
 Laser Safety: EN/IEC 60825-1 Ed 2:2007-03

FEATURES:

- 300 mW RGB text laser
- Custom and preset animations
- 128 preset animations & symbols
- Clock, countdown and date function
- Zoom, movement, wave, drawing and colour effects
- Wide 40° scan angle with manual zoom
- DMX, Master/Slave and IR control

Galactic 1K20 TXT

51344 1000 mW full Colour Laser

SHOWTEC

Specifications:

Laser Pwr.: 1000 mW
 Laser Src.: Diode
 Laser Mod.: TTL
 Laser Class: 4
 Laser Col.: Red / Green / Blue / White / Yellow / Purple / Cyan
 Ctrl. Mode: Auto / Built-in Program / DMX / ILDA / Master Slave / Sound
 DMX Ch.: 20
 Laser Scanner Speed: 20 K
 Pwr. Supp.: 100-240 VAC 50-60 Hz
 Pwr. Cons.: 25 W

Pwr. Conn. In.: IEC C13 female
 DMX Conn.: XLR 3P In/Out
 Data Conn.: ILDA DB25
 Height (mm): 215 mm
 Width (mm): 228 mm
 Depth (mm): 200 mm
 Weight: 11.5 kg
 IP Rate: IP20(indoor use only)
 Housing: Metal / Plastic
 Colour: Black
 Laser Scanner: 20 kpps
 Ref. Std.: CE
 Laser Safety: EN/IEC 60825-1 Ed 2:2007-03

FEATURES:

- 1000 mW full colour laser
- Both aerial effects and custom text
- 128 preset animations & symbols
- Clock, countdown and date function
- Zoom, movement, wave, drawing and colour effects
- Supports ILDA software for creating laser show
- Wide 60° scan angle with manual zoom

Remote Interlock SHOWTEC

51316 With 10 m Cable, small Connector



Remote interlock SHOWTEC

51319 With 10 m Cable, big Connector



Bounce Mirror for Laser SHOWTEC

32090 12 x 12 cm Mirror







City Flash

40203 Strobe

SHOWTEC

Specifications:

Light Src. Type: Discharge
 Socket: E27
 Light Src. Pwr.: 20 W
 Ctrl. Mode: Manual / Stand Alone
 Strobe: 1-11 Hz
 Pwr. Supp.: 100-240 VAC 50-60 Hz
 Pwr. Cons.: 20 W

Pwr. Conn. In.: Dedicated connector
 Height (mm): 113 mm
 Width (mm): 90 mm
 Depth (mm): 90 mm
 Weight: 0.184 kg
 IP Rate: IP40
 Housing: Plastic
 Colour: Black

FEATURES:

- Manual/Stand alone control
- E27 screw
- Up to 11 Hz
- IP40



Mini Strobe

40201 Strobe

SHOWTEC


Specifications:

Light Src. Type: Discharge
 Light Src. Pwr.: 14 W
 Ctrl. Mode: Manual
 Strobe: 1-10 Hz
 Pwr. Supp.: 240 VAC 50-60 Hz
 Pwr. Cons.: 15 W

Pwr. Conn. In.: Schuko Plug
 Height (mm): 52 mm
 Width (mm): 84 mm
 Depth (mm): 125 mm
 Weight: 0.225 kg
 IP Rate: IP20(indoor use only)
 Housing: Plastic
 Colour: Black

FEATURES:

- Up to 10 flashes per second
- Passive cooling/silent operation
- Compact



Titan Strobe

40222 1500W

SHOWTEC

Specifications:

Light Src. Type: Discharge
 Light Src. Quant. : 1
 Light Src. Pwr.: 1200 W
 Lumen Total: 120000 lm
 Ctrl. Mode: DMX / Manual
 DMX Ch.: 2
 Dimmer: 0-100 %
 Strobe: 1-15 Hz
 Pwr. Supp.: 240 VAC 50-60 Hz

Pwr. Cons.: 1800 W
 Pwr. Conn. In.: Schuko Plug
 Cable Length: <0.50 m
 Height (mm): 265 mm
 Width (mm): 495 mm
 Depth (mm): 160 mm
 Weight: 3.7 kg
 IP Rate: IP20(indoor use only)
 Housing: Aluminium
 Colour: Black / Blue

FEATURES:

- 1500 W
- Up to 15 Hz
- 2-Channel DMX
- Dimmable

Titan Strobe BLAZE

40297 1500 W + RGB

SHOWTEC

Specifications:

Light Src. Type: Discharge / LED
 Light Src. Quant.: 1
 Light Src. Pwr.: 1500 W
 LED Colour Type: RGB
 Lumen Total: 120000 lm
 Ctrl. Mode: Auto / DMX / Manual / Master Slave
 DMX Ch.: 3 / 5 / 9
 Protocols: DMX / RDM
 Dimmer: 0-100 %

Strobe: 1-15 Hz
 Pwr. Supp.: 240 VAC 50-60 Hz
 Pwr. Cons.: 1800 W
 Pwr. Conn. In.: Pro Power Blue
 Height (mm): 265 mm
 Width (mm): 440 mm
 Depth (mm): 160 mm
 Weight: 8 kg
 IP Rate: IP20(indoor use only)
 Housing: Metal / Plastic
 Colour: Black



FEATURES:

- Extreme high brightness
- Blaze background effect
- Lightning, Blinder and Single-mode

Data Flash

40296 LED Strobe

SHOWTEC

Specifications:


Light Src. Type: LED
 Light Src. Pwr.: 25 W
 LED Colour Type: White
 Lumen Total: 3530 lm
 Ctrl. Mode: Auto / Built-in Program / DMX / Master Slave / Sound
 DMX Ch.: 2 / 3 / 12
 Protocols: DMX
 Dimmer: 0-100 %

Strobe: 0-20 Hz
 Pwr. Supp.: 100-240 VAC 50-60 Hz
 Pwr. Cons.: 138 W
 Pwr. Conn. In.: Pro Power Blue
 Pwr. Conn. Out.: ProPower Grey
 Height (mm): 293 mm
 Width (mm): 263 mm
 Depth (mm): 83 mm
 Weight: 2.6 kg
 IP Rate: IP20(indoor use only)
 Housing: Aluminium
 Colour: Black



FEATURES:

- 8 sections
- Power Pro Connections
- SMD LEDs
- Built-in Programs



Professional Blacklight

80309 60 cm Arm

SHOWTEC

Specifications:

Light Src. Type: Discharge
 Light Src. Pwr.: 18 W
 Pwr. Supp.: 220V-240 VAC 50 Hz
 Pwr. Cons.: 36 W
 Pwr. Conn. In.: Schuko Plug

Height (mm): 125 mm
 Width (mm): 660 mm
 Depth (mm): 110 mm
 Weight: 3.38 kg
 IP Rate: IP20(indoor use only)
 Housing: Metal
 Colour: Black

FEATURES:

- Easy operating
- Including 60 cm blacklight tube
- Including 2 brackets



Professional Blacklight

80310 120 cm Arm

SHOWTEC

Specifications:

Light Src. Type: Discharge
 Light Src. Pwr.: 36 W
 Pwr. Supp.: 240 VAC 50-60 Hz
 Pwr. Cons.: 36 W
 Pwr. Conn. In.: Schuko Plug

Height (mm): 130 mm
 Width (mm): 1310 mm
 Depth (mm): 100 mm
 Weight: 5.4 kg
 IP Rate: IP20(indoor use only)
 Housing: Metal
 Colour: Black

FEATURES:

- Easy operating
- Including 120 cm blacklight tube
- Including 2 brackets



LED Blacklight

80323 60 cm incl TL unit

SHOWTEC

Specifications:

Light Src. Type: LED
 Light Src. Pwr.: 25 W
 Pwr. Supp.: 100-240 VAC 50-60 Hz
 Pwr. Cons.: 7 W
 Pwr. Conn. In.: Schuko Plug

Height (mm): 99 mm
 Width (mm): 612 mm
 Depth (mm): 45 mm
 Weight: 0.555 kg
 IP Rate: IP20 (indoor use only)
 Housing: Plastic
 Colour: Black

FEATURES:

- Complete 7 W LED blacklight
- Suitable for venues and home applications
- 60 cm
- UV tube and fixed cable included
- On-off switch

LED Blacklight

80322 120 cm incl TL Unit

SHOWTEC

Specifications:		Height (mm):	99 mm
Light Src. Type:	LED	Width (mm):	1222 mm
Light Src. Pwr.:	25 W	Depth (mm):	45 mm
Pwr. Supp.:	100-240 VAC 50-60 Hz	Weight:	1.005 kg
Pwr. Cons.:	14 W	IP Rate:	IP20 (indoor use only)
Pwr. Conn. In.:	Schuko Plug	Housing:	Plastic
		Colour:	Black

FEATURES:

- Complete 14 W LED blacklight
- Suitable for venues and home applications
- 120 cm
- UV tube and fixed cable included
- On-off switch





Blacklight spot 400 W

80318 Blacklight

SHOWTEC

Specifications:

Light Src. Type: Discharge
 Light Src. Pwr.: 400 W
 Pwr. Supp.: 220V-240 VAC 50 Hz
 Pwr. Cons.: 400 W
 Height (mm): 383 mm

Width (mm): 370 mm
 Depth (mm): 335 mm
 Weight: 10 kg
 IP Rate: IP20 (indoor use only)
 Housing: Metal
 Colour: Black

FEATURES:

- E40 socket for 400 W discharge blacklight bulb
- 120 ° Circular Beam Angle
- Including bracket and fixed cable
- Blacklight E40 optional



Par 64 COB UV

80332 100 W UV COB LED Par

SHOWTEC

Specifications:

Light Src. Type: LED
 Light Src. Quant. : 1
 Light Src. Pwr.: 100 W
 Par Model: 64
 Pwr. Supp.: 100-240 VAC 50-60 Hz
 Pwr. Cons.: 110 W
 Pwr. Conn. In.: Schuko Plug

Cable Length: <0.50 m
 Height (mm): 330 mm
 Width (mm): 175 mm
 Depth (mm): 280 mm
 Weight: 3.3 kg
 IP Rate: IP20 (indoor use only)
 Housing: Aluminum die-cast
 Colour: Black

FEATURES:

- 100 W UV COB LED Parcan
- Wide fixed beam angle
- Light output reaches up to 15 m
- Compact, short design
- Double bracket for easy floor positioning



UV LED Bar 50 cm MKII

80327 LED Blacklight

SHOWTEC

Specifications:

Light Src. Type: LED
 Light Src. Quant. : 9
 Light Src. Pwr.: 3 W
 Pwr. Supp.: 100-240 VAC 50-60 Hz
 Pwr. Cons.: 27 W
 Pwr. Conn. In.: Schuko Plug

Height (mm): 60 mm
 Width (mm): 500 mm
 Depth (mm): 116 mm
 Weight: 1.5 kg
 IP Rate: IP20 (indoor use only)
 Housing: Metal / Plastic
 Colour: Black

FEATURES:

- Plug & Play
- 9x 3 W UV LEDs
- Retro Blacklight effect

UV LED Bar 100 cm MKII

80328 LED Blacklight

SHOWTEC

Specifications:


Light Src. Type: LED
Light Src. Quant. : 18
Light Src. Pwr.: 3 W
Pwr. Supp.: 100-240 VAC 50-60 Hz
Pwr. Cons.: 53 W
Pwr. Conn. In.: Schuko Plug

Height (mm): 60 mm
Width (mm): 1000 mm
Depth (mm): 116 mm
Weight: 2.3 kg
IP Rate: IP20 (indoor use only)
Housing: Metal / Plastic
Colour: Black



FEATURES:

- Plug & Play
- 18x 3 W UV LEDs
- Retro Blacklight effect



LED Shapes
Deco Lights



Festoonlight Q4 String

41751 20 Pixels, 15 m

SHOWTEC

Specifications:

Light Src. Type: LED
 Light Src. Quant. : 20
 Light Src. Pwr.: 25 W
 LED Colour Type: RGBW
 Pwr. Cons.: 35 W

Height (mm): 160 mm
 Width (mm): 1500 mm
 Depth (mm): 80 mm
 Weight: 0.39 kg
 IP Rate: IP54
 Housing: Plastic / Rubber
 Colour: Black / White

FEATURES:

- Full pixel control
- Easy to install
- Extend up to 6 strings per controller (including booster)
- Art-Net and DMX control
- Road proof

Festoonlight Q4 Controller

41750 Including 10 m Connection Cable



SHOWTEC

Festoonlight Q4 Booster

41752 For 4 to 6 Festoon Strings



SHOWTEC

Extension Cable for Festoonlight Q4

SHOWTEC

- 41753** 1 m
- 41754** 2.5 m
- 41755** 5 m
- 41756** 10 m



LED Octostrip Set MKII

42232 100 cm Section Control



42235 50 cm Section Control

SHOWTEC

Specifications:

Light Src. Type: LED
 Light Src. Pwr.: 25 W
 LED Colour Type: RGB
 Pwr. Supp.: 100-240 VAC 50-60 Hz
 Pwr. Cons.: 90 W
 DMX Conn.: XLR 3P In/Out
 Data Conn.: etherCON In/Out
 Height (mm): 500 / 1025 mm

Width (mm): 30 mm
 Depth (mm): 50 mm
 Weight: 1.4 kg
 IP Rate: IP20(indoor use only)
 Housing: Aluminum die-cast
 Colour: Black
 DMX Ch.: 6 / 8 / 14 / 24 / 26 / 50 / 192 / 208
 Protocols: Art-Net / DMX



FEATURES:

- 8 100 cm strips with 8 RGB Sections
- 5 m extension cables included
- DMX & Art-Net control

Controller for Octostrip MKII

42233 LED Shape Accessory



SHOWTEC

Octostrip Bracket

42234 Dedicated M10 Mounting Bracket



SHOWTEC

Case for 8 x Octostrip

D7486B for Octostrips set, controller + cables





Pixel Dot

44530 50 mm (2") RGB LED Dot for fixed ceiling installations

SHOWTEC

Specifications:

Light Src. Type: LED
Light Src. Quant. : 6
Light Src. Pwr.: 3 W
Pwr. Supp.: 24 VDC
Height (mm): 54 mm

Width (mm): 120.5 mm
Weight: 0.1 kg
IP Rate: IP20(indoor use only)
Housing: Aluminium
Colour: Black / White
DMX Ch.: 3
Protocols: Art-Net / DMX / Kling-Net


FEATURES:

- 50 mm (2") RGB LED Pixel Dot
- Suitable for a fixed ceiling installation
- Daisy-chainable to up to 40 units per Pixelcontroller output
- Controllable by the Pixelcontroller through DMX / Art-Net / Kling-Net
- Black housing and white frosted cover
- Spring clip mount

Pixel Controller

SHOWTEC

44510 For Pixelstrip 20/40, Pixeltube 16/32 and Pixel Dot 1



Pixeltube 16


44521 16 individually controllable RGB pixels - 50 cm tube

SHOWTEC

Specifications:

Light Src. Type: LED
Light Src. Quant.: 16
Light Src. Pwr.: 1 W
Pwr. Supp.: 24 VDC
Height (mm): 29 mm
Width (mm): 32 mm

Length (mm): 504 mm
Weight: 0.13 kg
IP Rate: IP20(indoor use only)
Housing: Plastic
Colour: Black / Frost
DMX Ch.: 48
Protocols: Art-Net / DMX / Kling-Net



FEATURES:

- Pixel tube with 16 RGB pixels
- Daisy-chainable
- 50 cm (1.65 ft)
- Controllable by the Pixelcontroller through DMX / Art-Net / Kling-Net
- Black frosted cover
- Flexible rigging system



Pixeltube 32


44520 32 individually controllable RGB pixels - 100 cm tube

SHOWTEC

Specifications:

Light Src. Type: LED
Light Src. Quant.: 32
Light Src. Pwr.: 1 W
Pwr. Supp.: 24 VDC
Height (mm): 29 mm
Width (mm): 32 mm


Length (mm): 1004 mm
Weight: 0.22 kg
IP Rate: IP20(indoor use only)
Housing: Plastic
Colour: Black / Frost
DMX Ch.: 96
Protocols: Art-Net / DMX / Kling-Net



FEATURES:

- Pixel tube with 32 RGB pixels
- Daisy-chainable
- 100 cm (3.3 ft)
- Controllable by the Pixelcontroller through DMX / Art-Net / Kling-Net
- Black frosted cover
- Flexible rigging system





Pixelstrip 20

44501 50 cm

SHOWTEC

Specifications:

Light Src. Type: LED
 Light Src. Quant.: 20
 Light Src. Pwr.: 3 W
 LED Colour Type: RGB
 Pwr. Cons.: 6 W
 Data Conn.: RJ45 In/Out

Height (mm): 500 mm
 Width (mm): 37 mm
 Depth (mm): 100 mm
 Weight: 0.88 kg
 IP Rate: IP20(indoor use only)
 Housing: Metal
 Colour: Black
 Protocols: Art-Net / DMX / Kling-Net

FEATURES:

- 50 cm / 20 RGB pixels
- Flexible rigging system
- Various front covers available

Pixelstrip 40


44502 100 cm

SHOWTEC

Specifications:

Light Src. Type: LED
 Light Src. Quant.: 40
 Light Src. Pwr.: 3 W
 LED Colour Type: RGB
 Pwr. Cons.: 12 W
 Data Conn.: RJ45 In/Out

Height (mm): 1000 mm
 Width (mm): 37 mm
 Depth (mm): 100 mm
 Weight: 1.3 kg
 IP Rate: IP20(indoor use only)
 Housing: Metal
 Colour: Black
 Protocols: Art-Net / DMX / Kling-Net



FEATURES:

- 100 cm / 40 RGB pixels
- Flexible rigging system
- Various front covers available

Acrylic Flat Cover Milky

44503 for Pixelstrip 40



SHOWTEC

Acrylic Flat Cover Milky

44504 for Pixelstrip 20



SHOWTEC

Acrylic Dome Cover White

44505 for Pixelstrip 40



SHOWTEC

Acrylic Dome Cover White

44506 for Pixelstrip 20




SHOWTEC

Pixel Panel 1024

44560 64x16 individually controllable RGB pixel matrix

SHOWTEC

Specifications:		Width (mm):	136 mm
		Length (mm):	516 mm
		Weight:	2.82 kg
Light Src. Type:	LED	IP Rate:	IP20(indoor use only)
Light Src. Quant. :	1024	Housing:	Aluminium
Light Src. Pwr.:	1 W	Colour:	Black
Pwr. Supp.:	100-240 VAC 50-60 Hz	DMX Ch.:	8 / 3072
Pwr. Cons.:	45 W	Protocols:	Art-Net / DMX / Kling-Net
Height (mm):	85 mm		



FEATURES:

- Pixel panel with 1024 RGB Pixels
- Full Pixel Control (Art-Net)
- DMX, Master/Slave, Art-Net & Kling-Net controllable
- Flexible rigging system
- Alignment plate & black frosted cover included



Pixel Bubble 75 set

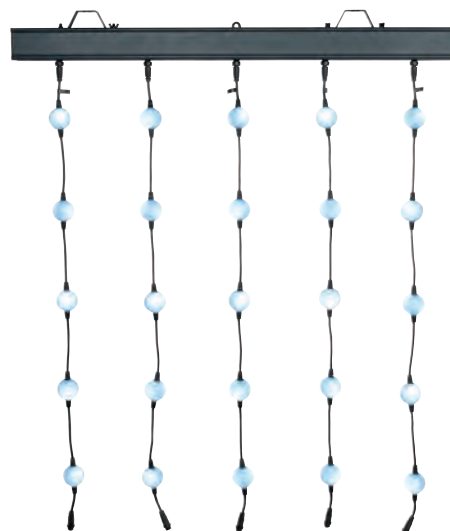
44570 Multi-colour LED Ball Matrix

SHOWTEC

Specifications:		Length (mm):	1003 mm
		Weight:	6.3 kg
		IP Rate:	IP20(indoor use only)
Light Src. Type:	LED	Housing:	Aluminium
Light Src. Quant. :	150	Colour:	Black
Pwr. Supp.:	100-240 VAC 50-60 Hz	DMX Ch.:	7 / 75 / 150 / 225 / 300 / 375 / 450
Pwr. Cons.:	121 W	Protocols:	Art-Net / DMX / Kling-Net
Height (mm):	6072 mm		
Width (mm):	71 mm		

FEATURES:

- Multi-colour LED matrix set
- Individual Pixel Control
- 15x 1 m (3.28 ft) daisy chainable strings
- PSU with 5 string outputs to up to 6 m (19.7 ft)
- 5x 50 mm (2") RGB balls per string
- Up to 15 additional strings suitable per set
- Stand-alone, DMX, Art-Net and Kling-Net controllable



Pixel Bubble Extension String

44571 1 m (39") String with 5x 50 mm (2") white frosted LED Balls

SHOWTEC

Specifications:		Depth (mm):	50 mm
		Weight:	0.021 kg
		IP Rate:	IP20(indoor use only)
Light Src. Type:	LED	Housing:	Plastic
Light Src. Quant. :	10	Colour:	Black / White
Height (mm):	50 mm	DMX Ch.:	15
Width (mm):	1000 mm		

FEATURES:

- 1 m (3.28 ft) string with 5x 50 mm (2") white frosted RGB balls
- Extension / replacement string for Pixel Bubble 75 set
- Up to 15 additional strings possible per set





Illumilift RGBW

41165 4 m Hoist / 25 cm LED sphere

SHOWTEC

Specifications:

Light Src. Type:	LED
Light Src. Pwr.:	18 W
LED Colour Type:	RGBW
Lift Height:	4 m
Lift Speed:	0.25 m/s
Pwr. Supp.:	100-240 VAC 50-60 Hz
Pwr. Cons.:	60 W
DMX Conn.:	XLR 3P In/Out

Cable Length:	1.5 m
Height (mm):	396 mm
Width (mm):	330 mm
Depth (mm):	135 mm
Weight:	9 kg
IP Rate:	IP20(indoor use only)
Housing:	Metal / Plastic
Colour:	Black / White
DMX Ch.:	6 / 10
Protocols:	DMX

FEATURES:

- 16-bit position control
- Interchangeable LED spheres
- Lifting speed control
- Operation safety channel



Illumilift RGBW Turbo

41166 6 m High Speed Hoist / 35 cm LED sphere

SHOWTEC


Specifications:

Light Src. Type:	LED
Light Src. Pwr.:	18 W
LED Colour Type:	RGBW
Lift Height:	6 m
Lift Speed:	2.5 m/s
Pwr. Supp.:	100-240 VAC 50-60 Hz
Pwr. Cons.:	80 W
DMX Conn.:	XLR 3P In/Out

Height (mm):	498 mm
Width (mm):	370 mm
Depth (mm):	190 mm
Weight:	14 kg
IP Rate:	IP20(indoor use only)
Housing:	Metal / Plastic
Colour:	Black / White
DMX Ch.:	6 / 10
Protocols:	DMX

FEATURES:

- 16-bit position control
- Interchangeable LED spheres
- Lifting speed control
- Operation safety channel



Illumisphere 30

41122 30 cm
41123 50 cm

SHOWTEC

Specifications:


Light Src. Type: LED
Light Src. Quant.: 192
Light Src. Pwr.: 25 W
LED Colour Type: RGBW
Pwr. Supp.: 100-240 VAC 50-60 Hz
Pwr. Cons.: 40 W
Cable Length: 0.80 m

Height (mm): 300 mm
Width (mm): 300 mm
Depth (mm): 300 mm
Weight: 2.5 kg
IP Rate: IP20(indoor use only)
Housing: Metal / Plastic
Colour: Black / White
DMX Ch.: 1 / 4 / 6 / 8
Protocols: DMX



FEATURES:

- High Output LED Sphere
- RGBW LED Source
- DMX Control
- OLED Display



Illumilift RGBW LED Sphere


41167 25 cm
41168 35 cm

SHOWTEC

Specifications:


Pwr. Cons.: 18 W
Pwr. Conn. In.: Dedicated connector
Height (mm): 250 mm
Width (mm): 250 mm

Depth (mm): 250 mm
Weight: 0.85 kg
IP Rate: IP20 (indoor use only)
Material: Metal / Plastic
Colour: Black / White



FEATURES:

- 18 W RGBW lifting LED Sphere
- Suitable for the Showtec Illumilift and Showtec Illumilift Turbo
- Dimmer & strobe function
- Ø 25 cm



LED Shapes
Deco Lights



Aircone Q6 WDMX

40314 LED Shape

SHOWTEC

Specifications:

Light Src. Type: LED
 Light Src. Quant. : 6
 Light Src. Pwr.: 8 W
 LED Colour Type: RGBWAUV
 Lift Height: 0 m
 Pwr. Supp.: 100-240 VAC 50-60 Hz
 Pwr. Cons.: 150 W
 DMX Conn.: XLR 3P In/Out

Height (mm): 2700 mm
 Width (mm): 470 mm
 Depth (mm): 470 mm
 Weight: 11 kg
 IP Rate: IP20(indoor use only)
 Housing: Aluminium
 Colour: Black
 DMX Ch.: 3 / 6 / 12
 Protocols: DMX

FEATURES:

- RGBWA-UV Q6 LEDs
- W-DMX by W-DMX Sweden
- Adjustable Fan speed
- Cylinder shape included



Separate Cone for Aircone Q6 WDMX

40315 LED Shape



SHOWTEC

Separate Pyramid for Aircone Q6 WDMX

40316 LED Shape



SHOWTEC

Dance Floor Sparkle RGB

42330 LED Shape

SHOWTEC

Specifications:





Light Src. Type: LED
LED Colour Type: RGB
Pwr. Supp.: 28 VDC
Pwr. Cons.: 8 W
Height (mm): 607 mm

Width (mm): 607 mm
Depth (mm): 30 mm
Weight: 8.5 kg
IP Rate: IP20 Rear / IP44 Top
Housing: Metal
Colour: White
DMX Ch.: 5



FEATURES:

- Slim Design
- Wireless Data Transmission



Dance Floor Sparkle PSU

42331 LED Shape Accessory



SHOWTEC

Dance Floor Sparkle DMX Box

42332 LED Shape Accessory



SHOWTEC

RF Remote Control for Dance Floor Sparkle

42333 LED Shape Accessory



SHOWTEC

Ramp for Dance Floor Sparkle


42335 61 cm



SHOWTEC

Ramp + Corner for Dance Floor Sparkle

42336 61 cm with Corner



SHOWTEC

Ramp for Dance Floor Sparkle

42337 122 cm



SHOWTEC

Ramp + Corner for Dance Floor Sparkle

42339 61 cm with Corner and Feed-in Hole for Power Cable



SHOWTEC

Connection Plate for Dance Floor Sparkle

42338 LED Shape Accessory



SHOWTEC



Edison Dot E1

30747 DMX LED dimmer with E27 Socket

SHOWTEC

Specifications:

Light Src. Quant. : 1
 Socket: E27
 Socket Quant.: 1
 Ctrl. Mode: Built-in Program / DMX / Manual / Sound
 DMX Ch.: 1
 Protocols: DMX
 Pwr. Supp.: 220V-240 VAC 50 Hz
 Pwr. Cons.: 30 W

Pwr. Conn. In.: Pro Power Blue
 Pwr. Conn. Out.: ProPower Grey
 DMX Conn.: XLR 3P In/Out
 Length (mm): 185 mm
 Height (mm): 168 mm
 Width (mm): 160 mm
 Weight: 1.4 kg
 IP Rate: IP20(indoor use only)
 Material: Metal / Plastic
 Housing: Metal
 Colour: Black

FEATURES:

- DMX LED dimmer with E27 socket
- Suitable for a LED light source up to 30 W
- Manual and DMX control
- Manual, Auto run and Sound-controlled mode
- Lockable menu
- Mounting bracket included
- Optional extension cable and design light bulbs



Edison Star E6

30748 DMX LED dimmer with 6 x E27 Socket

SHOWTEC

Specifications:

Light Src. Quant. : 6
 Socket: E27
 Ctrl. Mode: Built-in Program / DMX / Manual / Sound
 DMX Ch.: 1 / 6
 Protocols: DMX
 Pwr. Supp.: 220V-240 VAC 50 Hz
 Pwr. Cons.: 130 W
 Pwr. Conn. In.: Pro Power Blue

Pwr. Conn. Out.: ProPower Grey
 DMX Conn.: XLR 3P In/Out
 Length (mm): 276 mm
 Height (mm): 141 mm
 Width (mm): 270 mm
 Weight: 2.3 kg
 IP Rate: IP20(indoor use only)
 Material: Metal / Plastic
 Housing: Metal
 Colour: Black

FEATURES:

- DMX LED dimmer with 6 x E27 socket
- Suitable for six LED light sources up to 8 W
- Manual and DMX control
- Manual, Auto run and Sound-controlled mode
- Lockable menu
- Mounting bracket included
- Optional extension cable and design light bulbs



Edison Bar E6

30749 DMX LED dimmer with 6 x E27 Socket

SHOWTEC


Specifications:

Light Src. Quant. : 6
 Socket: E27
 Socket Quant.: 6
 Ctrl. Mode: Built-in Program / DMX / Manual / Sound
 DMX Ch.: 1 / 6
 Protocols: DMX
 Pwr. Supp.: 220V-240 VAC 50 Hz
 Pwr. Cons.: 130 W

Pwr. Conn. In.: Pro Power Blue
 Pwr. Conn. Out.: ProPower Grey
 DMX Conn.: XLR 3P In/Out
 Length (mm): 1041 mm
 Height (mm): 170 mm
 Width (mm): 135 mm
 Weight: 4.5 kg
 IP Rate: IP20(indoor use only)
 Material: Metal / Plastic
 Housing: Metal
 Colour: Black

FEATURES:

- DMX LED dimmer with 6 x E27 socket
- Suitable for six LED light sources up to 8 W
- Manual and DMX control
- Manual, Auto run and Sound-controlled mode
- Lockable menu
- Mounting bracket included
- Optional extension cable and design light bulbs



E27 Dropper

SHOWTEC

- 30790** 0.5 m
- 30791** 1 m
- 30792** 2 m
- 30793** 3 m





LED Rubber String Light WW

41700 100 LEDs - 10 m - LED Space - 10 cm

41701 200 LEDs - 20 m - LED Space - 10 cm

SHOWTEC

Specifications:

Light Src. Type: LED
 Light Src. Quant. /m: 10
 LED Colour Type: WW
 Pwr. Supp.: 240 VAC 50-60 Hz
 Pwr. Cons.: 7.2 W
 Pwr. Conn. In.: Dedicated connector
 Pwr. Conn. Out.: Dedicated connector

Cable Length: 1.5 m
 Length String: 10000 mm
 String Spacing: 100 mm
 Weight: 1.045 kg
 IP Rate: IP66
 Material: Rubber
 Colour: Black
 Lamp Spacing: 100 mm

FEATURES:

- 10/20 m long Warm White LED String
- Daisy chainable up to 16/8 strings
- IP66
- End cap included



LED Rubber Twinkle Light WW

41710 100 LEDs - 10 m - LED Space - 10 cm

41711 200 LEDs - 20 m - LED Space - 10 cm

SHOWTEC

Specifications:

Light Src. Type: LED
 Light Src. Quant. /m: 10
 LED Colour Type: WW
 Pwr. Supp.: 240 VAC 50-60 Hz
 Pwr. Cons.: 9.2 W
 Pwr. Conn. In.: Dedicated connector
 Pwr. Conn. Out.: Dedicated connector

Cable Length: 1.5 m
 Length String: 10000 mm
 String Spacing: 100 mm
 Weight: 1.25 kg
 IP Rate: IP44
 Material: Rubber
 Colour: Black
 Lamp Spacing: 100 mm

FEATURES:

- 10/20 m long Warm White LED String
- Daisy chainable up to 2 strings per controller
- IP44
- End cap included



LED Rubber Curtain Light WW

41721 900 LEDs - 36 LEDs - 3 m - String

41722 1200 LEDs - 60 LEDs - 6 m String

SHOWTEC

Specifications:

Light Src. Type: LED
 Light Src. Quant. : 900
 Light Src. Quant. /String:36
 LED Colour Type: WW
 Pwr. Supp.: 240 VAC 50-60 Hz
 Pwr. Cons.: 90 W
 Pwr. Conn. In.: Dedicated connector
 Pwr. Conn. Out.: Dedicated connector

Cable Length: 1.5 m
 Length String: 3000 mm
 String Spacing: 100 mm
 Weight: 6.24 kg
 IP Rate: IP44
 Material: Rubber
 Colour: Black
 Lamp Spacing: 100 mm
 String Quant.: 25

FEATURES:

- 3/6 m long Warm White LED Curtain
- 16/20 strings of 25/20 LEDs each
- Daisy chainable up to 3 sets
- Suitable for tree decoration (IP44)
- Available in different sizes
- Ready-to-use
- Including end cap and power cord

LED Rubber Net Light WW

41730 176 LEDs - 200 x 100 cm - Connectable

41731 288 LEDs - 300 x 200 cm - Connectable

41732 540 LEDs - 400 x 200 cm - Connectable

SHOWTEC


Specifications:

Light Src. Type: LED
Light Src. Quant. : 176
LED Colour Type: WW
Pwr. Supp.: 240 VAC 50-60 Hz
Pwr. Cons.: 11 W
Pwr. Conn. In.: Dedicated connector

Pwr. Conn. Out.: Dedicated connector
Cable Length: 1.5 m
Length String: 2000 mm
String Spacing: 200 mm
Weight: 1.217 kg
IP Rate: IP44
Material: Rubber
Colour: Black

FEATURES:

- 2x1, 3x2 or 4x2 m Warm White LED Net
- 176, 288 or 540 LEDs
- Daisy chainable up to 6 sets
- Suitable for bush decoration (IP44)
- Ready-to-use
- Including end cap and power cord



LED Rubber Icicle Light WW

41740 112 LEDs, Connectable

41741 144 LEDs, Connectable

SHOWTEC


Specifications:

Light Src. Type: LED
Light Src. Quant. : 112
LED Colour Type: WW
Pwr. Supp.: 240 VAC 50-60 Hz
Pwr. Cons.: 7.2 W
Pwr. Conn. In.: Dedicated connector
Pwr. Conn. Out.: Dedicated connector

Cable Length: 1.5 m
Length String: 3000 mm
String Spacing: 100 mm
Weight: 1.124 kg
IP Rate: IP44 / IP66
Material: Rubber
Colour: Black
Lamp Spacing: 100 mm
String Quant.: 32

FEATURES:

- Warm White LED Icicle
- Available in 5 & 9 metre
- 112 LEDs
- Daisy chainable up to 6 sets
- Suitable for roof decoration (IP44)
- Ready-to-use
- Including end cap and power cord



Belt Light E27, Black cable

41760 IP44, 50 m, without Lamps

41761 IP44, 20 m, without Lamps

41762 IP44, 10 m, without Lamps

SHOWTEC

Specifications:

Pwr. Supp.: 240 VAC 50-60 Hz
Pwr. Conn. In.: Schuko Plug
Cable Length: 2.5 m
Length String: 50000 mm

String Spacing: 1000 mm
Weight: 9.58 kg
IP Rate: IP44
Material: Rubber
Colour: Black
Lamp Spacing: 1000 mm

FEATURES:

- Available in 10, 20 and 50 metre
- 100 cm spacing between sockets
- Length from plug to the first socket is 3 m
- LED bulbs not included



Mirror Balls

Mirror Balls

Professional Mirror Ball

SHOWGEAR

- 60430** 5 x 5 mm Mirror Ball without motor, 30 cm
- 60431** 5 x 5 mm Mirror Ball without motor, 40 cm
- 60432** 5 x 5 mm Mirror Ball without motor, 50 cm



Mirror Ball

SHOWGEAR


- 60409** 75 cm - without motor
- 60410** 100 cm - without motor
- 60420** 150 cm - without motor
- 60418** 200 cm - without motor



Mirror Ball Set

SHOWTEC

- 30235** 30 cm



Half Mirror Ball

SHOWGEAR


- 60401** 30 cm half Mirror Ball for wall and Ceiling Mounting with motor
- 60402** 40 cm half Mirror Ball for wall and Ceiling Mounting with motor
- 60403** 50 cm half Mirror Ball for wall and Ceiling Mounting with motor



Mirror Ball

SHOWGEAR

- 60412** 5 cm - without motor
- 60413** 10 cm - without motor
- 60414** 15 cm - without motor
- 60404** 20 cm - without motor
- 60406** 40 cm - without motor
- 60405** 30 cm - without motor
- 60407** 50 cm - without motor



Mirrorball Motor up to 40-50 cm

SHOWGEAR

60411 Up to 10 kg

Pwr. Supp.: 240 VAC 50-60 Hz
 Pwr. Cons.: 10 W
 Height (mm): 145 mm
 Width (mm): 190 mm
 Depth (mm): 190 mm
 Weight: 1.2 kg
 Max. Load: 10 kg
 Rot. Speed: 1 rpm



Mirrorball Motor up to 100 cm

SHOWGEAR

60416 Up to 40 kg

Pwr. Supp.: 240 VAC 50-60 Hz
 Pwr. Cons.: 18 W
 Pwr. Conn. In.: Schuko Plug
 Height (mm): 190 mm
 Width (mm): 287 mm
 Depth (mm): 238 mm
 Weight: 5.8 kg
 Max. Load: 40 kg
 Rot. Speed: 1 rpm



Mirror Ball Motor

ARNOLD LICHTTECHNIK

60450 Up to 500 kg DMX

Pwr. Supp.: 12 VDC
 Pwr. Cons.: 2 W
 Pwr. Conn. In.: XLR 4P Straight
 Height (mm): 410 mm
 Width (mm): 110 mm
 Depth (mm): 110 mm
 Weight: 4.1 kg
 Max. Load: 500 kg
 Rot. Speed: 0.5 rpm



Mirror Ball Motor DMX 2 Channel

SHOWGEAR

60449

Pwr. Supp.: 240 VAC 50-60 Hz
 Pwr. Cons.: 10 W
 DMX Conn.: XLR 3P In/Out
 Height (mm): 150 mm
 Width (mm): 140 mm
 Depth (mm): 230 mm
 Weight: 2.5 kg
 Max. Load: 10 kg
 Rot. Speed: 5 rpm
 DMX Ch.: 2



Mirror Ball Motor Controller

ARNOLD LICHTTECHNIK

60455

Pwr. Supp.: 240 VAC 50-60 Hz
 Pwr. Cons.: 10 W
 Pwr. Conn. In.: XLR 3P
 DMX Conn.: XLR 5P In/Out
 Height (mm): 105 mm
 Width (mm): 105 mm
 Depth (mm): 127 mm
 Weight: 1.3 kg
 Max. Load: 500 kg
 Rot. Speed: 0.5 rpm



Mirror Ball Motor until 30 cm

SHOWGEAR

60481 Up to 3 kg

Pwr. Supp.: 240 VAC 50-60 Hz
 Pwr. Cons.: 4 W
 Pwr. Conn. In.: Schuko Plug
 Height (mm): 80 mm
 Width (mm): 115 mm
 Depth (mm): 115 mm
 Weight: 3 kg
 Max. Load: 3 kg
 Rot. Speed: 1 rpm



Mirror Ball Motor until 30 cm

SHOWGEAR

60483 Up to 3 kg

Pwr. Supp.: 240 VAC 50-60 Hz
 Pwr. Cons.: 3.5 W
 Pwr. Conn. In.: Schuko Plug
 Height (mm): 60 mm
 Width (mm): 112 mm
 Depth (mm): 112 mm
 Weight: 0.4 kg
 Max. Load: 3 kg
 Rot. Speed: 3 rpm



Halogen Bulbs

Light Bulbs

Par 36 Bulb Osram, Screw

OSRAM

80100 6 V, 35 W

Light Src. Type: Halogen
 Light Src. Pwr.: 35 W
 Light Src. Brand: Osram
 Socket: G53
 Lumen Total: 320 lm
 CRI: 100
 CCT: 2900 K
 Dimmable: Yes
 Pwr. Supp.: 6 VDC
 Pwr. Cons.: 35 W
 Length (mm): 67 mm
 Ø: 111 mm



Par 36 12 V 30 W Tungram 4405

80128

Light Src. Type: Tungsten
 Light Src. Pwr.: 30 W
 Light Src. Brand: GE
 Lumen Total: 50000 lm
 Dimmable: Yes
 Pwr. Supp.: 12 VDC
 Pwr. Cons.: 30 W
 Length (mm): 41.27 mm
 Ø: 114 mm



Par 36 G53 Screw MFL Tungram

80117 120 V 650 W

Light Src. Type: Halogen
 Light Src. Pwr.: 650 W
 Light Src. Brand: GE
 Socket: Terminal
 Lumen Total: 7400 lm
 CCT: 3200 K
 Dimmable: Yes
 Pwr. Supp.: 120 VAC
 Pwr. Cons.: 650 W
 Length (mm): 70 mm
 Ø: 114.3 mm



Par 36 G53 Screw Aircraft Tungram

80112 28 V 250 W

Light Src. Type: Halogen
 Light Src. Pwr.: 250 W
 Light Src. Brand: GE
 Socket: Terminal
 Lumen Total: 150000 lm
 CCT: 3000 K
 Dimmable: Yes
 Pwr. Supp.: 28 VDC
 Pwr. Cons.: 250 W
 Length (mm): 70 mm
 Ø: 114.3 mm



Par 56 GX16d MFL Tungram

80103 240 V, 300 W

Light Src. Type: Halogen
 Light Src. Pwr.: 300 W
 Light Src. Brand: GE
 Socket: GX16D
 Lumen Total: 3450 lm
 CCT: 2750 K
 Dimmable: Yes
 Pwr. Supp.: 240 VAC 50-60 Hz
 Pwr. Cons.: 300 W
 Length (mm): 100 mm
 Ø: 178 mm



Par 56 GX16d NSP Tungram

80102 240 V, 300 W

Light Src. Type: Halogen
 Light Src. Pwr.: 300 W
 Light Src. Brand: GE
 Socket: GX16D
 Lumen Total: 1900 lm
 CCT: 2750 K
 Dimmable: Yes
 Pwr. Supp.: 240 VAC 50-60 Hz
 Pwr. Cons.: 300 W
 Length (mm): 127 mm
 Ø: 178 mm



Par 56 GX16d WFL Tungram

80104 240 V, 300 W

Light Src. Type: Halogen
 Light Src. Pwr.: 300 W
 Light Src. Brand: GE
 Socket: GX16D
 Lumen Total: 3450 lm
 CCT: 3200 K
 Dimmable: Yes
 Pwr. Supp.: 240 VAC 50-60 Hz
 Pwr. Cons.: 300 W
 Length (mm): 100 mm
 Ø: 178 mm



Par 56 GX16d Philips

PHILIPS

80103P 240 V, 300 W, 20°

Light Src. Type: Halogen
 Light Src. Pwr.: 300 W
 Light Src. Brand: Philips
 Socket: GX16D
 Lumen Total: 3450 lm
 CCT: 3000 K
 Dimmable: Yes
 Pwr. Supp.: 240 VAC 50-60 Hz
 Pwr. Cons.: 300 W
 Length (mm): 127 mm
 Ø: 178 mm



Par 64 GX16d VNSP Tungram

80111 Power Saver 28 V 250 W


Light Src. Type: Halogen
 Light Src. Pwr.: 250 W
 Light Src. Brand: GE
 Socket: GX16D
 Lumen Total: 26800 lm
 Dimmable: Yes
 Pwr. Supp.: 28 VDC
 Pwr. Cons.: 250 W
 Length (mm): 142 mm
 Ø: 203 mm



Par 64 240 V 500 W VNSP CP86 Tungfram

80127G SuperCP86 240 V 500 W

Light Src. Type: Halogen
Light Src. Pwr.: 500 W
Light Src. Brand: GE
Socket: GX16D
Lumen Total: 6500 lm
CRI: 100
CCT: 3200 K
Dimmable: Yes
Pwr. Supp.: 240 VAC 50-60 Hz
Pwr. Cons.: 500 W
Length (mm): 150 mm
Ø: 204 mm



Par 64 GX16d NSP Tungfram

80105 SuperCP87 240 V 500 W

Light Src. Type: Halogen
Light Src. Pwr.: 500 W
Light Src. Brand: GE
Socket: GX16D
Lumen Total: 7200 lm
CRI: 100
CCT: 3200 K
Dimmable: Yes
Pwr. Supp.: 240 VAC 50-60 Hz
Pwr. Cons.: 500 W
Length (mm): 142 mm
Ø: 203 mm



Par 64 GX16d MFL Tungfram

80106 SuperCP88 240 V 500 W

Light Src. Type: Halogen
Light Src. Pwr.: 500 W
Light Src. Brand: GE
Socket: GX16D
Lumen Total: 6500 lm
CRI: 100
CCT: 3200 K
Dimmable: Yes
Pwr. Supp.: 240 VAC 50-60 Hz
Pwr. Cons.: 500 W
Length (mm): 142 mm
Ø: 203 mm



Par 64 GX16d VNSP Tungfram

80107 SuperCP60 240 V 1000 W

Light Src. Type: Halogen
Light Src. Pwr.: 1000 W
Light Src. Brand: GE
Socket: GX16D
Lumen Total: 16500 lm
CRI: 100
CCT: 3200 K
Dimmable: Yes
Pwr. Supp.: 240 VAC 50-60 Hz
Pwr. Cons.: 1000 W
Length (mm): 142 mm
Ø: 203 mm



Par 64 GX16d XWFL Tungfram

80123G SuperCP95 240 V 1000 W

Light Src. Type: Halogen
Light Src. Pwr.: 1000 W
Light Src. Brand: GE
Socket: GX16D
Lumen Total: 15200 lm
CRI: 100
CCT: 3200 K
Dimmable: Yes
Pwr. Supp.: 240 VAC 50-60 Hz
Pwr. Cons.: 1000 W
Length (mm): 150 mm
Ø: 204 mm



Par 64 GX16d MFL Tungfram

80109 SuperCP62 240 V 1000 W

Light Src. Type: Halogen
Light Src. Pwr.: 1000 W
Light Src. Brand: GE
Socket: GX16D
Lumen Total: 17000 lm
CRI: 100
CCT: 3200 K
Dimmable: Yes
Pwr. Supp.: 240 VAC 50-60 Hz
Pwr. Cons.: 1000 W
Length (mm): 142 mm
Ø: 203 mm



Par 64 CP62 GX16d Philips

PHILIPS

80109P 240 V, 1000 W, 23°

Light Src. Type: Halogen
Light Src. Pwr.: 1000 W
Light Src. Brand: Philips
Socket: GX16D
Lumen Total: 17000 lm
CCT: 3200 K
Dimmable: Yes
Pwr. Supp.: 240 VAC 50-60 Hz
Pwr. Cons.: 1000 W
Length (mm): 150 mm
Ø: 204 mm



Par 64 GX16d NSP Tungfram

80108 SuperCP61 240 V 1000 W

Light Src. Type: Halogen
Light Src. Pwr.: 1000 W
Light Src. Brand: GE
Socket: GX16D
Lumen Total: 17000 lm
CRI: 100
CCT: 3200 K
Dimmable: Yes
Pwr. Supp.: 240 VAC 50-60 Hz
Pwr. Cons.: 1000 W
Length (mm): 142 mm
Ø: 203 mm



Halogen Bulbs

Light Bulbs

GY9.5 Tungram

80703G 240 V 300 W

Light Src. Type: Halogen
 Light Src. Pwr.: 300 W
 Light Src. Brand: GE
 Socket: GY9.5
 Lumen Total: 3900 lm
 CRI: 100
 CCT: 2900 K
 Dimmable: Yes
 Pwr. Supp.: 240 VAC 50-60 Hz
 Pwr. Cons.: 300 W
 Length (mm): 80 mm
 Ø: 15 mm



GY9.5 Osram

OSRAM

80703O 230 V 300 W

Light Src. Type: Halogen
 Light Src. Pwr.: 300 W
 Light Src. Brand: Osram
 Socket: GY9.5
 Lumen Total: 5000 lm
 CCT: 2900 K
 Dimmable: Yes
 Pwr. Supp.: 240 VAC 50-60 Hz
 Pwr. Cons.: 300 W
 Length (mm): 80 mm
 Ø: 15 mm



GY9.5 Tungram

80704G 240 V 500 W

Light Src. Type: Halogen
 Light Src. Pwr.: 500 W
 Light Src. Brand: GE
 Socket: GY9.5
 Lumen Total: 8500 lm
 CRI: 100
 CCT: 2900 K
 Dimmable: Yes
 Pwr. Supp.: 240 VAC 50-60 Hz
 Pwr. Cons.: 500 W
 Length (mm): 84 mm
 Ø: 30 mm



GY9.5 Osram

OSRAM

80704O 230 V 500 W

Light Src. Type: Halogen
 Light Src. Pwr.: 500 W
 Light Src. Brand: Osram
 Socket: GY9.5
 Lumen Total: 8500 lm
 CCT: 2900 K
 Dimmable: Yes
 Pwr. Supp.: 240 VAC 50-60 Hz
 Pwr. Cons.: 500 W
 Length (mm): 89.9 mm
 Ø: 22 mm



GY9.5 Tungram

80706G 230 V 500 W

Light Src. Type: Halogen
 Light Src. Pwr.: 500 W
 Light Src. Brand: GE
 Socket: GY9.5
 Lumen Total: 11000 lm
 CRI: 100
 CCT: 3050 K
 Dimmable: Yes
 Pwr. Supp.: 240 VAC 50-60 Hz
 Pwr. Cons.: 500 W
 Length (mm): 85 mm
 Ø: 25 mm



GY9.5 Tungram

80701G 240 V 500 W

Light Src. Type: Halogen
 Light Src. Pwr.: 500 W
 Light Src. Brand: GE
 Socket: GY9.5
 Lumen Total: 13000 lm
 CRI: 100
 CCT: 3200 K
 Dimmable: Yes
 Pwr. Supp.: 240 VAC 50-60 Hz
 Pwr. Cons.: 500 W
 Length (mm): 75 mm
 Ø: 28.5 mm



GY9.5 Tungram

80705G 230 V 650 W

Light Src. Type: Halogen
 Light Src. Pwr.: 650 W
 Light Src. Brand: GE
 Socket: GY9.5
 Lumen Total: 15000 lm
 CRI: 100
 CCT: 3100 K
 Dimmable: Yes
 Pwr. Supp.: 240 VAC 50-60 Hz
 Pwr. Cons.: 650 W
 Length (mm): 46 mm
 Ø: 25 mm



GY9.5 Osram

OSRAM

80702O 240 V 650 W

Light Src. Type: Halogen
 Light Src. Pwr.: 650 W
 Light Src. Brand: Osram
 Socket: GY9.5
 Lumen Total: 16500 lm
 CCT: 3200 K
 Dimmable: Yes
 Pwr. Supp.: 240 VAC 50-60 Hz
 Pwr. Cons.: 650 W
 Length (mm): 64 mm
 Ø: 21 mm



GX9.5 Tungram

80751G 240 V 650 W

Light Src. Type: Halogen
 Light Src. Pwr.: 650 W
 Light Src. Brand: GE
 Socket: GX9.5
 Lumen Total: 13500 lm
 CRI: 100
 CCT: 3000 K
 Dimmable: Yes
 Pwr. Supp.: 240 VAC 50-60 Hz
 Pwr. Cons.: 650 W
 Length (mm): 105 mm
 Ø: 25 mm



GX9.5 Osram

OSRAM

80751O 230 V 650 W

Light Src. Type: Halogen
 Light Src. Pwr.: 650 W
 Light Src. Brand: Osram
 Socket: GX9.5
 Lumen Total: 12000 lm
 CCT: 3000 K
 Dimmable: Yes
 Pwr. Supp.: 240 VAC 50-60 Hz
 Pwr. Cons.: 650 W
 Length (mm): 110 mm
 Ø: 35 mm



GX9.5 Tungram

80752G 240 V 1000 W

Light Src. Type: Halogen
Light Src. Pwr.: 1000 W
Light Src. Brand: GE
Socket: GX9.5
Lumen Total: 25000 lm
CRI: 100
CCT: 3200 K
Dimmable: Yes
Pwr. Supp.: 240 VAC 50-60 Hz
Pwr. Cons.: 1000 W
Length (mm): 105 mm
Ø: 23 mm



GX9.5 Osram

OSRAM

807520 230 V 1000 W

Light Src. Type: Halogen
Light Src. Pwr.: 1000 W
Light Src. Brand: Osram
Socket: GX9.5
Lumen Total: 26000 lm
CCT: 3200 K
Dimmable: Yes
Pwr. Supp.: 240 VAC 50-60 Hz
Pwr. Cons.: 1000 W
Length (mm): 110 mm
Ø: 26 mm



GX9.5 Osram

OSRAM

80753 230 V 1000 W

Light Src. Type: Halogen
Light Src. Pwr.: 1000 W
Light Src. Brand: Osram
Socket: GX9.5
Lumen Total: 20500 lm
Dimmable: Yes
Pwr. Supp.: 240 VAC 50-60 Hz
Pwr. Cons.: 1000 W
Length (mm): 110 mm
Ø: 26 mm



GX9.5 Tungram

80755G 240 V 1000 W

Light Src. Type: Halogen
Light Src. Pwr.: 1000 W
Light Src. Brand: GE
Socket: GX9.5
Lumen Total: 21000 lm
CRI: 100
CCT: 3050 K
Dimmable: Yes
Pwr. Supp.: 240 VAC 50-60 Hz
Pwr. Cons.: 1000 W
Length (mm): 105 mm
Ø: 35 mm



G6.35 Osram

OSRAM

805120 12 V 50 W

Light Src. Type: Halogen
Light Src. Pwr.: 50 W
Light Src. Brand: Osram
Socket: G6.35
Lumen Total: 1600 lm
CCT: 3350 K
Dimmable: Yes
Pwr. Supp.: 12 VDC
Pwr. Cons.: 50 W
Length (mm): 44 mm
Ø: 11.5 mm



G6.35 Osram

OSRAM

80514 24 V 150 W

Light Src. Type: Halogen
Light Src. Pwr.: 150 W
Light Src. Brand: Osram
Socket: G6.35
Lumen Total: 5000 lm
CCT: 3450 K
Dimmable: Yes
Pwr. Supp.: 24 VDC
Pwr. Cons.: 150 W
Length (mm): 50 mm
Ø: 11.5 mm



GX6.35 Osram

OSRAM

80508 120 V 300 W

Light Src. Type: Halogen
Light Src. Pwr.: 300 W
Light Src. Brand: Osram
Socket: GX6.35
Lumen Total: 7700 lm
CCT: 3200 K
Dimmable: Yes
Pwr. Supp.: 120 VAC
Pwr. Cons.: 300 W
Length (mm): 53 mm
Ø: 12.5 mm



GX6.35 Osram

OSRAM

80507 230 V 300 W

Light Src. Type: Halogen
Light Src. Pwr.: 300 W
Light Src. Brand: Osram
Socket: GX6.35
Lumen Total: 7300 lm
CCT: 3150 K
Dimmable: Yes
Pwr. Supp.: 240 VAC 50-60 Hz
Pwr. Cons.: 300 W
Length (mm): 53 mm
Ø: 18.5 mm



GX6.35 Osram

OSRAM

80511 230 V 1000 W

Light Src. Type: Halogen
Light Src. Pwr.: 1000 W
Light Src. Brand: Osram
Socket: GX6.35
Lumen Total: 27500 lm
CCT: 3400 K
Dimmable: Yes
Pwr. Supp.: 240 VAC 50-60 Hz
Pwr. Cons.: 1000 W
Length (mm): 67.5 mm
Ø: 24 mm



G6.35 240 V 150 W A1/248 Tungram

80515G 240 V 150 W

Light Src. Type: Halogen
Light Src. Pwr.: 150 W
Light Src. Brand: GE
Socket: G6.35
Lumen Total: 3000 lm
CRI: 100
CCT: 3400 K
Dimmable: Yes
Pwr. Supp.: 240 VAC 50-60 Hz
Pwr. Cons.: 150 W
Length (mm): 62 mm
Ø: 16.3 mm



Halogen Bulbs

Light Bulbs

G22 Tungram

80802G 240 V 1000 W

Light Src. Type: Halogen
 Light Src. Pwr.: 1000 W
 Light Src. Brand: GE
 Socket: G22
 Lumen Total: 26000 lm
 CRI: 100
 CCT: 3200 K
 Dimmable: Yes
 Pwr. Supp.: 240 VAC 50-60 Hz
 Pwr. Cons.: 1000 W
 Length (mm): 140 mm
 Ø: 26 mm



GY16 Osram

OSRAM

808050 230 V 2000 W

Light Src. Type: Halogen
 Light Src. Pwr.: 2000 W
 Light Src. Brand: Osram
 Socket: GY16
 Lumen Total: 52000 lm
 CRI: 3200 K
 Dimmable: Yes
 Pwr. Supp.: 240 VAC 50-60 Hz
 Pwr. Cons.: 2000 W
 Length (mm): 145 mm
 Ø: 35 mm



GY16 Tungram

80805G 240 V 2000 W

Light Src. Type: Halogen
 Light Src. Pwr.: 2000 W
 Light Src. Brand: GE
 Socket: GY16
 Lumen Total: 54000 lm
 CRI: 100
 CCT: 3200 K
 Dimmable: Yes
 Pwr. Supp.: 240 VAC 50-60 Hz
 Pwr. Cons.: 2000 W
 Length (mm): 145 mm
 Ø: 26.5 mm



HPL-575 Tungram

80815G 240 V 575 W

Light Src. Type: Halogen
 Light Src. Pwr.: 575 W
 Light Src. Brand: GE
 Socket: G9.5HS
 Lumen Total: 11780 lm
 CRI: 100
 CCT: 3050 K
 Dimmable: Yes
 Pwr. Supp.: 240 VAC 50-60 Hz
 Pwr. Cons.: 575 W
 Length (mm): 106 mm
 Ø: 19 mm



HPL-575 Osram

OSRAM

808120 240 V 575 W

Light Src. Type: Halogen
 Light Src. Pwr.: 575 W
 Light Src. Brand: Osram
 Socket: G9.5
 Lumen Total: 14900 lm
 CCT: 3200 K
 Dimmable: Yes
 Pwr. Supp.: 240 VAC 50-60 Hz
 Pwr. Cons.: 575 W
 Length (mm): 104 mm
 Ø: 19 mm



HPL-575 300 hours/240 V/14900 Tungram

80812G 240 V 575 W

Light Src. Type: Halogen
 Light Src. Pwr.: 575 W
 Light Src. Brand: GE
 Socket: G9.5HS
 Lumen Total: 14900 lm
 CRI: 100
 CCT: 3200 K
 Dimmable: Yes
 Pwr. Supp.: 240 VAC 50-60 Hz
 Pwr. Cons.: 575 W
 Length (mm): 106 mm
 Ø: 19 mm



HPL-750 Tungram

80816G 240 V 750 W

Light Src. Type: Halogen
 Light Src. Pwr.: 750 W
 Light Src. Brand: GE
 Socket: G9.5
 Lumen Total: 18975 lm
 CRI: 100
 CCT: 3200 K
 Dimmable: Yes
 Pwr. Supp.: 240 VAC 50-60 Hz
 Pwr. Cons.: 750 W
 Length (mm): 106 mm
 Ø: 19 mm



R7S Bulb 189 mm Tungram

80204 230 V 1000 W

Light Src. Type: Halogen
 Light Src. Pwr.: 1000 W
 Light Src. Brand: GE
 Socket: R7S
 Lumen Total: 50000 lm
 CRI: 100
 CCT: 3200 K
 Dimmable: Yes
 Pwr. Supp.: 240 VAC 50-60 Hz
 Pwr. Cons.: 1000 W
 Length (mm): 190.5 mm
 Ø: 10 mm



R7S Bulb 142.9 mm Tungram

80759 230 V 2000 W

Light Src. Type: Halogen
 Light Src. Pwr.: 2000 W
 Light Src. Brand: GE
 Socket: R7S
 Lumen Total: 50000 lm
 CCT: 3200 K
 Dimmable: Yes
 Pwr. Supp.: 240 VAC 50-60 Hz
 Pwr. Cons.: 2000 W
 Length (mm): 143 mm
 Ø: 26.5 mm



R7S Bulb 78 mm Tungram

80811 240 V 800 W

Light Src. Type: Halogen
 Light Src. Pwr.: 800 W
 Light Src. Brand: GE
 Socket: R7S
 Lumen Total: 20000 lm
 CRI: 100
 CCT: 3200 K
 Dimmable: Yes
 Pwr. Supp.: 240 VAC 50-60 Hz
 Pwr. Cons.: 800 W
 Length (mm): 80 mm
 Ø: 15 mm



GKV-600 Osram

OSRAM

80824 230 V 600 W

Light Src. Type: Halogen
Light Src. Pwr.: 600 W
Light Src. Brand: Osram
Socket: G9.5
Lumen Total: 13500 lm
CCT: 3050 K
Dimmable: Yes
Pwr. Supp.: 240 VAC 50-60 Hz
Pwr. Cons.: 600 W
Length (mm): 101 mm
Ø: 19 mm



GKV-600 Tungsram

80825 230 V 600 W 250 h

Light Src. Type: Halogen
Light Src. Pwr.: 600 W
Light Src. Brand: GE
Socket: G9.5
Lumen Total: 14000 lm
CRI: 100
CCT: 3200 K
Dimmable: Yes
Pwr. Supp.: 240 VAC 50-60 Hz
Pwr. Cons.: 600 W
Length (mm): 105 mm
Ø: 18 mm



GKV 600 W 230 V G9,5 1500 h 3000 K 39751 Tungsram

80826 230 V 600 W 1500 h

Light Src. Type: Halogen
Light Src. Pwr.: 600 W
Light Src. Brand: GE
Socket: G9.5
Lumen Total: 11000 lm
CRI: 100
CCT: 3000 K
Dimmable: Yes
Pwr. Supp.: 240 VAC 50-60 Hz
Pwr. Cons.: 600 W
Length (mm): 105 mm
Ø: 18 mm



Projection Bulb Philips, GX5.3

PHILIPS

80823 ELC 24 V 250 W

Light Src. Type: Halogen
Light Src. Pwr.: 250 W
Light Src. Brand: Philips
Socket: GX5.3
Lumen Total: 750 lm
CRI: 100
CCT: 3100 K
Dimmable: Yes
Pwr. Supp.: 24 VDC
Pwr. Cons.: 250 W
Length (mm): 44.5 mm
Ø: 50 mm



Projection Bulb ELC GX5.3 Philips

PHILIPS

80814 24 V 250 W

Light Src. Type: Halogen
Light Src. Pwr.: 250 W
Light Src. Brand: Philips
Socket: GX5.3
Lumen Total: 750 lm
CRI: 100
CCT: 3400 K
Dimmable: Yes
Pwr. Supp.: 24 VDC
Pwr. Cons.: 250 W
Length (mm): 44.5 mm
Ø: 50 mm



Projection Bulb ELC GX5.3 Osram

OSRAM

808090 24 V 250 W

Light Src. Type: Halogen
Light Src. Pwr.: 250 W
Light Src. Brand: Osram
Socket: GX5.3
Lumen Total: 900 lm
CRI: 100
CCT: 3400 K
Dimmable: Yes
Pwr. Supp.: 24 VDC
Pwr. Cons.: 250 W
Length (mm): 44.5 mm
Ø: 51 mm



Projection Bulb ELC GX5.3 Philips

PHILIPS

80809P 24 V 250 W

Light Src. Type: Halogen
Light Src. Pwr.: 250 W
Light Src. Brand: Philips
Socket: GX5.3
Lumen Total: 840 lm
CCT: 3400 K
Dimmable: Yes
Pwr. Supp.: 24 VDC
Pwr. Cons.: 250 W
Length (mm): 44.5 mm
Ø: 50 mm



Halospot 111-IRC

OSRAM

80428 35 W G53 24°, 12 V

Light Src. Type: Halogen
Light Src. Pwr.: 35 W
Light Src. Brand: Osram
Socket: G53
Lumen Total: 440 lm
CRI: 100
CCT: 2900 K
Dimmable: Yes
Pwr. Supp.: 12 VDC
Pwr. Cons.: 35 W
Length (mm): 67 mm
Ø: 111 mm



Halospot 111

OSRAM

80127 12 V 50 W G53 45° 1400cd 3000 K

Light Src. Type: Halogen
Light Src. Pwr.: 50 W
Light Src. Brand: Osram
Socket: G53
Lumen Total: 510 lm
CRI: 100
CCT: 2950 K
Dimmable: Yes
Pwr. Supp.: 12 VDC
Pwr. Cons.: 50 W
Length (mm): 67 mm
Ø: 111 mm



MR11 Decostar 35 Titan GU4

OSRAM

80977 12 V 35 W GU4 10° 6200 cd 3000 K

Light Src. Type: Halogen
Light Src. Pwr.: 35 W
Light Src. Brand: Osram
Socket: GU4
Lumen Total: 480 lm
CRI: 100
CCT: 3000 K
Dimmable: Yes
Pwr. Supp.: 12 VDC
Pwr. Cons.: 35 W
Length (mm): 42 mm
Ø: 35 mm



Halogen Bulbs

Light Bulbs

MR11 Decostar 35 Titan GU4

OSRAM

80978 12 V 35 W GU4 36° 1350 cd 3000 K

Light Src. Type: Halogen
 Light Src. Pwr.: 35 W
 Light Src. Brand: Osram
 Socket: GU4
 Lumen Total: 480 lm
 CRI: 100
 CCT: 3000 K
 Dimmable: Yes
 Pwr. Supp.: 12 VDC
 Pwr. Cons.: 35 W
 Length (mm): 40 mm
 Ø: 35 mm



Decostar 51 Titan 10° GU 5.3

OSRAM

80451 Multi-Mirror 20 W

Light Src. Type: Halogen
 Light Src. Pwr.: 20 W
 Light Src. Brand: Osram
 Socket: GU5.3
 Lumen Total: 300 lm
 CRI: 100
 CCT: 3000 K
 Dimmable: Yes
 Pwr. Supp.: 12 VDC
 Pwr. Cons.: 20 W
 Length (mm): 45 mm
 Ø: 51 mm



Projection Bulb EFR GZ6.35 Philips

PHILIPS

80807 15 V 150 W

Light Src. Type: Halogen
 Light Src. Pwr.: 150 W
 Light Src. Brand: Philips
 Socket: GZ6.35
 Lumen Total: 840 lm
 CRI: 100
 CCT: 3380 K
 Dimmable: Yes
 Pwr. Supp.: 15 VDC
 Pwr. Cons.: 150 W
 Length (mm): 42 mm
 Ø: 50 mm



Projection Bulb ENH GY5.3 Osram

OSRAM

808080 120 V 250 W

Light Src. Type: Halogen
 Light Src. Pwr.: 250 W
 Light Src. Brand: Osram
 Socket: GY5.3
 Lumen Total: 340 lm
 CCT: 3150 K
 Dimmable: Yes
 Pwr. Supp.: 120 VAC
 Pwr. Cons.: 250 W
 Length (mm): 45 mm
 Ø: 51 mm



Projection Bulb EVC G6.35 Osram

OSRAM

80820 24 V 250 W

Light Src. Type: Halogen
 Light Src. Pwr.: 250 W
 Light Src. Brand: Osram
 Socket: G6.35
 Lumen Total: 9000 lm
 Dimmable: Yes
 Pwr. Supp.: 24 VDC
 Pwr. Cons.: 250 W
 Length (mm): 55 mm
 Ø: 13.5 mm



Projection Bulb EFP GZ6.35 Osram

OSRAM

808100 12 V 100 W

Light Src. Type: Halogen
 Light Src. Pwr.: 100 W
 Light Src. Brand: Osram
 Socket: GZ6.35
 Lumen Total: 750 lm
 CCT: 3400 K
 Dimmable: Yes
 Pwr. Supp.: 12 VDC
 Pwr. Cons.: 100 W
 Length (mm): 42 mm
 Ø: 51 mm



Projection Bulb EFP GZ6.35 Philips

PHILIPS

80810 12 V 100 W

Light Src. Type: Halogen
 Light Src. Pwr.: 100 W
 Light Src. Brand: Philips
 Socket: GZ6.35
 Lumen Total: 750 lm
 CCT: 3400 K
 Dimmable: Yes
 Pwr. Supp.: 12 VDC
 Pwr. Cons.: 100 W
 Length (mm): 42 mm
 Ø: 50 mm



Bulb for Minilight

OSRAM

80518 12 V 5 W

Light Src. Type: Tungsten
 Light Src. Pwr.: 5 W
 Light Src. Brand: Osram
 Socket: BA9S
 Lumen Total: 80 lm
 Dimmable: Yes
 Pwr. Supp.: 12 VDC
 Pwr. Cons.: 5 W
 Length (mm): 33 mm
 Ø: 9 mm



Sirius HRI 140 W

OSRAM

81011

Light Src. Type: Discharge
Light Src. Pwr.: 140 W
CRI: 60
CCT: 9200 K
Dimmable: No
Pwr. Supp.: 70 VDC
Pwr. Cons.: 140 W



Sirius HRI 330 W x 8

OSRAM

81017 7400 K

Light Src. Type: Discharge
Light Src. Pwr.: 330 W
CRI: 85
CCT: 8000 K
Dimmable: No
Pwr. Supp.: 70 VDC
Pwr. Cons.: 330 W



R3 Lamp 150 W

YODN

82623

Light Src. Type: Discharge
Light Src. Pwr.: 150 W
Socket: Terminal
CRI: 68
CCT: 8600 K
Dimmable: No
Pwr. Supp.: 70 VDC
Pwr. Cons.: 150 W



R5 Lamp 200 W

YODN

82621

Light Src. Type: Discharge
Light Src. Pwr.: 200 W
Socket: Terminal
CRI: 70
CCT: 8000 K
Dimmable: No
Pwr. Supp.: 70 VDC
Pwr. Cons.: 200 W



R16 C8 Lamp 330 W

YODN

82622

Light Src. Type: Discharge
Light Src. Pwr.: 330 W
Socket: Terminal
CRI: 85
CCT: 7600 K
Dimmable: No
Pwr. Cons.: 330 W



Sirius HRI 132 W (2R)

OSRAM

81012 9200 K

Light Src. Type: Discharge
Light Src. Pwr.: 132 W
CRI: 60
CCT: 9200 K
Pwr. Supp.: 70 VDC
Pwr. Cons.: 132 W



Sirius HRI 190 W (5R)

OSRAM

81013 8200 K

Light Src. Type: Discharge
Light Src. Pwr.: 190 W
CRI: 73
CCT: 8200 K
Dimmable: No
Pwr. Supp.: 70 VDC
Pwr. Cons.: 190 W



Sirius HRI 230 W

OSRAM

81014 8000 K

Light Src. Type: Discharge
Light Src. Pwr.: 230 W
CRI: 75
CCT: 8000 K
Dimmable: No
Pwr. Supp.: 70 VDC
Pwr. Cons.: 230 W



Sirius HRI 280 W

OSRAM

81015 7800 K

Light Src. Type: Discharge
Light Src. Pwr.: 280 W
CRI: 78
CCT: 7800 K
Dimmable: No
Pwr. Supp.: 70 VDC
Pwr. Cons.: 280 W



MSD Platinum 5R

PHILIPS

80988 8000 K

Light Src. Type: Discharge
Light Src. Pwr.: 189 W
Socket: E20.6
CRI: 75
CCT: 8000 K
Dimmable: Yes
Pwr. Cons.: 189 W



Discharge Bulbs

Light Bulbs

MSD Platinum 2R

PHILIPS

809881 8000 K

Light Src. Type: Discharge
 Light Src. Pwr.: 132 W
 Socket: E19
 CCT: 8000 K
 Dimmable: Yes
 Pwr. Cons.: 132 W



MSR Gold 300/2

PHILIPS

80851 Mini Fast Fit 8000 K 750 h

Light Src. Type: Discharge
 Light Src. Pwr.: 300 W
 Socket: PGJX28
 CCT: 8000 K
 Dimmable: No
 Pwr. Supp.: 198 VAC
 Pwr. Cons.: 300 W



EMH 250 W

OSRAM

81935

Light Src. Type: Discharge
 Light Src. Pwr.: 250 W
 Socket: GY9.5
 CRI: 60
 CCT: 8000 K
 Dimmable: No
 Pwr. Supp.: 95 VAC
 Pwr. Cons.: 250 W



HMI 575 Osram

OSRAM

809010 Discharge Lamp 575 W

Light Src. Type: Discharge
 Light Src. Pwr.: 575 W
 Socket: SFC10-4
 CCT: 6000 K
 Dimmable: No
 Pwr. Supp.: 95 VAC
 Pwr. Cons.: 575 W



Blacklight Slimline G13 Philips

PHILIPS

80301P 240 V 18 W

Light Src. Type: Discharge
 Light Src. Pwr.: 18 W
 Socket: G13
 Dimmable: No
 Pwr. Supp.: 240 VAC 50-60 Hz
 Pwr. Cons.: 18 W



Blacklight E40

SHOWGEAR

82485 240 V, 400 W

Light Src. Type: Discharge
 Light Src. Pwr.: 400 W
 Socket: E40
 Dimmable: No
 Pwr. Supp.: 240 VAC 50-60 Hz
 Pwr. Cons.: 400 W




Blacklight Slimline

PHILIPS

80302P 240 V 36 W

Light Src. Type: Discharge
 Light Src. Pwr.: 36 W
 Socket: G13
 Dimmable: No
 Pwr. Supp.: 240 VAC 50-60 Hz
 Pwr. Cons.: 36 W



HSD 250 GY9.5 Osram

OSRAM

809200 Discharge Lamp 90 V / 250 W

Light Src. Type: Discharge
 Light Src. Pwr.: 250 W
 Socket: GY9.5
 CCT: 6000 K
 Dimmable: No
 Pwr. Supp.: 90 VAC
 Pwr. Cons.: 250 W



HSD-250/80 GY9.5 Osram

OSRAM

80935 Discharge Lamp 250 W

Light Src. Type: Discharge
 Light Src. Pwr.: 250 W
 Socket: GY9.5
 CCT: 8000 K
 Dimmable: No
 Pwr. Supp.: 95 VAC
 Pwr. Cons.: 250 W



MSD 250/2 GY9.5 Philips

PHILIPS

80926P Discharge Lamp 250 W

Light Src. Type: Discharge
 Light Src. Pwr.: 250 W
 Socket: GY9.5
 CRI: 70
 CCT: 8100 K
 Dimmable: No
 Pwr. Supp.: 207 VAC
 Pwr. Cons.: 250 W



MSR-575/2 GX9.5 Philips

PHILIPS

80923 Discharge Lamp 575 W

Light Src. Type: Discharge
Light Src. Pwr.: 575 W
Socket: GX9.5
CRI: 70
CCT: 6990 K
Dimmable: No
Pwr. Supp.: 207 VAC
Pwr. Cons.: 575 W



CSR-575/2 Tungram

80923G Discharge Lamp 575 W

Light Src. Type: Discharge
Light Src. Pwr.: 575 W
Socket: GX9.5
CCT: 7200 K
Dimmable: No
Pwr. Supp.: 95 VAC
Pwr. Cons.: 575 W



HTI-300 SFC10-4 Osram

OSRAM

80917 Discharge Lamp 300 W

Light Src. Type: Discharge
Light Src. Pwr.: 300 W
Socket: SFC10-4
CRI: 85
CCT: 6500 K
Dimmable: No
Pwr. Supp.: 100 VAC
Pwr. Cons.: 300 W



HTI-150 GY9.5 Osram

OSRAM

80922 Discharge Lamp 150 W

Light Src. Type: Discharge
Light Src. Pwr.: 150 W
Socket: GY9.5
CRI: 70
CCT: 6500 K
Dimmable: No
Pwr. Supp.: 100 VAC
Pwr. Cons.: 150 W



HSD-150/70 G12 Osram

OSRAM

80940 Discharge Lamp 150 W

Light Src. Type: Discharge
Light Src. Pwr.: 150 W
Socket: G12
CCT: 7500 K
Dimmable: No
Pwr. Supp.: 95 VAC
Pwr. Cons.: 150 W



Discharge Bulb Philips, G12

PHILIPS

80974 CDM 96 V 150 W

Light Src. Type: Discharge
Light Src. Pwr.: 150 W
Socket: G12
CRI: 88
CCT: 3000 K
Dimmable: No
Pwr. Supp.: 198 VAC
Pwr. Cons.: 150 W



Discharge Bulb Philips, G12

PHILIPS

80975 CDM 96 V 150 W

Light Src. Type: Discharge
Light Src. Pwr.: 150 W
Socket: G12
CRI: 96
CCT: 4200 K
Dimmable: No
Pwr. Supp.: 198 VAC
Pwr. Cons.: 150 W



CMH-150 6000 hours 4200 K Tungram

80925 Discharge Lamp 150 W

Light Src. Type: Discharge
Light Src. Pwr.: 150 W
Socket: G12
CRI: 90
CCT: 4200 K
Dimmable: No
Pwr. Supp.: 95 VAC
Pwr. Cons.: 150 W



Floodlight HQ-400 400 W Bulb

SHOWGEAR

81021

Light Src. Type: Discharge
Light Src. Pwr.: 400 W
Socket: E40
CRI: 65
CCT: 4200 K
Dimmable: No
Pwr. Supp.: 135 VAC
Pwr. Cons.: 400 W



MSI 1200 SFC10-4 Philips

PHILIPS

80902P Discharge Lamp 1200 W

Light Src. Type: Discharge
Light Src. Pwr.: 1200 W
Socket: SFC10-4
CRI: 85
CCT: 6000 K
Dimmable: No
Pwr. Supp.: 198 VAC
Pwr. Cons.: 1200 W



Discharge Bulbs Light Bulbs

HMI 4000 W Osram

OSRAM

80929 Discharge Lamp 4000 W

Light Src. Type: Discharge
Light Src. Pwr.: 4000 W
Socket: SFA21-12
CRI: 90
CCT: 6000 K
Dimmable: No
Pwr. Supp.: 200 VAC
Pwr. Cons.: 4000 W



Floodlight HQ-150 150 W Bulb

SHOWGEAR

81020

Light Src. Type: Discharge
Light Src. Pwr.: 150 W
Socket: R7S
CRI: 75
CCT: 4200 K
Dimmable: No
Pwr. Supp.: 95 VAC
Pwr. Cons.: 150 W



HMI 1200 DE Osram Double Ended

OSRAM

809020 Discharge Lamp 1200 W

Light Src. Type: Discharge
Light Src. Pwr.: 1200 W
Socket: SFC15-5
CCT: 6000 K
Dimmable: No
Pwr. Supp.: 90 VAC
Pwr. Cons.: 250 W




LED Filament Bulb T9

SHOWGEAR

83268 185 mm, Crossed Filament

Light Src. Type: LED
Light Src. Pwr.: 4 W
LED Colour Type: WW
Socket: E27
Lumen Total: 440 lm
CCT: 2700 K
Dimmable: Yes
Pwr. Supp.: 240 VAC 50-60 Hz
Pwr. Cons.: 4 W
Length (mm): 185 mm
Ø: 28 mm




LED Filament Bulb T9

SHOWGEAR

83271 185 mm, Straight Filament

Light Src. Type: LED
Light Src. Pwr.: 4 W
LED Colour Type: WW
Socket: E27
Lumen Total: 440 lm
CCT: 2700 K
Dimmable: Yes
Pwr. Supp.: 240 VAC 50-60 Hz
Pwr. Cons.: 4 W
Length (mm): 185 mm
Ø: 28 mm




LED Filament Bulb T9

SHOWGEAR

83267 225 mm, Crossed Filament

Light Src. Type: LED
Light Src. Pwr.: 6 W
LED Colour Type: WW
Socket: E27
Lumen Total: 650 lm
CCT: 2700 K
Dimmable: Yes
Pwr. Supp.: 240 VAC 50-60 Hz
Pwr. Cons.: 6 W
Length (mm): 225 mm
Ø: 28 mm




LED Filament Bulb T9

SHOWGEAR

83270 225 mm, Straight Filament

Light Src. Type: LED
Light Src. Pwr.: 6 W
LED Colour Type: WW
Socket: E27
Lumen Total: 650 lm
CCT: 2700 K
Dimmable: Yes
Pwr. Supp.: 240 VAC 50-60 Hz
Pwr. Cons.: 6 W
Length (mm): 225 mm
Ø: 28 mm




LED Filament Bulb T9

SHOWGEAR

83266 300 mm, Crossed Filament

Light Src. Type: LED
Light Src. Pwr.: 8 W
LED Colour Type: WW
Socket: E27
Lumen Total: 800 lm
CCT: 2700 K
Dimmable: Yes
Pwr. Supp.: 240 VAC 50-60 Hz
Pwr. Cons.: 8 W
Length (mm): 300 mm
Ø: 28 mm




LED Filament Bulb T9

SHOWGEAR

83269 300 mm, Straight Filament

Light Src. Type: LED
Light Src. Pwr.: 8 W
LED Colour Type: WW
Socket: E27
Lumen Total: 800 lm
CCT: 2700 K
Dimmable: Yes
Pwr. Supp.: 240 VAC 50-60 Hz
Pwr. Cons.: 8 W
Length (mm): 300 mm
Ø: 28 mm



LED Filament Bulb BT180

SHOWGEAR

83275 6 W, dimmable

Light Src. Type: LED
Light Src. Pwr.: 6 W
LED Colour Type: WW
Socket: E27
Lumen Total: 360 lm
CCT: 2700 K
Dimmable: Yes
Pwr. Supp.: 240 VAC 50-60 Hz
Pwr. Cons.: 6 W
Length (mm): 360 mm
Ø: 180 mm




LED Filament Bulb BT118

SHOWGEAR

83276 6 W, dimmable

Light Src. Type: LED
Light Src. Pwr.: 6 W
LED Colour Type: WW
Socket: E27
Lumen Total: 360 lm
CCT: 2700 K
Dimmable: Yes
Pwr. Supp.: 240 VAC 50-60 Hz
Pwr. Cons.: 6 W
Length (mm): 258 mm
Ø: 118 mm



LED Filament Bulb G200

SHOWGEAR

83277 6 W, dimmable

Light Src. Type: LED
Light Src. Pwr.: 6 W
LED Colour Type: WW
Socket: E27
Lumen Total: 360 lm
CCT: 2700 K
Dimmable: Yes
Pwr. Supp.: 240 VAC 50-60 Hz
Pwr. Cons.: 6 W
Length (mm): 290 mm
Ø: 200 mm




LED Filament Bulb PS52

SHOWGEAR

83278 6 W, dimmable

Light Src. Type: LED
Light Src. Pwr.: 6 W
LED Colour Type: WW
Socket: E27
Lumen Total: 360 lm
CCT: 2700 K
Dimmable: Yes
Pwr. Supp.: 240 VAC 50-60 Hz
Pwr. Cons.: 6 W
Length (mm): 300 mm
Ø: 160 mm



Light Bulbs

Light Bulbs

LED Filament Bulb PS35

SHOWGEAR

83279 6 W, dimmable

Light Src. Type: LED
 Light Src. Pwr.: 6 W
 LED Colour Type: WW
 Socket: E27
 Lumen Total: 360 lm
 CCT: 2700 K
 Dimmable: Yes
 Pwr. Supp.: 240 VAC 50-60 Hz
 Pwr. Cons.: 6 W
 Length (mm): 200 mm
 Ø: 110 mm




LED Filament Bulb BT780

SHOWGEAR

83280 6 W, dimmable

Light Src. Type: LED
 Light Src. Pwr.: 6 W
 LED Colour Type: WW
 Socket: E27
 Lumen Total: 360 lm
 CCT: 2700 K
 Dimmable: Yes
 Pwr. Supp.: 240 VAC 50-60 Hz
 Pwr. Cons.: 6 W
 Length (mm): 340 mm
 Ø: 60 mm



LED Filament Bulb R160

SHOWGEAR

83281 6 W, dimmable

Light Src. Type: LED
 Light Src. Pwr.: 6 W
 LED Colour Type: WW
 Socket: E27
 Lumen Total: 360 lm
 CCT: 2700 K
 Dimmable: Yes
 Pwr. Supp.: 240 VAC 50-60 Hz
 Pwr. Cons.: 6 W
 Length (mm): 245 mm
 Ø: 160 mm



LED Filament Bulb E27

SHOWGEAR

83261 5 W, Dimmable, Gold glass cover

Light Src. Type: LED
 Light Src. Pwr.: 5 W
 LED Colour Type: WW
 Socket: E27
 Lumen Total: 480 lm
 CCT: 2200 K
 Dimmable: Yes
 Pwr. Supp.: 240 VAC 50-60 Hz
 Pwr. Cons.: 5 W
 Length (mm): 142 mm
 Ø: 64 mm



LED Filament Bulb E27

SHOWGEAR

83262 5 W, Dimmable, Gold glass cover

Light Src. Type: LED
 Light Src. Pwr.: 5 W
 LED Colour Type: WW
 Socket: E27
 Lumen Total: 480 lm
 CCT: 2200 K
 Dimmable: Yes
 Pwr. Supp.: 240 VAC 50-60 Hz
 Pwr. Cons.: 5 W
 Length (mm): 120 mm
 Ø: 80 mm




LED Filament Bulb E27

SHOWGEAR

83264 5 W, Dimmable, Gold glass cover

Light Src. Type: LED
 Light Src. Pwr.: 5 W
 LED Colour Type: WW
 Socket: E27
 Lumen Total: 480 lm
 CCT: 2200 K
 Dimmable: Yes
 Pwr. Supp.: 240 VAC 50-60 Hz
 Pwr. Cons.: 5 W
 Length (mm): 111 mm
 Ø: 45 mm



LED Filament Bulb E27

SHOWGEAR

83260 4 W, Dimmable, Gold glass cover

Light Src. Type: LED
 Light Src. Pwr.: 4 W
 LED Colour Type: WW
 Socket: E27
 Lumen Total: 385 lm
 CCT: 2200 K
 Dimmable: Yes
 Pwr. Supp.: 240 VAC 50-60 Hz
 Pwr. Cons.: 4 W
 Length (mm): 105 mm
 Ø: 60 mm



LED Filament Candle Bulb B10

SHOWGEAR

83265 Spiral Filament

Light Src. Type: LED
 Light Src. Pwr.: 2 W
 LED Colour Type: WW
 Socket: E14
 Lumen Total: 140 lm
 CCT: 2200 K
 Dimmable: Yes
 Pwr. Supp.: 240 VAC 50-60 Hz
 Pwr. Cons.: 2 W
 Length (mm): 100 mm
 Ø: 35 mm



LED Sunstrip Lamp GU10 SHOWTEC

83120 Retrofit GU10 Bulb


Light Src. Type:	LED
Light Src. Pwr.:	10 W
Exp. Life:	25000 h
Socket:	GU10
Lumen Total:	520 lm
Pwr. Supp.:	220V-240 VAC 50 Hz
Pwr. Cons.:	11 W
Length (mm):	55 mm
Ø:	49.6 mm



LED Ball 50 mm SHOWGEAR

83210 E27, 19 x LED Red

Light Src. Type:	LED
Light Src. Pwr.:	1 W
LED Colour Type:	R
Socket:	E27
Lumen Total:	150 lm
Pwr. Supp.:	240 VAC 50-60 Hz
Pwr. Cons.:	1 W
Length (mm):	90 mm
Ø:	50 mm



LED Ball 50 mm SHOWGEAR

83211 E27, 19 x LED Yellow

Light Src. Type:	LED
Light Src. Pwr.:	1 W
LED Colour Type:	Y
Socket:	E27
Lumen Total:	150 lm
Pwr. Supp.:	240 VAC 50-60 Hz
Pwr. Cons.:	1 W
Length (mm):	90 mm
Ø:	50 mm



LED Ball 50 mm SHOWGEAR

83212 E27, 19 x LED Blue


Light Src. Type:	LED
Light Src. Pwr.:	1 W
LED Colour Type:	B
Socket:	E27
Lumen Total:	150 lm
Pwr. Supp.:	240 VAC 50-60 Hz
Pwr. Cons.:	1 W
Length (mm):	90 mm
Ø:	50 mm



LED Ball 50 mm SHOWGEAR

83213 E27, 19 x LED Green


Light Src. Type:	LED
Light Src. Pwr.:	1 W
LED Colour Type:	G
Socket:	E27
Lumen Total:	150 lm
Pwr. Supp.:	240 VAC 50-60 Hz
Pwr. Cons.:	1 W
Length (mm):	90 mm
Ø:	50 mm



LED Ball 50 mm SHOWGEAR

83214 E27, 19 x LED Warm White

Light Src. Type:	LED
Light Src. Pwr.:	1 W
LED Colour Type:	WW
Socket:	E27
Lumen Total:	150 lm
Pwr. Supp.:	240 VAC 50-60 Hz
Pwr. Cons.:	1 W
Length (mm):	90 mm
Ø:	50 mm



LED Ball 50 mm SHOWGEAR

83215 E27, 19 x LED RGB


Light Src. Type:	LED
Light Src. Pwr.:	1 W
LED Colour Type:	RGB
Socket:	E27
Lumen Total:	120 lm
Pwr. Supp.:	240 VAC 50-60 Hz
Pwr. Cons.:	1 W
Length (mm):	90 mm
Ø:	50 mm



LED Ball 100 mm SHOWGEAR

83224 E27, 19 x LED Warm White

Light Src. Type:	LED
Light Src. Pwr.:	1 W
LED Colour Type:	WW
Socket:	E27
Lumen Total:	150 lm
Pwr. Supp.:	240 VAC 50-60 Hz
Pwr. Cons.:	1 W
Length (mm):	150 mm
Ø:	100 mm



Light Bulbs

Light Bulbs

LED Bulb Clear WW E27

SHOWGEAR

83250 4 W, dimmable

Light Src. Type: LED
 Light Src. Pwr.: 4 W
 LED Colour Type: WW
 Socket: E27
 Lumen Total: 385 lm
 CCT: 2700 K
 Dimmable: Yes
 Pwr. Supp.: 240 VAC 50-60 Hz
 Pwr. Cons.: 4 W
 Length (mm): 105 mm
 Ø: 60 mm



LED Bulb Clear WW E27

SHOWGEAR

83251 6 W, dimmable

Light Src. Type: LED
 Light Src. Pwr.: 6 W
 LED Colour Type: WW
 Socket: E27
 Lumen Total: 550 lm
 CCT: 2700 K
 Dimmable: Yes
 Pwr. Supp.: 240 VAC 50-60 Hz
 Pwr. Cons.: 6 W
 Length (mm): 105 mm
 Ø: 60 mm



LED Bulb Clear WW E27

SHOWGEAR

83252 8 W, dimmable

Light Src. Type: LED
 Light Src. Pwr.: 8 W
 LED Colour Type: WW
 Socket: E27
 Lumen Total: 750 lm
 CCT: 2700 K
 Dimmable: Yes
 Pwr. Supp.: 240 VAC 50-60 Hz
 Pwr. Cons.: 8 W
 Length (mm): 105 mm
 Ø: 60 mm



LED Bulb Clear WW E27

SHOWGEAR

83230 2 W, non-dimmable

Light Src. Type: LED
 Light Src. Pwr.: 2 W
 LED Colour Type: WW
 Socket: E27
 Lumen Total: 160 lm
 CCT: 2700 K
 Dimmable: No
 Pwr. Supp.: 240 VAC 50-60 Hz
 Pwr. Cons.: 2 W
 Length (mm): 70 mm
 Ø: 50 mm



LED Bulb Clear WW E27

SHOWGEAR

83231 3 W, non-dimmable

Light Src. Type: LED
 Light Src. Pwr.: 3 W
 LED Colour Type: WW
 Socket: E27
 Lumen Total: 300 lm
 CCT: 2700 K
 Dimmable: No
 Pwr. Supp.: 240 VAC 50-60 Hz
 Pwr. Cons.: 3 W
 Length (mm): 70 mm
 Ø: 50 mm



LED Bulb Clear WW E27

SHOWGEAR

83240 4 W, non-dimmable

Light Src. Type: LED
 Light Src. Pwr.: 4 W
 LED Colour Type: WW
 Socket: E27
 Lumen Total: 320 lm
 CCT: 2700 K
 Dimmable: No
 Pwr. Supp.: 240 VAC 50-60 Hz
 Pwr. Cons.: 4 W
 Length (mm): 105 mm
 Ø: 60 mm



LED Bulb Clear WW E27

SHOWGEAR

83241 6 W, non-dimmable

Light Src. Type: LED
 Light Src. Pwr.: 6 W
 LED Colour Type: WW
 Socket: E27
 Lumen Total: 2700 lm
 CCT: 2700 K
 Dimmable: No
 Pwr. Supp.: 240 VAC 50-60 Hz
 Pwr. Cons.: 6 W
 Length (mm): 105 mm
 Ø: 60 mm



LED Bulb Clear WW E27

SHOWGEAR

83242 8 W, non-dimmable

Light Src. Type: LED
 Light Src. Pwr.: 8 W
 LED Colour Type: WW
 Socket: E27
 Lumen Total: 640 lm
 CCT: 2700 K
 Dimmable: No
 Pwr. Supp.: 240 VAC 50-60 Hz
 Pwr. Cons.: 8 W
 Length (mm): 105 mm
 Ø: 60 mm



Parathom Par 16 with GU10 Socket

OSRAM

83310 4.9 W LED, 3000 K, 36°

Light Src. Type: LED
 Light Src. Pwr.: 49 W
 LED Colour Type: WW
 Socket: GU10
 Lumen Total: 230 lm
 CCT: 3000 K
 Pwr. Supp.: 220V-240 VAC 50 Hz
 Pwr. Cons.: 4.9 W
 Length (mm): 55 mm
 Ø: 51 mm



Parathom Par 20, E27

OSRAM

83320 5 W LED, 2700 K, 36°

Light Src. Type: LED
 Light Src. Pwr.: 5 W
 LED Colour Type: WW
 Socket: E27
 Lumen Total: 345 lm
 Dimmable: Yes
 Pwr. Supp.: 220V-240 VAC 50 Hz
 Pwr. Cons.: 5 W
 Length (mm): 88 mm
 Ø: 64 mm



Parathom Par 30, E27

OSRAM

83330 10.5 W LED, 2700 K, 36°

Light Src. Type: LED
 Light Src. Pwr.: 5 W
 LED Colour Type: WW
 Socket: E27
 Lumen Total: 633 lm
 Dimmable: Yes
 Pwr. Supp.: 220V-240 VAC 50 Hz
 Pwr. Cons.: 10.5 W
 Length (mm): 90 mm
 Ø: 95 mm



Parathom Par 16 with GU10 Socket

OSRAM

83311 6.5 W LED, 3000 K, 36°

Light Src. Type: LED
 Light Src. Pwr.: 6.5 W
 LED Colour Type: WW
 Socket: GU10
 Lumen Total: 633 lm
 CCT: 3000 K
 Pwr. Supp.: 220V-240 VAC 50 Hz
 Pwr. Cons.: 6.5 W
 Length (mm): 56 mm
 Ø: 51 mm





MT-150 Lifting Tower

70863 Mammoth Stands 5.30 m

SHOWGEAR

Specifications:

Length (mm): 1730 mm
Width (mm): 380 mm
Max. Height (m): 5.3 m

Weight: 55 kg
Max. Load: 150 kg
Material: Steel
Winch: 500 kg

FEATURES:

- Maximum load ranging from 150–500 kg
- Maximum height ranging from 5.3–6.5 m



MT-200 Lifting Tower

70860 Mammoth Stands 6.40 m

SHOWGEAR

Specifications:

Length (mm): 1920 mm
Width (mm): 465 mm
Max. Height (m): 6.4 m

Weight: 86 kg
Max. Load: 200 kg
Material: Steel
Winch: 500 kg

FEATURES:

- Maximum load ranging from 150–500 kg
- Maximum height ranging from 5.3–6.5 m

MT-230 Lifting Tower

70861 Mammoth Stands 5.30 m

SHOWGEAR

Specifications:

Length (mm): 1820 mm
Width (mm): 465 mm
Max. Height (m): 5.3 m

Weight: 78 kg
Max. Load: 230 kg
Material: Steel
Winch: 500 kg

FEATURES:

- Maximum load ranging from 150–500 kg
- Maximum height ranging from 5.3–6.5 m



MT-300 Lifting Tower

70862 Mammoth Stands 6.10 m

SHOWGEAR

Specifications:

Length (mm): 1920 mm
Width (mm): 465 mm
Max. Height (m): 6.1 m

Weight: 90 kg
Max. Load: 300 kg
Material: Steel
Winch: 900 kg

FEATURES:

- Maximum load ranging from 150–500 kg
- Maximum height ranging from 5.3–6.5 m





MAT-250 Line Array Tower

70870 Mammoth Stand 5.4 m

SHOWGEAR

Specifications:

Length (mm): 1760 mm
Width (mm): 480 mm
Max. Height (m): 5.4 m

Weight: 96 kg
Max. Load: 250 kg
Material: Aluminium
Winch: 900 kg

FEATURES:

- Maximum load ranging from 150–500 kg
- Maximum height ranging from 5.3–6.5 m



MAT-250+ Line Array Tower

70873 Mammoth Stand 6.5 m

SHOWGEAR

Specifications:

Length (mm): 1970 mm
Width (mm): 0.48 mm
Max. Height (m): 6.5 m

Weight: 107 kg
Max. Load: 250 kg
Material: Aluminium
Winch: 900 kg

FEATURES:

- Maximum load ranging from 150–500 kg
- Maximum height ranging from 5.3–6.5 m

Line Array Tower

70871 MAT-350 - Mammoth Stand 6.5 m

SHOWGEAR

Specifications:

Length (mm): 1.99 m
Width (mm): 650 mm
Max. Height (m): 6.5 m

Weight: 184 kg
Max. Load: 350 kg
Material: Aluminium
Winch: 1700 kg

FEATURES:

- Maximum load ranging from 150–500 kg
- Maximum height ranging from 5.3–6.5 m



Line Array Tower

70872 MAT-500 - Mammoth Stand 6.5 m

SHOWGEAR

Specifications:

Length (mm): 1990 mm
Width (mm): 650 mm
Max. Height (m): 6.5 m

Weight: 184 kg
Max. Load: 500 kg
Material: Aluminium
Winch: 1700 kg

FEATURES:

- Maximum load ranging from 150–500 kg
- Maximum height ranging from 5.3–6.5 m





Follow Spot Stand

74002 1346 - 2040 mm

SHOWGEAR

Specifications:

Length (mm): 1426 mm
Width (mm): 980 mm
Max. Height (m): 2.04 m

Weight: 7 kg
Max. Load: 30 kg
Material: Metal
Colour: Black

FEATURES:

- 1.346–2.04 m high
- 30 kg maximum load
- Suitable for 4 lights



Light Stand Aluminium (incl. Spigot Adapter)

70912 Including Spigot Adapter

SHOWGEAR

Specifications:

Length (mm): 1390 mm
Width (mm): 1090 mm
Max. Height (m): 3.13 m

Weight: 3.85 kg
Max. Load: 30 kg
Material: Aluminium
Colour: Black

FEATURES:

- Maximum Height 3 metre
- Including spigot adaptor for 28 mm spigot
- Robust design

Metal Medium Light Stand

70910 Mammoth Stands

SHOWGEAR

Specifications:

Length (mm): 1305 mm
Width (mm): 1000 mm
Max. Height (m): 3 m

Weight: 5.6 kg
Max. Load: 30 kg
Material: Steel
Colour: Black

FEATURES:

- Compact
- T-bar Included
- Magnesium joint
- Double leg reinforcement



Light Stand ECO (10 kg)

70102

SHOWGEAR

Specifications:

Length (mm): 1003 mm
Width (mm): 950 mm
Max. Height (m): 2.5 m

Weight: 3.651 kg
Max. Load: 10 kg
Material: Steel
Colour: Black

FEATURES:

- 1.1–2.5 m high
- 10 kg maximum load
- Suitable for 4 lights



Floor Stand

70191 30 x 30 cm, 50 mm Tube

SHOWGEAR

Specifications:

Length (mm): 300 mm
Width (mm): 300 mm

Weight: 1.602 kg
Max. Load: 50 kg
Material: Metal
Colour: Black

FEATURES:

- Equipped with rubber feet to prevent slipping
- Can be installed on a square 30-truss, for use as a pillar or suspension
- Easily stackable



Wind Up Stands Light Stands



Basic 3800 Wind up stand

70831 80 kg

SHOWGEAR

Specifications:

Height (mm): 1755 mm
Max. Height (m): 3.8 m

Weight: 17 kg
Max. Load: 80 kg
Material: Aluminium / Metal
Colour: Black / Silver

FEATURES:

- No cables or winch
- Load 80 kg
- Lightweight design



Basic 2800 Wind up stand

70830 80 kg (Adapter 70835 not included)

SHOWGEAR

Specifications:

Height (mm): 1510 mm
Max. Height (m): 2.8 m

Weight: 15 kg
Max. Load: 80 kg
Material: Aluminium / Metal
Colour: Black / Silver

FEATURES:

- No winch and cable
- Excellent price - quality ratio
- Load 80 kg

Wind-Up Light Stand 3000 mm

74000 Max. Load 20 kg

SHOWGEAR

Specifications:

Width (mm): 1130 mm
Height (mm): 1260 mm
Max. Height (m): 3 m

Weight: 13 kg
Max. Load: 20 kg
Material: Metal
Colour: Black

FEATURES:

- Adjustable height (1461–2110 mm)
- Maximum load: 20 kg
- Including Hex (inbus) key, spigot Adapter 35 mm - 25 mm & spigot mounting plate



Follow Spot Stand Wind-Up

74001 1461 - 2110 mm

SHOWGEAR

Specifications:

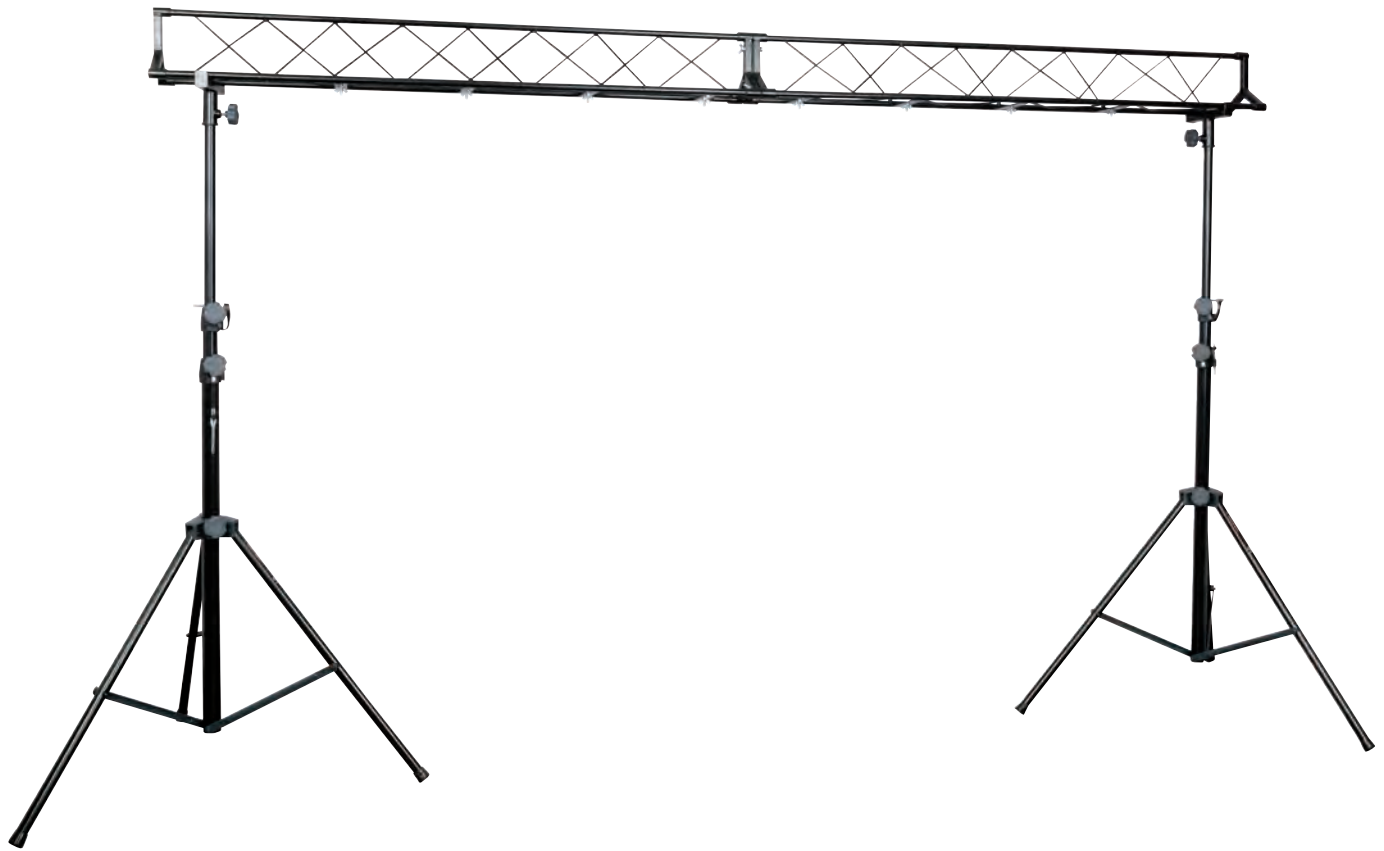
Height (mm): 1461 mm
Max. Height (m): 2110 m

Weight: 10 kg
Max. Load: 20 kg
Material: Metal
Colour: Black

FEATURES:

- Adjustable height (1.76–3 m)
- Maximum load: 20 kg
- Including Hex (inbus) key, spigot Adapter 35 mm - 25 mm & spigot mounting plate





Light Bridge Set

70930 Mammoth Stands

SHOWGEAR

Specifications:

Length (mm): 3000 mm
Width (mm): 3000 mm
Min. Height (m): 1330 m

Max. Height (m): 3410 m
Weight: 19 kg
Max. Load: 60 kg
Material: Steel
Colour: Black

FEATURES:

- 3 m height & width
- 8 attach points
- 60 kg load
- Easy to assemble

Adapter 28-35 mm

SHOWGEAR

70835 for Basic Stand

Length (mm): 70 mm
Width (mm): 70 mm
Height (mm): 180 mm
Ø Main Tube: 35 mm
Weight: 0.309 kg
Max. Load: 80 kg
Material: Steel




Adjustable Truss Support 400 mm

SHOWGEAR

70836 for Basic and Pro series

Length (mm): 405 mm
Width (mm): 52 mm
Height (mm): 197 mm
Ø Main Tube: 35 mm
Weight: 2.092 kg
Max. Load: 80 kg
Material: Steel



Adapter 35 mm

SHOWGEAR

70176 For Spigot Mounting

Length (mm): 65 mm
Width (mm): 80 mm
Height (mm): 159 mm
Ø Main Tube: 50 mm
Weight: 0.534 kg
Max. Load: 30 kg
Material: Aluminium / Steel



TV Spigot

DOUGHTY

PASP14 29 mm

Length (mm): 27 mm
Width (mm): 27 mm
Height (mm): 147 mm
Weight: 0.241 kg
Max. Load: 30 kg
Material: Aluminium



Powerdrive Adapter

SHOWGEAR

70116

Length (mm): 85 mm
Width (mm): 42 mm
Height (mm): 82 mm
Ø Main Tube: 35 mm
Weight: 0.189 kg
Max. Load: 20 kg
Material: Metal



Adjustable Truss Mount for MT-series

SHOWGEAR

70869 Double wing nut

Length (mm): 540 mm
Width (mm): 45 mm
Height (mm): 284 mm
Ø Main Tube: 35 mm
Weight: 2.4 kg
Max. Load: 300 kg
Material: Steel



TA-30

SHOWGEAR

70806 Truss Adapter adjustable for MT/LT Series

Length (mm): 552 mm
Width (mm): 40 mm
Height (mm): 350 mm
Ø Main Tube: 35 mm
Weight: 3.7 kg
Max. Load: 300 kg
Material: Steel



Rigging Bar 1 for MAT-250/350

SHOWGEAR

70880 Mammoth Stands

Length (mm): 432 mm
Width (mm): 111 mm
Height (mm): 70 mm
Weight: 2.66 kg
Max. Load: 250 kg
Material: Steel



Rigging Bar 2 for MAT-250/350

SHOWGEAR

70881 Mammoth Stands

Length (mm): 825 mm
Width (mm): 195 mm
Height (mm): 70 mm
Weight: 8 kg
Max. Load: 250 kg
Material: Steel



Rigging Bar 3 for MAT-250/350

SHOWGEAR

70882 Mammoth Stands

Length (mm): 800 mm
Width (mm): 87 mm
Height (mm): 70 mm
Weight: 3.5 kg
Max. Load: 250 kg
Material: Steel



Rotating Truss Holder for MAT Series

SHOWGEAR

70883 Mammoth Stands

Length (mm): 50 mm
Width (mm): 50 mm
Height (mm): 170 mm
Weight: 0.83 kg
Max. Load: 100 kg
Material: Steel



Accentuate your architecture and set the mood

Architecture should be enjoyable. Our architectural lighting will improve the way you perceive structural design, objects, and areas even more. It draws attention to textures, colours, and shapes of a room, venue, or object. It determines how people feel when they reside in a space or at a site. This is especially important in public areas, such as shopping centres, theme parks, and business parks. Exterior lighting should draw the consumer in, and the interior lighting should engage them as they walk through the doors in addition to showing off products or services. In residential settings the lighting should provide a feeling of comfort and cosiness and make you feel safe and at home.

We offer solutions for all! Our accent lighting solutions complement any existing functional lighting and can be used indoors as well as outdoors. In many ways, our products allow you to improve the ambiance in gardens, around buildings, at public sites, in businesses, and at home.

Our Architectural Lighting products range from down lights to office lights and from LED strips to façade lighting. With the latest LED technology, we are able to provide durable solutions that are incredibly energy efficient and offer an incredibly long life span. Our rail systems offer flexible solutions in museums, galleries, shops, and reception areas.





1-Phase spots Track lighting



New York

A0320011 Black - RAL9004 - MR-16 - GU5.3

A0320012 White - RAL9003 - MR-16 - GU5.3

A0320013 Silver - RAL9006 - MR-16 - GU5.3

ARTECTA

Specifications:

Pwr. Cons.: 50 W
Weight: 0.27 kg
Colour: Black

FEATURES:

- 1-Phase track spot
- Suitable for MR16 GU5.3 light sources up to 50 watt
- Horizontally and vertically rotatable



Barcelona

A0320041 Black - RAL9004 111-IRC - G53

A0320042 White - RAL9003 111-IRC - G53

A0320043 Silver - RAL9006 111-IRC - G53

ARTECTA

Specifications:

Pwr. Cons.: 50 W
Weight: 0.3 kg
Colour: Black

FEATURES:

- 1-Phase track spot
- Suitable for QR111/AR111 GU53 light sources up to 50 watt
- Horizontally and vertically rotatable

1-Phase Track 1000 mm

A0311001 Black - RAL9004

A0311002 White - RAL9003

A0311003 Silver - RAL9006

ARTECTA

Specifications:

Pwr. Supp.: 240 VAC 50-60Hz
Rated Curr. (A): 16 A
Length (m): 1 m
Colour: Black



1-Phase Track 2000 mm

A0312001 Black - RAL9004

A0312002 White - RAL9003

A0312003 Silver - RAL9006

ARTECTA

Specifications:

Pwr. Supp.: 240 VAC 50-60Hz
Rated Curr. (A): 16 A
Length (m): 2 m
Colour: Black



3-Phase spots

Track lighting



Trenton GU10 Track Light Black

A0320015 Black

A0320016 White

ARTECTA

Specifications:

Weight: 0.25 kg
 IP Rate: IP20(indoor use only)
 Colour: Black

FEATURES:

- Track Light with GU10D socket
- Suitable for 3-phase track rail
- Fit for a light source up to 50 W (LED & halogen)
- Available in either black and white
- Light source not included



New Port 15 W CCT 38°

A0320200 Black

A0320201 White

ARTECTA

Specifications:

Light Src. Type:	LED	Beam °:	38 °
LED Colour Type:	CW / NW / WW	Dimmable:	Yes
CRI:	90	Pwr. Cons.:	15 W
Dimmable (Type):	Leading Edge / Trailing edge / Triac	Weight:	0.55 kg
		IP Rate:	IP20(indoor use only)
		Colour:	Black

FEATURES:

- 15 W Dimmable White LED Track Light
- Suitable for 3-phase track rail
- Dimmable driver
- 2700 K, 4000 K & 6000 K colour temperature
- High CRI for accurate colour rendering
- 38° beam angle
- Available in black and white



Ancona 3-Phase Pinspot

A0320061 Black - RAL9004 GU10

ARTECTA

Specifications:

Pwr. Supp.:	240 VAC 50-60 Hz	Length (mm):	190 mm
Pwr. Cons.:	100 W	Height (mm):	230 mm
		Width (mm):	116 mm
		Colour:	Black

FEATURES:

- 3-Phase track light Pin spot
- Suitable for GU10 light sources up to 100 watt
- Both horizontal and vertical rotatable

New Port 30W CCT 38°

A0320210 Black

A0320211 White

ARTECTA

Specifications:	Beam °:	38 °
Light Src. Type:	Dimmable:	Yes
LED Colour Type:	Pwr. Cons.:	35 W
CRI:	Weight:	0.7 kg
Dimmable (Type):	IP Rate:	IP20 (indoor use only)
	Colour:	Black
		Leading Edge / Trailing edge / Triac

FEATURES:

- 30 W Dimmable White LED Track Light
- Suitable for 3-phase track rail
- Dimmable driver
- 2700 K, 4000 K & 6000 K colour temperature
- High CRI for accurate colour rendering
- 38° beam angle
- Available in black and white



Newark 30W CCT Zoom 20°–60°

A0320220 Black

A0320221 White

ARTECTA

Specifications:	Dimmable:	Yes
Light Src. Type:	Pwr. Cons.:	35 W
LED Colour Type:	Weight:	0.95 kg
CRI:	IP Rate:	IP20 (indoor use only)
Dimmable (Type):	Colour:	Black
		Leading Edge / Trailing edge / Triac

FEATURES:

- 30 W Dimmable White LED Track Light
- Manually adjustable 20°–60° zoom
- Suitable for 3-phase track rail
- Dimmable driver
- 2100 K, 4000 K & 6000 K colour temperature
- High CRI for accurate colour rendering
- Available in black and white



3-Phase spots

Track lighting



PAR 16 Track Light Warm-On-Dim

A0320070 Warm White LED Par - 500 lumen - 3-phase

ARTECTA

Specifications:

Light Src. Type: LED
 LED Colour Type: Warm-on-Dim
 CRI: 95
 Dimmable (Type): Triac

Beam °: 36 °
 Dimmable: Yes
 Pwr. Cons.: 87 W
 Weight: 0.34 kg
 IP Rate: IP20(indoor use only)
 Colour: Black

FEATURES:

- 10 W / 500 lumen Warm White track LED Par
- High CRI for accurate colour rendering
- Compatible with a traditional halogen infrastructure
- Triac Dimming Technology
- No UV radiation
- Safe usage in clothing shops and galleries
- Including 3-phase track adapter



PAR 20 Track Light Warm-On-Dim

A0320071 Warm White LED Par - 800 lumen - 3-phase

ARTECTA

Specifications:

Light Src. Type: LED
 LED Colour Type: Warm-on-Dim
 Lumen Total: 800 lm
 CRI: 95
 Dimmable (Type): Triac

Beam °: 45 °
 Dimmable: Yes
 Pwr. Cons.: 15 W
 Weight: 0.5 kg
 IP Rate: IP20(indoor use only)
 Colour: Black

FEATURES:

- 15 W / 800 lumen Warm White track LED Par
- High CRI for accurate colour rendering
- Compatible with a traditional halogen infrastructure
- Triac Dimming Technology
- No UV radiation
- Safe usage in clothing shops and galleries
- Including 3-phase track adapter



PAR 30 Track Light Warm-On-Dim

A0320072 Warm White LED Par - 1100 lumen - 3-phase

ARTECTA

Specifications:

Light Src. Type: LED
 LED Colour Type: Warm-on-Dim
 Lumen Total: 1100 lm
 CRI: 95
 Dimmable (Type): Triac

Beam °: 45 °
 Dimmable: Yes
 Pwr. Cons.: 20 W
 Weight: 0.6 kg
 IP Rate: IP20(indoor use only)
 Colour: Black

FEATURES:

- 20 W / 1100 lumen Warm White track LED Par
- High CRI for accurate colour rendering
- Compatible with a traditional halogen infrastructure
- Triac Dimming Technology
- No UV radiation
- Safe usage in clothing shops and galleries
- Including 3-phase track adapter

PAR 46 Track Light Warm-On-Dim

A0320073 Warm White LED Par - 1800 lumen - 3-phase

ARTECTA

Specifications:

Light Src. Type:	LED	Beam °:	60 °
LED Colour Type:	Warm-on-Dim	Dimmable:	Yes
Lumen Total:	1800 lm	Pwr. Cons.:	28 W
CRI:	95	Weight:	1.48 kg
Dimmable (Type):	Triac	IP Rate:	IP20(indoor use only)
		Colour:	Black

FEATURES:

- 28 W / 1800 lumen Warm White track LED Par
- High CRI for accurate colour rendering
- Compatible with a traditional halogen infrastructure
- Triac Dimming Technology
- No UV radiation
- Safe usage in clothing shops and galleries
- Including 3-phase track adapter



PAR 56 Track Light Warm-On-Dim

A0320074 Warm White LED Par - 3380 lumen - 3-phase

ARTECTA

Specifications:

Light Src. Type:	LED	Beam °:	60 °
LED Colour Type:	Warm-on-Dim	Dimmable:	Yes
Lumen Total:	3380 lm	Pwr. Cons.:	35 W
CRI:	95	Weight:	1.8 kg
Dimmable (Type):	Triac	IP Rate:	IP20(indoor use only)
		Colour:	Black

FEATURES:

- 35 W / 3380 lumen Warm White track LED Par
- High CRI for accurate colour rendering
- Compatible with a traditional halogen infrastructure
- Triac Dimming Technology
- No UV radiation
- Safe usage in clothing shops and galleries
- Including 3-phase track adapter



3-Phase spots

Track lighting



Display Track Fresnel 20 SW

A0320140 20 W Switchable White LED Fresnel - Black

A0320141 20 W Switchable White LED Fresnel - White

ARTECTA

Specifications:

Light Src. Type: LED
LED Colour Type: WW / CW
Lumen Total: 537 lm
CRI: 95

Dimmable: Yes
Pwr. Cons.: 25 W
Weight: 2.1 kg
IP Rate: IP20 (indoor use only)
Colour: Black

FEATURES:

- 20 W LED Track Light Fresnel
- Compatible with Arctecta 3-phase tracks
- 2-step CCT: 3000 K & 6000 K
- Wide adjustable beam angle (13°–57°)
- Dimmer function
- Barndoor included
- Available in either black and white



Display Track Fresnel 50 SW

A0320150 50 W Switchable White LED Fresnel - Black

A0320151 50 W Switchable White LED Fresnel - White

ARTECTA

Specifications:

Light Src. Type: LED
LED Colour Type: WW / CW
Lumen Total: 3373 lm
CRI: 95

Dimmable: Yes
Pwr. Cons.: 55 W
Weight: 2.1 kg
IP Rate: IP20 (indoor use only)
Colour: Black

FEATURES:

- 50 W LED Track Light Fresnel
- Compatible with Arctecta 3-phase tracks
- 2-step CCT: 3000 K & 6000 K
- Wide adjustable beam angle (18°–58°)
- Dimmer function
- Barndoor included
- Available in either black and white



Display Track Profile 50 SW

A0320160 50 W Switchable White LED Profile - Black

A0320161 50 W Switchable White LED Profile - White

ARTECTA

Specifications:

Light Src. Type: LED
LED Colour Type: WW / CW
Lumen Total: 1504 lm
CRI: 95

Dimmable: Yes
Pwr. Cons.: 55 W
Weight: 5.6 kg
IP Rate: IP20 (indoor use only)
Colour: Black

FEATURES:

- 50 W LED Track Light Profile
- Compatible with Arctecta 3-phase tracks
- 2-step CCT: 3000 k & 6000 K
- Wide adjustable beam angle (13°–30°)
- Dimmer function
- Gobo holder included
- Available in either black and white

3-Phase Track 1000 mm

- A0331001** Black - RAL9004
- A0331002** White - RAL9003
- A0331003** Silver - RAL9006

ARTECTA

Specifications:

Pwr. Supp.: 240 VAC 50-60 Hz
Rated Curr. (A): 16 A
Length (m): 1 m
Colour: Black



3-Phase Track 2000 mm

- A0332001** Black - RAL9004
- A0332002** White - RAL9003
- A0332003** Silver - RAL9006

ARTECTA

Specifications:

Pwr. Supp.: 240 VAC 50-60Hz
Rated Curr. (A): 16 A
Length (m): 2 m
Colour: Black



Track Light Accessories

Track lighting

1-Phase Adapter

ARTECTA

- A0313101** Black - RAL9004
- A0313102** White - RAL9003
- A0313103** Silver - RAL9006



1-Phase Feed-In Connector

ARTECTA

- A0313201** Black - RAL9004
- A0313202** White - RAL9003
- A0313203** Silver - RAL9006



1-Phase End Cap

ARTECTA

- A0313301** Black - RAL9004
- A0313302** White - RAL9003
- A0313303** Silver - RAL9006



1-Phase Straight Connector

ARTECTA

- A0313401** Black - RAL9004
- A0313402** White - RAL9003
- A0313403** Silver - RAL9006



1-Phase Corner Connector

ARTECTA

- A0313501** Black - RAL9004
- A0313502** White - RAL9003
- A0313503** Silver - RAL9006



1-Phase Left T-Connector

ARTECTA

- A0313701** Black - RAL9004
- A0313702** White - RAL9003
- A0313703** Silver - RAL9006



1-Phase Right T-Connector

ARTECTA

- A0313711** Black - RAL9004
- A0313712** White - RAL9003
- A0313713** Silver - RAL9006



3-Phase Adapter

ARTECTA

- A0333101** Black - RAL9004
- A0333102** White - RAL9003
- A0333103** Silver - RAL9006



Lamp Fixing Set for 1-Phase Adapter

ARTECTA

- A0313104**



Lamp Fixing Set for 3-Phase Adapter

ARTECTA

- A0333105**



3-Phase Left Feed-In Connector

ARTECTA

- A0333201** Black - RAL9004
- A0333202** White - RAL9003
- A0333203** Silver - RAL9006



3-Phase Right Feed-In Connector

ARTECTA

- A0333211** Black - RAL9004
- A0333212** White - RAL9003
- A0333213** Silver - RAL9006



3-Phase Straight Connector

ARTECTA

- A0333401** Black - RAL9004
- A0333402** White - RAL9003
- A0333403** Silver - RAL9006



3-Phase Corner Connector

ARTECTA

- A0333501** Black - RAL9004
- A0333502** White - RAL9003
- A0333503** Silver - RAL9006



3-Phase Left T-Connector

ARTECTA

- A0333701** Black - RAL9004
- A0333702** White - RAL9003
- A0333703** Silver - RAL9006



3-Phase Right T-Connector

ARTECTA

- A0333711** Black - RAL9004
- A0333712** White - RAL9003
- A0333713** Silver - RAL9006



3-Phase End Cap

ARTECTA

- A0333301** Black - RAL9004
- A0333302** White - RAL9003
- A0333303** Silver - RAL9006



3-Phase Ceiling Kit

ARTECTA


- A0333801** Black - RAL9004
- A0333802** White - RAL9003
- A0333803** Silver - RAL9006



3-Phase Ceiling Suspension Kit

ARTECTA


- A0333811** Black - RAL9004 - with 1500 mm steel wire maximum
- A0333812** White - RAL9003 - with 1500 mm steel wire maximum
- A0333813** Silver - RAL9006 - with 1500 mm steel wire maximum



3-Phase Ceiling Suspension Kit

ARTECTA

- A0333821** Black - RAL9004 - with 1500 mm steel wire maximum
- A0333822** White - RAL9003 - with 1500 mm steel wire maximum
- A0333823** Silver - RAL9006 - with 1500 mm steel wire maximum



Strip Light Flex IP20

LED Strips



Havana Halo
A0851027



Havana Halo
A0851030



Havana Halo
A0851040



Havana Halo
A0851060



Havana Halo
A0851070

Product code	Power Supply	Power Consumption	CCT	Light Source Quantity /m	Lumen Output /m	Length (m)	Width (mm)	Cutting length (mm)	IP rating
A0851027	24 VDC	50 W	2700 K	512	1000	5	8	62,5	IP20
A0851030	24 VDC	50 W	3000 K	512	1080	5	8	62,5	IP20
A0851040	24 VDC	50 W	4000 K	512	1150	5	8	62,5	IP20
A0851060	24 VDC	50 W	6000 K	512	1100	5	8	62,5	IP20
A0851070	24 VDC	70 W	RGB	840	718	5	10	50	IP20



Havana Ribbon
1808 - 140
A0852600




Havana Ribbon
1808 - 140
A0852601




Havana Ribbon
1808 - 140
A0852602


Product code	Power Supply	Power Consumption	CCT	Light Source Quantity /m	Lumen Output /m	Length (m)	Width (mm)	Cutting length (mm)	IP rating
A0852600	24 VDC	36 W	2700 K	140	750	5	3	50	IP20
A0852601	24 VDC	36 W	3000 K	140	780	5	3	50	IP20
A0852602	24 VDC	36 W	4000 K	140	812	5	3	50	IP20



Havana Ribbon
1808 - 350
A0852610




Havana Ribbon
1808 - 350
A0852611



Havana Ribbon
1808 - 350
A0852612

Product code	Power Supply	Power Consumption	CCT	Light Source Quantity /m	Lumen Output /m	Length (m)	Width (mm)	Cutting length (mm)	IP rating
A0852610	24 VDC	90 W	2700 K	350	1850	5	10	20	IP20
A0852611	24 VDC	90 W	3000 K	350	1920	5	10	20	IP20
A0852612	24 VDC	90 W	4000 K	350	2016	5	10	20	IP20




**Havana Ribbon
120-24 V**
A0852043

**Havana Ribbon
120-24 V**
A0852040

**Havana Ribbon
120-24 V**
A0852041

**Havana Ribbon
120-24 V**
A0852044

Product code	Power Supply	Power Consumption	CCT	Light Source Quantity /m	Lumen Output /m	Length (m)	Width (mm)	Cutting length (mm)	IP rating
A0852043	24 VDC	48 W	2400 K	120	810	5	8	50	IP20
A0852040	24 VDC	48 W	2700 K	120	810	5	8	50	IP20
A0852041	24 VDC	48 W	3000 K	120	830	5	8	50	IP20
A0852044	24 VDC	48 W	4000 K	120	850	5	8	50	IP20



**Havana Ribbon
60-24 V**
A0852030

**Havana Ribbon
60-24 V**
A0852031

**Havana Ribbon
60-24 V**
A0852034

Product code	Power Supply	Power Consumption	CCT	Light Source Quantity /m	Lumen Output /m	Length (m)	Width (mm)	Cutting length (mm)	IP rating
A0852030	24 VDC	24 W	2700 K	60	430	5	8	100	IP20
A0852031	24 VDC	24 W	3000 K	60	440	5	8	100	IP20
A0852034	24 VDC	24 W	4000 K	60	450	5	8	100	IP20



**Havana Ribbon 3000 K
240 - 24 V**
A0852061

**Havana Ribbon
Tunable White**
A0851110

Product code	Power Supply	Power Consumption	CCT	Light Source Quantity /m	Lumen Output /m	Length (m)	Width (mm)	Cutting length (mm)	IP rating
A0852061	24 VDC	96 W	3000 K	240	1680	5	15	50	IP20

Product code	Power Supply	Power Consumption	CCT	Light Source Quantity /m	Lumen Output /m	Length (m)	Width (mm)	Cutting length (mm)	IP rating
A0851110	24 VDC	96 W	2200-4000 K	120	300	5	10	100	IP20

Strip Light Flex IP20

LED Strips



**Havana Ribbon
60-24 V**
A0852050



**Havana Ribbon
60-24 V**
A0852051



**Havana Ribbon
60-24 V**
A0852054


Product code	Power Supply	Power Consumption	CCT	Light Source Quantity /m	Lumen Output /m	Length (m)	Width (mm)	Cutting length (mm)	IP rating
A0852050	24 VDC	72 W	2700 K	60	1210	5	10	100	IP20
A0852051	24 VDC	72 W	3000 K	60	1250	5	10	100	IP20
A0852054	24 VDC	72 W	4000 K	60	1280	5	10	100	IP20



**Havana Ribbon
60-24 V**
A0852070



**Havana Ribbon
60-24 V**
A0852071



**Havana Ribbon
60-24 V**
A0852072


Product code	Power Supply	Power Consumption	CCT	Light Source Quantity /m	Lumen Output /m	Length (m)	Width (mm)	Cutting length (mm)	IP rating
A0852070	24 VDC	72 W	2700 K	60	1240	5	10	100	IP20
A0852071	24 VDC	72 W	3000 K	60	1260	5	10	100	IP20
A0852072	24 VDC	72 W	4000 K	60	1290	5	10	100	IP20



**Havana Ribbon
120-24 V**
A0852076



**Havana Ribbon
120-24 V**
A0852077




**Havana Ribbon
120-24 V**
A0852078


Product code	Power Supply	Power Consumption	CCT	Light Source Quantity /m	Lumen Output /m	Length (m)	Width (mm)	Cutting length (mm)	IP rating
A0852076	24 VDC	144 W	2700 K	120	2450	5	10	50	IP20
A0852077	24 VDC	144 W	3000 K	120	2510	5	10	100	IP20
A0852078	24 VDC	144 W	4000 K	120	2580	5	10	100	IP20



Havana Ribbon
240-24 V
A0852105



Havana Ribbon
240-24 V
A0852106



Havana Ribbon
240-24 V
A0852107

Product code	Power Supply	Power Consumption	CCT	Light Source Quantity /m	Lumen Output /m	Length (m)	Width (mm)	Cutting length (mm)	IP rating
A0852105	24 VDC	240 W	2700 K	240	4710	5	12	25	IP20
A0852106	24 VDC	240 W	3000 K	240	4790	5	12	25	IP20
A0852107	24 VDC	240 W	4000 K	240	4820	5	10	25	IP20



Havana Ribbon
2200-6000K
A0852350



Havana Ribbon
3000-6000 K
A0852020



Havana Ribbon
2200-6000K
A0852348

Product code	Power Supply	Power Consumption	CCT	Light Source Quantity /m	Lumen Output /m	Length (m)	Width (mm)	Cutting length (mm)	IP rating
A0852350	24 VDC	48 W	/	120	800	5	8	100	IP20
A0852020	24 VDC	96 W	/	120	1500	5	8	100	IP20
A0852348	24 VDC	72 W	/	60	1105	5	10	66,7	IP20



Havana Ribbon RGB
30-24V
A0852021



Havana Ribbon RGB
60-24 V
A0852022

Product code	Power Supply	Power Consumption	CCT	Light Source Quantity /m	Lumen Output /m	Length (m)	Width (mm)	Cutting length (mm)	IP rating
A0852021	24 VDC	36 W	/	30	295	5	10	166,7	IP20
A0852022	24 VDC	72 W	/	60	590	5	10	100	IP20

Strip Light Flex IP20


LED Strips



Havana Ribbon RGB
30-24V
A0852001




Havana Ribbon RGB
60-24 V
A0852002

Product code	Power Supply	Power Consumption	CCT	Light Source Quantity /m	Lumen Output /m	Length (m)	Width (mm)	Cutting length (mm)	IP rating
A0852001	24 VDC	36 W	/	60	590	5	10	100	IP20
A0852002	24 VDC	72 W	/	30	295	5	10	166,7	IP20



Havana Ribbon RGB
120 - 24 V
A0852003

Product code	Power Supply	Power Consumption	CCT	Light Source Quantity /m	Lumen Output /m	Length (m)	Width (mm)	Cutting length (mm)	IP rating
A0852003	24 VDC	144 W	/	120	1180	5	12	50	IP20





Havana Ribbon RGB
+ WW 24 V
A0852024

Havana Ribbon RGB
+ WW 24 V
A0852025

Havana Ribbon RGB
+ WW 24 V
A0852026



Product code	Power Supply	Power Consumption	CCT	Light Source Quantity /m	Lumen Output /m	Length (m)	Width (mm)	Cutting length (mm)	IP rating
A0852024	24 VDC	58 W	2200 K	72	567	5	10	166,7	IP20
A0852025	24 VDC	58 W	2400 K	72	578	5	10	166,7	IP20
A0852026	24 VDC	58 W	4000 K	72	591	5	10	166,7	IP20



Havana Ribbon
72-24 V RGB+WW
A0852004

Havana Ribbon
72-24 V RGB+CW
A0852005

Product code	Power Supply	Power Consumption	CCT	Light Source Quantity /m	Lumen Output /m	Length (m)	Width (mm)	Cutting length (mm)	IP rating
A0852004	24 VDC	58 W	3000 K	72	520	5	10	166,7	IP20
A0852005	24 VDC	24 W	6000 K	72	567	5	10	166,7	IP20



Havana Ribbon RGBW
24 V 4-in-1
A0852017

Havana Ribbon RGBW
24 V 4-in-1
A0852018

Havana Ribbon RGBW
24 V 4-in-1
A0852019

Product code	Power Supply	Power Consumption	CCT	Light Source Quantity /m	Lumen Output /m	Length (m)	Width (mm)	Cutting length (mm)	IP rating
A0852017	24 VDC	72 W	2200 K	60	850	5	12	100	IP20
A0852018	24 VDC	72 W	2400 K	60	860	5	12	/	IP20
A0852019	24 VDC	72 W	2700 K	60	820	5	12	100	IP20





Havana Ribbon RGBW
60 4-in-1
A0852006

Havana Ribbon RGBW
60 4-in-1
A0852007

Product code	Power Supply	Power Consumption	CCT	Light Source Quantity /m	Lumen Output /m	Length (m)	Width (mm)	Cutting length (mm)	IP rating
A0852006	24 VDC	96 W	3000 K	60	874	5	12	100	IP20
A0852007	24 VDC	96 W	6000 K	60	996	5	12	100	IP20

Strip Light Flex IP20

LED Strips




**Havana Ribbon RGBW
2400 K**
A0852028

**Havana Ribbon RGB
2400 K-6000 K**
A0852010

Product code	Power Supply	Power Consumption	CCT	Light Source Quantity /m	Lumen Output /m	Length (m)	Width (mm)	Cutting length (mm)	IP rating
A0852028	24 VDC	96 W	2400 K	120	935	5	10	100	IP20




Product code	Power Supply	Power Consumption	CCT	Light Source Quantity /m	Lumen Output /m	Length (m)	Width (mm)	Cutting length (mm)	IP rating
A0852010	24 VDC	120 W	2400 - 600 K	60	1280	5	12	100	IP20



**Havana Ribbon RGB
30 - 12 V**
A0852101

**Havana Ribbon RGB
60 - 12 V**
A0852102

Product code	Power Supply	Power Consumption	CCT	Light Source Quantity /m	Lumen Output /m	Length (m)	Width (mm)	Cutting length (mm)	IP rating
A0852101	12 VDC	72 W	/	30	295	5	10	100	IP20
A0852102	12 VDC	72 W	/	60	590	5	10	50	IP20




**Havana Ribbon Red
60-24 V**
A0852134

**Havana Ribbon Green
60-24 V**
A0852135

**Havana Ribbon Blue
60-24 V**
A0852136

Product code	Power Supply	Power Consumption	CCT	Light Source Quantity /m	Lumen Output /m	Length (m)	Width (mm)	Cutting length (mm)	IP rating
A0852134	24 VDC	72 W	/	60	420	5	10	100	IP20
A0852135	24 VDC	72 W	/	60	1110	5	10	100	IP20
A0852136	24 VDC	72 W	/	60	240	5	10	100	IP20



**Havana Ribbon Red
240S - 24 V**

A0852146

Product code	Power Supply	Power Consumption	CCT	Light Source Quantity /m	Lumen Output /m	Length (m)	Width (mm)	Cutting length (mm)	IP rating
A0852146	24 VDC	96 W	/	240	560	5	10	25	IP20



**Havana Flex 60-24
VDC**

A0852300

**Havana Flex 60-24
VDC**

A0852301

**Havana Flex 60-24
VDC**

A0852302

Product code	Power Supply	Power Consumption	CCT	Light Source Quantity /m	Lumen Output /m	Length (m)	Width (mm)	Cutting length (mm)	IP rating
A0852300	24 VDC	24 W	2700 K	60	408	5	6	100	IP20
A0852301	24 VDC	24 W	3000 K	60	440	5	6	/	IP20
A0852302	24 VDC	24 W	4000 K	60	460	5	6	100	IP20




**Havana Pixel Strip
RGB 24 V**

A0852126

Product code	Power Supply	Power Consumption	CCT	Light Source Quantity /m	Lumen Output /m	Length (m)	Width (mm)	Cutting length (mm)	IP rating
A0852126	24 VDC	72 W	/	60	430	5	10	100	IP20

Strip Light Flex IP20

LED Strips



Havana Ribbon UV
60 - 24 V
A0852008

Havana Ribbon UV
60 - 24 V
A0852035

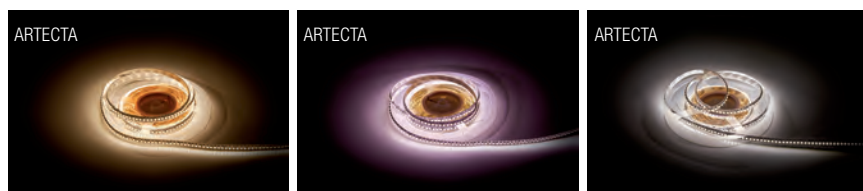
Product code	Power Supply	Power Consumption	CCT	Light Source Quantity /m	Lumen Output /m	Length (m)	Width (mm)	Cutting length (mm)	IP rating
A0852008	24 VDC	72 W	/	60	300	5	10	100	IP20
A0852035	24 VDC	24 W	/	60	60	5	8	100	IP20



Havana Food - 180-24 V
A0852500 MEAT / BACON

Havana Food - 180 - 24 V
A0852501 BREAD / CAKE

Havana Food - 180-24 V
A0852502 DAIRY / GOLD



Havana Food - 180-24 V
A0852503 FRUIT

Havana Food - 180-24 V
A0852504 FRESH MEAT

Havana Food - 180-24 V
A0852505 SEAFOOD

Product code	Power Supply	Power Consumption	CCT	Light Source Quantity /m	Lumen Output /m	Length (m)	Width (mm)	Cutting length (mm)	IP rating
A0852500	24 VDC	72 W	2000 K	180	800	5	10	33,3	IP20
A0852501	24 VDC	72 W	2400 K	120	800	5	10	33,3	IP20
A0852502	24 VDC	72 W	2700 K	180	800	5	10	33,3	IP20
A0852503	24 VDC	72 W	3000 K	180	800	5	10	33,3	IP20
A0852504	24 VDC	72 W	3500 K	180	800	5	10	33,3	IP20
A0852505	24 VDC	72 W	4200 K	180	800	5	10	33,3	IP20



Havana Ribbon Warm on Dim

A0851100

Product code	Power Supply	Power Consumption	CCT	Light Source Quantity /m	Lumen Output /m	Length (m)	Width (mm)	Cutting length (mm)	IP rating
A0851100	24 VDC	75 W	2000 - 2700 K	168	1450	5	10	25	IP20




Havana Ribbon Single Cut 60

A0852570



Havana Ribbon Single Cut 60

A0852571



Havana Ribbon Single Cut 60

A0852572

Product code	Power Supply	Power Consumption	CCT	Light Source Quantity /m	Lumen Output /m	Length (m)	Width (mm)	Cutting length (mm)	IP rating
A0852570	24 VDC	36 W	2700	60	580	5	8	16,7	IP20
A0852571	24 VDC	36 W	3000	60	650	5	8	16,7	IP20
A0852572	24 VDC	36 W	4000	60	700	5	8	16,7	IP20




Havana Ribbon Single Cut 120

A0852573



Havana Ribbon Single Cut 120

A0852574



Havana Ribbon Single Cut 120

A0852575

Product code	Power Supply	Power Consumption	CCT	Light Source Quantity /m	Lumen Output /m	Length (m)	Width (mm)	Cutting length (mm)	IP rating
A0852573	24 VDC	48 W	2700	120	750	5	8	8,3	IP20
A0852574	24 VDC	48 W	3000	120	820	5	8	8,3	IP20
A0852575	24 VDC	48 W	4000	120	900	5	8	8,3	IP20

Strip Light Flex IP20

LED Strips



**Havana Ribbon
60 - CRI 90**

A0852580

**Havana Ribbon
60 - CRI 90**

A0852581

**Havana Ribbon
60 - CRI 90**

A0852582

**Havana Ribbon
60 - CRI 90**

A0852583

Product code	Power Supply	Power Consumption	CCT	Light Source Quantity /m	Lumen Output /m	Length (m)	Width (mm)	Cutting length (mm)	IP rating
A0852580	24 VDC	24 W	2400 K	60	350	5	8	100	IP20
A0852581	24 VDC	24 W	2700 K	60	380	5	8	100	IP20
A0852582	24 VDC	24 W	3000 K	60	400	5	8	100	IP20
A0852583	24 VDC	24 W	4000 K	60	410	5	8	100	IP20



**Havana Ribbon
120 - CRI 90**

A0852584

**Havana Ribbon
120 - CRI 90**

A0852585

**Havana Ribbon
120 - CRI 90**

A0852586

**Havana Ribbon
120 - CRI 90**

A0852587

Product code	Power Supply	Power Consumption	CCT	Light Source Quantity /m	Lumen Output /m	Length (m)	Width (mm)	Cutting length (mm)	IP rating
A0852584	24 VDC	48 W	2400 K	120	640	5	8	50	IP20
A0852585	24 VDC	48 W	2700 K	120	680	5	8	50	IP20
A0852586	24 VDC	24 W	3000 K	120	770	5	8	50	IP20
A0852587	24 VDC	24 W	4000 K	120	840	5	8	50	IP20



**Santiago Ribbon
60-24V**
A0852200

**Santiago Ribbon
60-24V**
A0852201

**Santiago Ribbon
60-24V**
A0852202

**Santiago Ribbon
60-24V**
A0852203

Product code	Power Supply	Power Consumption	CCT	Light Source Quantity /m	Lumen Output /m	Length (m)	Width (mm)	Cutting length (mm)	IP rating
A0852200	24 VDC	96 W	2400 K	60	400	20	10	100	IP20
A0852201	24 VDC	96 W	2700 K	60	420	20	10	100	IP20
A0852202	24 VDC	96 W	3000 K	60	450	20	10	100	IP20
A0852203	24 VDC	24 W	4000 K	60	460	20	10	100	IP20



**Santiago Ribbon
120-24V**
A0852220

**Santiago Ribbon
120-24V**
A0852221

**Santiago Ribbon
120-24V**
A0852222

**Santiago Ribbon
120-24V**
A0852223

Product code	Power Supply	Power Consumption	CCT	Light Source Quantity /m	Lumen Output /m	Length (m)	Width (mm)	Cutting length (mm)	IP rating
A0852220	24 VDC	192 W	2400 K	120	760	20	10	50	IP20
A0852221	24 VDC	192 W	2700 K	120	780	20	10	50	IP20
A0852222	24 VDC	192 W	3000 K	120	850	20	10	50	IP20
A0852223	24 VDC	192 W	4000 K	120	840	20	10	50	IP20



**Havana Ribbon
1808 - 350**
A0852610

**Havana Ribbon
1808 - 350**
A0852611

**Havana Ribbon
1808 - 350**
A0852612

Product code	Power Supply	Power Consumption	CCT	Light Source Quantity /m	Lumen Output /m	Length (m)	Width (mm)	Cutting length (mm)	IP rating
A0852610	24 VDC	48 W	2700	120	750	5	8	8,3	IP20
A0852611	24 VDC	48 W	3000	120	820	5	8	8,3	IP20
A0852612	24 VDC	48 W	4000	120	900	5	8	8,3	IP20

Strip Light Flex IP62

LED Strips



**Havana Dropper
120-24 V**
A0856567

**Havana Dropper
120-24 V**
A0856568

**Havana Dropper
120-24 V**
A0856569

**Havana Dropper
120-24 V**
A0856570

**Havana Dropper
120-24 V**
A0856571

Product code	Power Supply	Power Consumption	CCT	Light Source Quantity /m	Lumen Output /m	Length (m)	Width (mm)	Cutting length (mm)	IP rating
A0856567	24 VDC	48 W	2400 K	120	780	5	8	50	IP62
A0856568	24 VDC	48 W	2700 K	120	800	5	8	50	IP62
A0856569	24 VDC	48 W	3000 K	120	820	5	8	50	IP62
A0856570	24 VDC	48 W	4000 K	120	830	5	8	50	IP62
A0856571	24 VDC	48 W	6000 K	120	870	5	8	50	IP62



**Havana Dropper
30-24 V**
A0856527

**Havana Dropper
30-24 V**
A0856528

**Havana Dropper
30-24 V**
A0856529

**Havana Dropper
30-24 V**
A0856530

**Havana Dropper
30-24 V**
A0856531

Product code	Power Supply	Power Consumption	CCT	Light Source Quantity /m	Lumen Output /m	Length (m)	Width (mm)	Cutting length (mm)	IP rating
A0856527	24 VDC	36 W	2400 K	30	620	5	10	166,7	IP62
A0856528	24 VDC	36 W	2700 K	30	610	5	10	166,7	IP62
A0856529	24 VDC	36 W	3000 K	30	620	5	10	166,7	IP62
A0856530	24 VDC	36 W	4000 K	30	630	5	10	166,7	IP62
A0856531	24 VDC	36 W	6000 K	30	630	5	10	166,7	IP62



**Havana Dropper
60-24 V**
A0856532

**Havana Dropper
60-24 V**
A0856533

**Havana Dropper
60-24 V**
A0856534

**Havana Dropper
60-24 V**
A0856535

**Havana Dropper
60-24 V**
A0856536

Product code	Power Supply	Power Consumption	CCT	Light Source Quantity /m	Lumen Output /m	Length (m)	Width (mm)	Cutting length (mm)	IP rating
A0856532	24 VDC	36 W	2400 K	60	1200	5	10	100	IP62
A0856533	24 VDC	72 W	2700 K	60	1230	5	10	100	IP62
A0856534	24 VDC	72 W	3000 K	60	1250	5	10	100	IP62
A0856535	24 VDC	72 W	4000 K	60	1280	5	10	100	IP62
A0856536	24 VDC	72 W	6000 K	60	1324	5	10	100	IP62



**Havana Dropper
120-24 V**
A0856537

**Havana Dropper
120-24 V**
A0856538

**Havana Dropper
120-24 V**
A0856539

**Havana Dropper
120-24 V**
A0856540

**Havana Dropper
120-24 V**
A0856541

Product code	Power Supply	Power Consumption	CCT	Light Source Quantity /m	Lumen Output /m	Length (m)	Width (mm)	Cutting length (mm)	IP rating
A0856537	24 VDC	144 W	2400 K	120	2361	5	10	50	IP62
A0856538	24 VDC	144 W	2700 K	120	2400	5	10	50	IP62
A0856539	24 VDC	144 W	3000 K	120	2500	5	10	50	IP62
A0856540	24 VDC	144 W	4000 K	120	2580	5	10	50	IP62
A0856541	24 VDC	144 W	6000 K	120	2560	5	10	50	IP62



**Havana Dropper
240-24 V**
A0856542

**Havana Dropper
240-24 V**
A0856543

**Havana Dropper
240-24 V**
A0856544

**Havana Dropper
240-24 V**
A0856545

**Havana Dropper
240-24 V**
A0856546

Product code	Power Supply	Power Consumption	CCT	Light Source Quantity /m	Lumen Output /m	Length (m)	Width (mm)	Cutting length (mm)	IP rating
A0856542	24 VDC	288 W	2400 K	240	4723	5	12	25	IP62
A0856543	24 VDC	288 W	2700 K	240	4900	5	12	25	IP62
A0856544	24 VDC	288 W	3000 K	240	5000	5	12	25	IP62
A0856545	24 VDC	288 W	4000 K	240	5150	5	12	25	IP62
A0856546	24 VDC	288 W	6000 K	240	5300	5	12	25	IP62

Strip Light Flex IP62

LED Strips



**Havana Dropper
60 - CRI 90**
A0856420



**Havana Dropper
60 - CRI 90**
A0856421



**Havana Dropper
60 - CRI 90**
A0856422



**Havana Dropper
60 - CRI 90**
A0856423

Product code	Power Supply	Power Consumption	CCT	Light Source Quantity /m	Lumen Output /m	Length (m)	Width (mm)	Cutting length (mm)	IP rating
A0856420	24 VDC	24 W	2400 K	60	290	5	8	100	IP62
A0856421	24 VDC	24 W	2700 K	60	310	5	8	100	IP62
A0856422	24 VDC	24 W	3000 K	60	330	5	8	100	IP62
A0856423	24 VDC	24 W	4000 K	60	340	5	8	100	IP62



**Havana Dropper
120 - CRI 90**
A0856424



**Havana Dropper
120 - CRI 90**
A0856425



**Havana Dropper
120 - CRI 90**
A0856426



**Havana Dropper
120 - CRI 90**
A0856427


Product code	Power Supply	Power Consumption	CCT	Light Source Quantity /m	Lumen Output /m	Length (m)	Width (mm)	Cutting length (mm)	IP rating
A0856424	24 VDC	48 W	2400 K	120	530	5	8	50	IP62
A0856425	24 VDC	48 W	2700 K	120	310	5	8	50	IP62
A0856426	24 VDC	48 W	3000 K	120	330	5	8	50	IP62
A0856427	24 VDC	48 W	4000 K	120	340	5	8	50	IP62



**Havana Dropper
RGBW, 120-24 V**
A0856400



**Havana Dropper
RGBW, 120-24 V**
A0856401



**Havana Dropper
RGBW, 120-24 V**
A0856402

Product code	Power Supply	Power Consumption	CCT	Light Source Quantity /m	Lumen Output /m	Length (m)	Width (mm)	Cutting length (mm)	IP rating
A0856400	24 VDC	58 W	2400 K	14	470	5	10	166,7	IP62
A0856401	24 VDC	58 W	2700 K	14	500	5	12	166,7	IP62
A0856402	24 VDC	58 W	3000 K	14	510	5	10	166,7	IP62


Strip Light Flex IP62
LED Strips



**Havana Dropper
RGB 60 - 24 V**
A0856553




**Havana Dropper
RGBW 4-in-1, 60-24 V**
A0856411



**Havana Dropper
RGBW 4-in-1, 60-24 V**
A0856412

Product code	Power Supply	Power Consumption	CCT	Light Source Quantity /m	Lumen Output /m	Length (m)	Width (mm)	Cutting length (mm)	IP rating
A0856553	24 VDC	72 W	/	60	590	5	10	100	IP21
A0856411	24 VDC	96 W	2700 K	60	660	5	12	100	IP62
A0856412	24 VDC	96 W	3000 K	60	670	5	12	100	IP62

Strip Light Flex IP68
LED Strips



**Havana Jade
60-24 V**
A0856803



**Havana Jade
60-24 V**
A0856806

Product code	Power Supply	Power Consumption	CCT	Light Source Quantity /m	Lumen Output /m	Length (m)	Width (mm)	Cutting length (mm)	IP rating
A0856803	24 VDC	24 W	3000 K	60	390	5	10	100	IP68
A0856806	24 VDC	24 W	6000 K	60	408	5	10	100	IP68

Strip Light Flex IP68

LED Strips



**Havana Jade
120-24 V**
A0856812



**Havana Jade
120-24 V**
A0856813



**Havana Jade
120-24 V**
A0856817



**Havana Jade 120-
24 V**
A0856816

Product code	Power Supply	Power Consumption	CCT	Light Source Quantity /m	Lumen Output /m	Length (m)	Width (mm)	Cutting length (mm)	IP rating
A0856812	24 VDC	48 W	2700 K	120	750	5	10	50	IP68
A0856813	24 VDC	48 W	3000 K	120	780	5	10	50	IP68
A0856817	24 VDC	48 W	4000 K	120	790	5	10	50	IP68
A0856816	24 VDC	48 W	6000 K	120	810	5	10	50	IP68



**Havana Jade
240-24 V**
A0856823



**Havana Jade
240-24 V**
A0856818



**Havana Jade
240-24 V**
A0856826


Product code	Power Supply	Power Consumption	CCT	Light Source Quantity /m	Lumen Output /m	Length (m)	Width (mm)	Cutting length (mm)	IP rating
A0856823	24 VDC	96 W	3000 K	240	1632	5	18	50	IP68
A0856828	24 VDC	96 W	4000 K	240	1625	5	18	50	IP68
A0856826	24 VDC	96 W	6000 K	120	1632	5	18	/	IP68



**Havana Jade RGBW
120-24 V**
A0852127



**Havana Jade RGBW
120-24 V**
A0852128



**Havana Jade RGBW
120-24 V**
A0852129

Product code	Power Supply	Power Consumption	CCT	Light Source Quantity /m	Lumen Output /m	Length (m)	Width (mm)	Cutting length (mm)	IP rating
A0852127	24 VDC	96 W	2400 K	120	789	5	12.5	100	IP68
A0852128	24 VDC	96 W	2700 K	120	789	5	12.5	100	IP68
A0852129	24 VDC	96 W	3000 K	120	798	5	12.5	100	IP68



Havana Neon 410
A0853100

Havana Neon 410
A0853101

Havana Neon 410
A0853102

Product code	Power Supply	Power Consumption	CCT	Light Source Quantity /m	Lumen Total	Length (m)	Width (mm)	Cutting length (mm)	IP rating
A0853100	24 VDC	50 W	2700 K	144	130	5	4	42	IP65
A0853101	24 VDC	50 W	3000 K	144	150	5	4	42	IP65
A0853102	24 VDC	50 W	4000 K	144	160	5	4	42	IP65



Havana Neon 1010
A0853300

Havana Neon 1010
A0853301

Havana Neon 1010
A0853302

Product code	Power Supply	Power Consumption	CCT	Light Source Quantity /m	Lumen Total	Length (m)	Width (mm)	Cutting length (mm)	IP rating
A0853300	24 VDC	70 W	2700 K	180	1000	5	10	33,3	IP65
A0853301	24 VDC	70 W	3000 K	180	1030	5	10	33,3	IP65
A0853302	24 VDC	70 W	4000 K	180	1060	5	10	33,3	IP65



Havana Neon 1018
A0853200


Havana Neon 1018
A0853201

Havana Neon 1018
A0853202

Havana Neon 1018
A0853210

Product code	Power Supply	Power Consumption	CCT	Light Source Quantity /m	Lumen Total	Length (m)	Width (mm)	Cutting length (mm)	IP rating
A0853300	24 VDC	70 W	2700 K	180	1000	5	10	33,3	IP65
A0853301	24 VDC	70 W	3000 K	180	1030	5	10	33,3	IP65
A0853302	24 VDC	70 W	4000 K	180	1060	5	10	33,3	IP67
A0853210	24 VDC	70	/	60	200	5	10	100	IP67

Neon Flex Light LED Strips



Havana Neon RGB Pixel A0852150

Product code	Power Supply	Power Consumption	CCT	Light Source Quantity /m	Lumen Total	Length (m)	Width (mm)	Cutting length (mm)	IP rating
A0852150	24 VDC	72 W	/	60	140	5	10	100	IP67



Pensacola 2700K A0854100

Product code	Power Supply	Power Consumption	CCT	Light Source Quantity /m	Lumen Total	Length (m)	Width (mm)	Cutting length (mm)	IP rating
A0854100	24 VDC	160 W	2700 K	24	1020	10	23	250	IP65

Strip Light Rigid LED Strips

ARTECTA

ARTECTA

ARTECTA



Havana Rigid 3000 K 72 - 24 VDC

A0866705

Havana Rigid 6000 K 72 - 24 VDC

A0866706

Havana Rigid RGB 72 - 24 VDC

A0866704

Product code	Power Supply	Power Consumption	CCT	Light Source Quantity /m	Lumen Total	Length (m)	Width (mm)	Cutting length (mm)	IP rating
A0866705	24 VDC	17.2 W	3000 K	72	965	1	/	/	IP65
A0866706	24 VDC	17.2 W	6000 K	72	1115	1	/	/	IP65
A0866704	24 VDC	17.2 W	4000 K	72	612	1	/	/	IP65

ARTECTA

ARTECTA

ARTECTA



Strip Light Strings LED Strips

Cayenne 70

A0866790

Cayenne RGB

A0866786

Cayenne RGBW

A0866787

Product code	Power Supply	Power Consumption	CCT	Light Source Quantity /m	Lumen Total	Length (m)	Width (mm)	Cutting length (mm)	IP rating
A0866790	12 VDC	14.4 W	10000 K	72	1400	35	0.15	/	IP65
A0866786	12 VDC	13 W	6000 K	72	33	0.085	17.5	/	IP65
A0866787	24 VDC	0.65 W	4000 K	6	53	0.085	17.5	/	IP65

Profiles
LED Strips




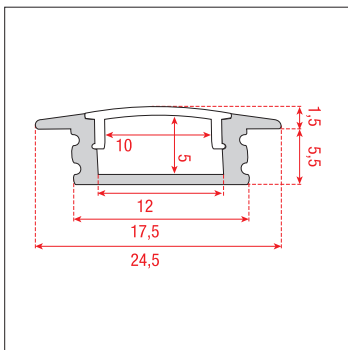
Profile Pro 1 Recessed

A9930431 1 cover, black + 4 pcs End Caps

ARTECTA

Specifications:

Height (mm): 8.5 mm
 Width (mm): 23.1 mm
 Length (m): 2 m
 Colour: Black
 Incl. Acc.: End Cap



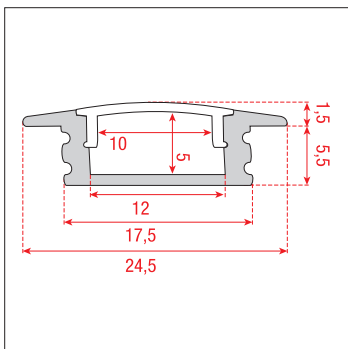
Profile Pro 1 Recessed

A9930302 Natural Anodised Aluminium

ARTECTA

Specifications:

Height (mm): 8.5 mm
 Width (mm): 23.1 mm
 Length (m): 2 m
 Colour: Silver



Profile Pro 5 Square

A9930305 Natural Anodised Aluminium

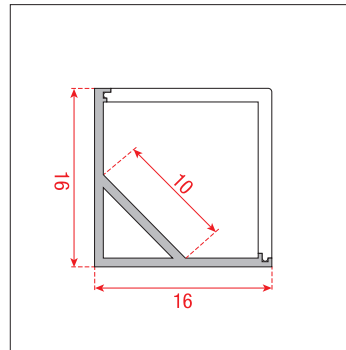

ARTECTA

Specifications:

Height (mm): 16 mm
Width (mm): 16 mm
Length (m): 2 m
Colour: Silver

End Cap Set Profile Pro 5

A9930355 Set of 2 pcs



Profile Pro 6 Corner

A9930306 Natural Anodised Aluminium

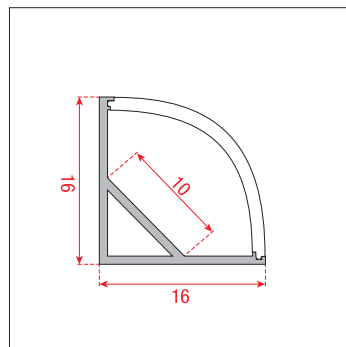
ARTECTA

Specifications:


Height (mm): 16 mm
Width (mm): 16 mm
Length (m): 2 m
Colour: Silver

End Cap Set Profile Pro 6

A9930356 Set of 2 pcs



Profiles
LED Strips



Profile Pro 8 Round

A9930308 Natural Anodised Aluminium

ARTECTA

Specifications:

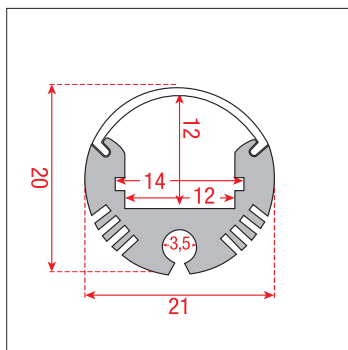
Height (mm): 21 mm
Width (mm): 21 mm
Length (m): 2 m
Colour: Silver

End Cap Set Profile Pro 8

A9930358 Set of 2 pcs


Pro 8 Suspension Kit

A9931308



Pro 8 Mounting Bracket

A9930363 1 piece



Profile Pro 9 Surface

A9930309 Natural Anodised Aluminium

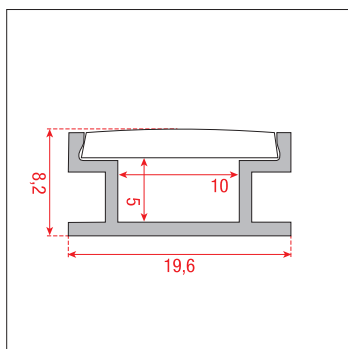
ARTECTA

Specifications:

Height (mm): 8.2 mm
Width (mm): 19.6 mm
Length (m): 2 m
Colour: Silver

End Cap Set Profile Pro 9

A9930359 Set of 2 pcs



Profile Pro 10 Surface

A9930310 Natural Anodised Aluminium

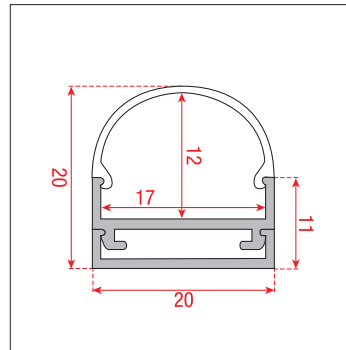
ARTECTA

Specifications:

Height (mm): 20 mm
 Width (mm): 20 mm
 Length (m): 2 m
 Colour: Silver

End Cap Set Profile Pro 10

A9930360 Set of 2 pcs



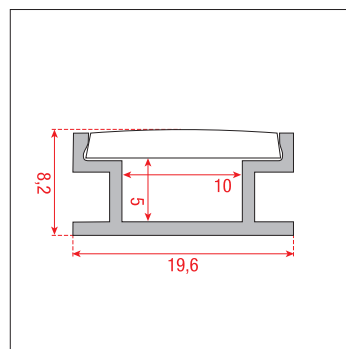
Profile Pro-Line 9

A9930415 Black profile - for <10 mm wide LED Strips - 2 m

ARTECTA

Specifications:

Height (mm): 8.2 mm
 Width (mm): 19.6 mm
 Length (m): 2 m
 Colour: Black



Profiles
LED Strips



Profile Pro 11 Surface

A9930311 Natural Anodised Aluminium

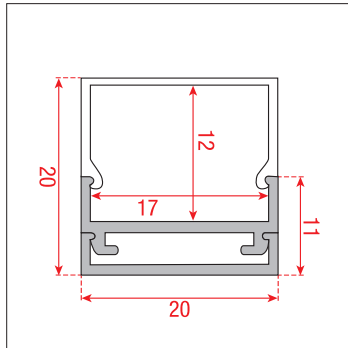
ARTECTA

Specifications:

Height (mm): 20 mm
Width (mm): 20 mm
Length (m): 2 m
Colour: Silver

End Cap Set Profile Pro 11

A9930361 Set of 2 pcs



Profile Pro 12 Surface

A9930312 Natural Anodised Aluminium

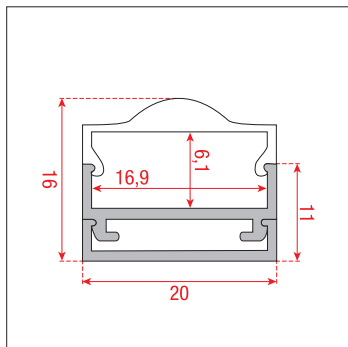
ARTECTA

Specifications:

Height (mm): 16 mm
Width (mm): 20 mm
Length (m): 2 m
Colour: Silver

End Cap Set Profile Pro 12

A9930362 Set of 2 pcs



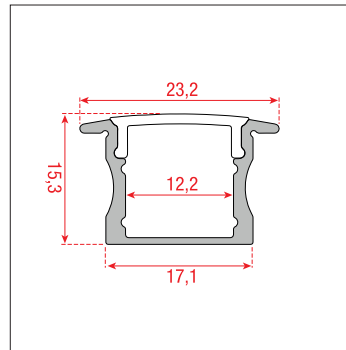

Profile Pro-line 17 Recessed

A9930432 2 m, black

ARTECTA

Specifications:

Height (mm): 15.3 mm
 Width (mm): 23.2 mm
 Length (m): 2 m
 Colour: Black
 Incl. Acc.: End Cap



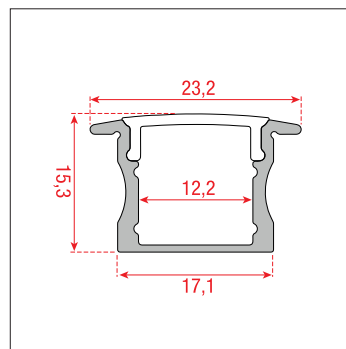
Profile Pro-line 17 Recessed

A9930401 Natural Anodised Aluminium

ARTECTA

Specifications:

Height (mm): 15.3 mm
 Width (mm): 23.2 mm
 Length (m): 2 m
 Colour: Silver



Pro-Line 17 End Caps

A9931401 Set of 4 pcs

Profiles LED Strips



Profile Pro-Line 18 Recessed

A9930402 Natural Anodised Aluminium

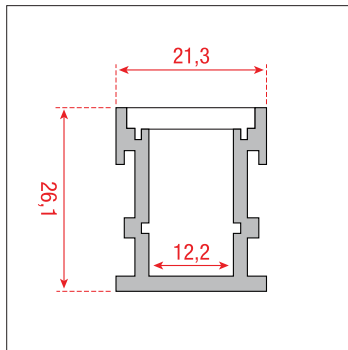
ARTECTA

Specifications:

Height (mm): 21.3 mm
Width (mm): 26.1 mm
Length (m): 2 m
Colour: Silver

Pro-Line 18 End Caps

A9931407 Set of 2 pcs



Profile Pro-Line 19 Recessed

A9930403 Natural Anodised Aluminium

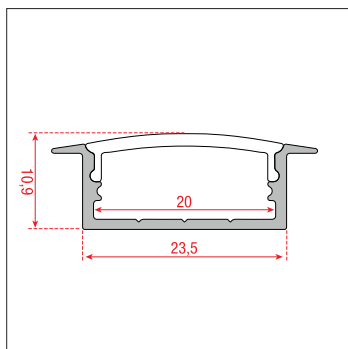
ARTECTA

Specifications:

Height (mm): 10.9 mm
Width (mm): 23.5 mm
Length (m): 2 m
Colour: Silver

Pro-Line 19 End Caps

A9931403 Set of 4 pcs



Profile Pro-Line 20 Corner

A9930404 Natural Anodised Aluminium

ARTECTA

Specifications:

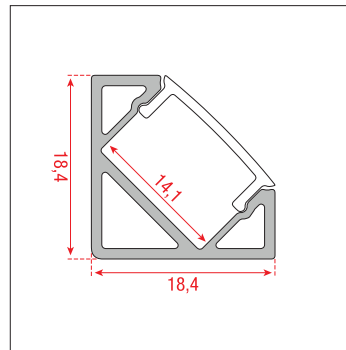

Height (mm): 18.4 mm
 Width (mm): 18.4 mm
 Length (m): 2 m
 Colour: Silver

Pro-Line 20 End Caps

A9932422 Set of 4 pcs

Pro-Line 20 Mounting Clips

A9931402 Set of 2 pcs



Profile Pro-Line 21 Corner

A9930405 Natural Anodised Aluminium

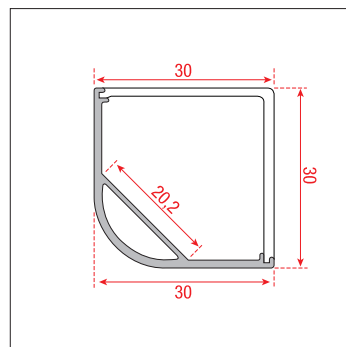

ARTECTA

Specifications:

Height (mm): 30 mm
 Width (mm): 30 mm
 Length (m): 2 m
 Colour: Silver

Pro-Line 21 End Caps

A9932404 Set of 2 pcs



Profiles
LED Strips



Profile Pro-Line 22 Corner

A9930406 Natural Anodised Aluminium

ARTECTA

Specifications:

Height (mm): 30 mm
Width (mm): 30 mm
Length (m): 2 m
Colour: Silver

Pro-Line 22 Connection 90°

A9930481 1 piece

Pro-Line 22 Mounting Clips


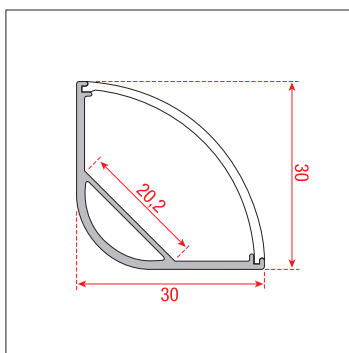
A9931405 Set of 2 pcs

Pro-Line 22 End Caps

A9932405 2 sets of 2 pcs

Pro-Line 22 straight Connection

A9930480 1 piece



Profile Pro-Line 23 Surface

A9930407 Natural Anodised Aluminium

ARTECTA

Specifications:

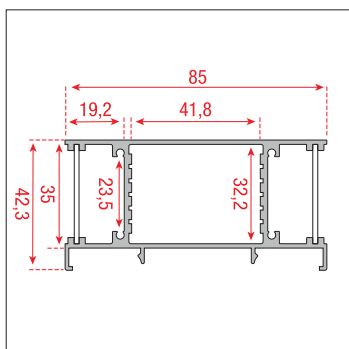
Height (mm): 42.3 mm
Width (mm): 85 mm
Length (m): 2 m
Colour: Silver

Pro-Line 23 End Caps

A9932409 Set of 2 pcs

Pro-Line 23 Mounting Clips

A9931409 Set of 2 pcs



Profile Pro-Line 24 Surface

A9930408 Natural Anodised Aluminium

ARTECTA

Specifications:

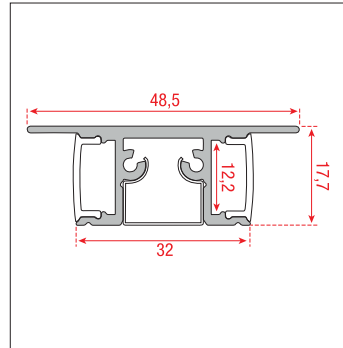
Height (mm): 17.7 mm
 Width (mm): 48.5 mm
 Length (m): 2 m
 Colour: Silver

Pro-Line 24 End Caps

A9932408 4 pieces

Pro-Line 24 Mounting Clips

A9931406 1 piece



Profile Pro-Line 25 Surface

A9930409 Natural Anodised Aluminium

ARTECTA

Specifications:

Height (mm): 35 mm
 Width (mm): 35 mm
 Length (m): 2 m
 Colour: Silver

Pro-Line 25 End Caps

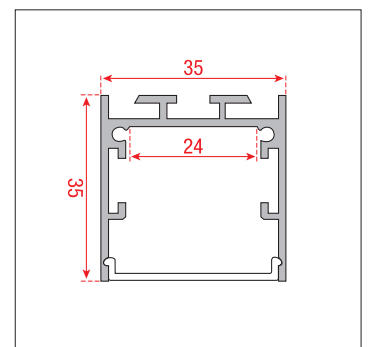
A9932406 Set of 2 pcs

Pro-Line 25 Connection 90°

A9930482 Set of 2 pcs

Pro-Line 25 Connection 120°

A9930483 Set of 2 pcs



Profiles

LED Strips



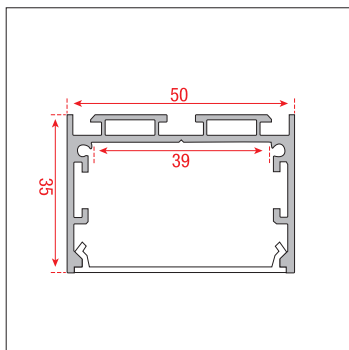
Profile Pro-Line 26 Surface

A9930410 Natural Anodised Aluminium

ARTECTA

Specifications:

Height (mm): 35 mm
 Width (mm): 50 mm
 Length (m): 2 m
 Colour: Silver



Pro-Line 26 End Caps

A9932410 Set of 2 pcs

Pro-Line 26 Mounting Clips

A9931410 Set of 2 pcs

Pro-Line 26 Suspension Kit

A9930484 1 kit

Profile Pro-Line 26

A9930416 Black profile - for <39 mm wide LED Strips - 2 m



Profile Pro-Line 27 Stair

A9930411 Black Anodised Aluminium

A9930412 Natural Anodised Aluminium

ARTECTA

Specifications:

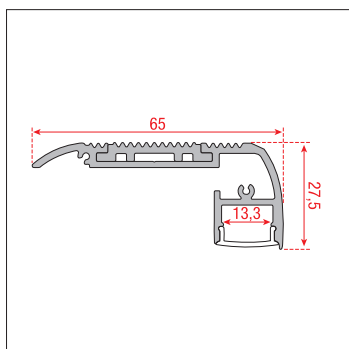
Height (mm): 27.5 mm
 Width (mm): 65 mm
 Length (m): 2 m
 Colour: Black

Profile Pro-Line 27 Anod Endcaps

A9931411 Set of 2 pcs, black

Profile Pro-Line 27 Anod Endcaps

A9931412 Set of 2 pcs, light grey




Profile Pro-Line 28

A9930413 Including end caps

ARTECTA

Specifications:

Height (mm): 35 mm
Width (mm): 65 mm
Length (m): 2 m
Colour: Silver



Pro-Line 28 End Caps

A9932413 Set of 2 pcs

Pro-Line 28 Mounting Clips

A9931413 Set of 2 clips incl. 4 screws

Pro-Line 28 Connection 90°

A9934413 Including connection set

Pro-Line 28 straight Connection

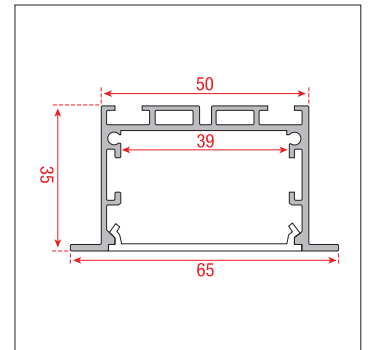
A9933413 Set of 2 pieces

Pro-Line 28 T-connection

A9935413 Including connection set

Pro-Line 28 Cross Connection

A9936413 Including connection set



Profile Pro-Line 29


A9930421 Black LED Strip Profile

A9930412 Natural Anodised Aluminium

ARTECTA

Specifications:

Height (mm): 27.5 mm
Width (mm): 65 mm
Length (m): 2 m
Colour: Black



End Caps for Pro-Line 29

A9930423 2 pcs - black

End Caps for Pro-Line 29

A9930422 2 pcs - grey

Mounting Clips for Pro-Line 29

A9930424 10 pcs

Mounting Bracket for Pro-Line 29

A9930425 10 pcs - 45° tiltable

90° Horizontal Angle for Pro-Line 29

A9930426 Angle connector - 1 pcs

90° Vertical Angle for Pro-Line 29

A9930427 Angle connector - 1 pcs

135° Horizontal Angle for Pro-Line 29

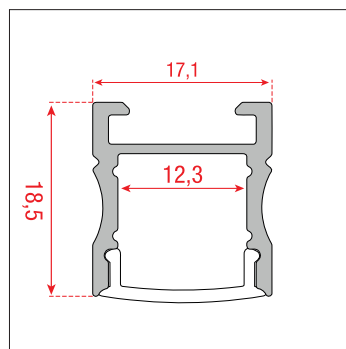
A9930428 Angle connector - 1 pcs

135° Vertical Angle for Pro-Line 29

A9930429 Angle connector - 1 pcs

Connection Strip for Pro-Line 29

A9930430 Straight connector - 1 pcs



Profiles
LED Strips

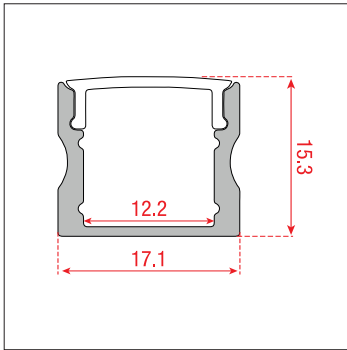


Profile Pro-Line 30 Aluminium
A9930096 Black and silver LED strip profile

ARTECTA

Specifications:

Height (mm):	15 mm
Width (mm):	16 mm
Length (m):	2 m
Colour:	Silver

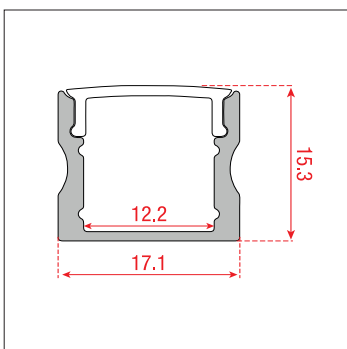


Profile Pro 30
A9930098 Black profile - for <12 mm wide LED Strips up to
15 W/m - 2 m

ARTECTA

Specifications:

Height (mm):	15.3 mm
Width (mm):	17.1 mm
Length (m):	2 m
Colour:	Black



Profile LED aluminium + 2 Covers + End Caps

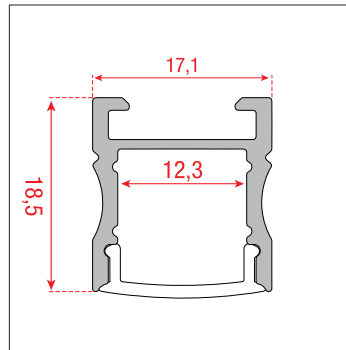

A9930090 2000 x 17.1 x 8 mm

A9930091 2000 x 17.1 x 8 mm

ARTECTA

Specifications:

Height (mm): 27.5 mm
Width (mm): 65 mm
Length (m): 2 m
Colour: Black



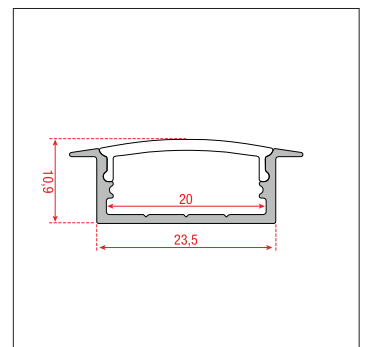
Profile LED aluminium + 2 Covers + 4 End Caps

A9930095 2000 x 23.5 x 10 mm

ARTECTA

Specifications:

Height (mm): 10 mm
Width (mm): 23.5 mm
Length (m): 2 m
Colour: Silver



Profiles
LED Strips



Profile Pro-Line for stairs black

A9930414


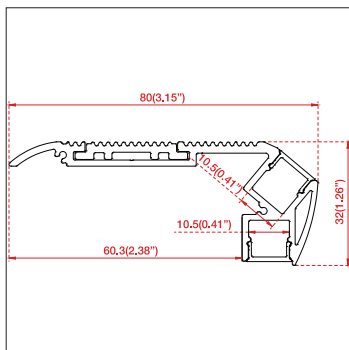
ARTECTA

Specifications:

Height (mm): 32 mm
Width (mm): 80 mm
Length (m): 2 m
Colour: Black

Mounting Clips

A9930373 for A9930305 & A9930306



Profile Eco Surface 15

A9930030 Length 2 m

ARTECTA

Specifications:

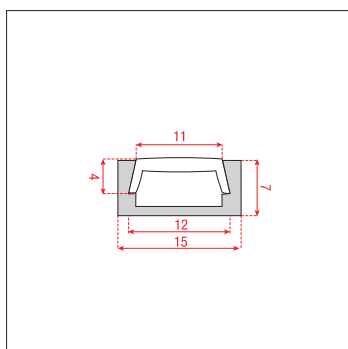
Height (mm): 7 mm
Width (mm): 15 mm
Length (m): 2 m
Colour: Silver

Profile Eco 10 Cover

A9930033 Length 2 m, Clear

Profile Eco 10 Cover

A9930034 Length 2 m, Milky




Profile Eco Surface 22

A9930020 8 mm, length 2 m

ARTECTA

Specifications:

Height (mm): 22 mm
Width (mm): 8 mm
Length (m): 2 m
Colour: Silver



Profile Eco Surface 22 Cover White

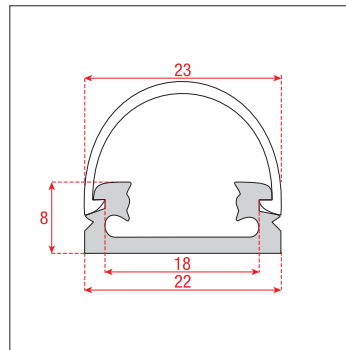
A9930022 15 mm, length 2 m

Profile Eco 22 Side Cover R

A9930025 23 mm round, incl. screws

Profile Eco 22 Mounting Clips

A9930026 10 pieces/bag



LED Strip Accessories

LED Strips

Pensacola - Input Connector ARTECTA

A0854180 White




Pensacola - End Cap ARTECTA

A0854181 White



Pensacola - Mounting Clips ARTECTA

A0854182 10 pieces



Cable Connector 2-pin SHOWGEAR

94000 Up to 16 A / 250 V



Cable link connector 2-pin SHOWGEAR

94003 Up to 16 A / 250 V



Cable Connector 4-pin SHOWGEAR

94001 RGB - Up to 16 A / 250 V



Cable Connector 5-pin SHOWGEAR

94002 RGBW - Up to 16 A / 250 V



Mounting clip single for 4-pin and 5-pin cable connector SHOWGEAR

94030 Red

94031 Red

Length (mm): 31 mm



Cable Terminal - 3-way SHOWGEAR

94014 Black Colour Coding

94013 White Colour Coding

94010 Red Colour Coding

94012 Blue Colour Coding

94011 Green Colour Coding



Cable Terminal - 5-way SHOWGEAR

94024 Black Colour Coding

94023 White Colour Coding

94020 Red Colour Coding


94022 Blue Colour Coding

94021 Green Colour Coding



Havana Ribbon Input Connector ARTECTA

A0852090 For Ribbon RGB series



Havana Ribbon Connector ARTECTA

A0852091 4-Pole for 10 mm strips



Havana Ribbon Cross-Connector

A0852092 For Ribbon RGB series



ARTECTA

Havana Ribbon Connector ARTECTA


A0852093 2-Pole



RGB Flat Cable ARTECTA

A9920606 25 m
A9920607 50 m


Cable Length: 25 m
Max. Wire Size: 0.92 mm²
Length (m): 25 m
IP Rate: IP20(indoor use only)



RGBW Flat Cable ARTECTA


A9920608 25 m
A9920609 50 m

Cable Length: 25 m
Max. Wire Size: 0.92 mm²
Length (m): 25 m
IP Rate: IP20(indoor use only)




Mounting Strip for Havana Neon 410

A0853170 2 metre ARTECTA



Havana Neon 1010 - Mounting Strip

A0853370 2 metre ARTECTA




Havana Neon 1018 - Single - Bottom

A0853280 Single colour ARTECTA




Havana Neon 1018 - Single - Side Conn.

A0853281 Single colour ARTECTA




Havana Neon 1018 - Single - Inline conn.

A0853282 Single colour ARTECTA



Havana Neon 1018 - RGB - Bottom Conn.

A0853290 RGB ARTECTA



Havana Neon 1018 - RGB - Side Conn.

A0853291 RGB ARTECTA




Havana Neon 1018 - RGB - Inline conn.

A0853292 RGB ARTECTA




Havana Neon 1018 - Endcap

A0853295 White ARTECTA




Havana Neon 1018 - Mounting Strip

A0853270 2 metre ARTECTA



Havana Neon 1018 - FlexMounting Strip

A0853271 1 metre ARTECTA



Recessed Down Lights



Malia-68 3000 K - 6W

A0135291 Dimmable LED Recessed Spotlight - black

A0135290 Dimmable LED Recessed Spotlight - white

ARTECTA

Specifications:

Light Src. Type: LED
LED Colour Type: WW
Lumen Total: 405 lm
CRI: 83
CCT: 3000 K

Dimmable: Yes
Pwr. Cons.: 6 W
Driver: Built-in
Ø: 81 mm
IP Rate: IP44
Mounting Depth: 79 mm
Mounting Size: Ø 68-73 mm

FEATURES:

- Dimmable 6 W LED Spot
- Built-in driver with dimming function
- IP44
- Warm White 3000 K colour temperature
- 38° beam angle
- Mounting size Ø 68–73 mm/2.68"–2.87" and 79 mm height
- Available in black and white



Malia-90 3000 K - 9W

A0135301 Dimmable LED Recessed Spotlight - black

A0135300 Dimmable LED Recessed Spotlight - white

ARTECTA

Specifications:

Light Src. Type: LED
LED Colour Type: WW
Lumen Total: 637 lm
CRI: 83
CCT: 3000 K

Dimmable: Yes
Pwr. Cons.: 9 W
Driver: Built-in
Ø: 103 mm
IP Rate: IP44
Mounting Depth: 91 mm
Mounting Size: Ø 90-95 mm

FEATURES:

- Dimmable 9 W LED Spot
- Built-in driver with dimming function
- IP44
- Warm White 3000 K colour temperature
- 38° beam angle
- Mounting size Ø 90–95 mm/3.54"–3.74" & 91 mm height (3.58")
- Available in black and white

Athene 68 Round 3000K adj.

A0135287 White 220 V / 7 W, 90°, 590 lm dimm. IP20

ARTECTA

Specifications:		Dimmable:	Yes
Light Src. Type:	LED	Pwr. Cons.:	7 W
LED Colour Type:	W / WW / CW	Driver:	Included
Lumen Total:	550 lm	Ø:	95 mm
CRI:	80	IP Rate:	IP20 (indoor use only)
CCT:	0 K	Mounting Depth:	575 mm
		Mounting Size:	Ø 68-80 mm

FEATURES:

- Triac dimmable
- Built-in driver
- Colour temperature switch - 3000 K–4000 K - 6000 K
- CRI >80



Athene 90 Round 3000K adj.

A0135289 White 230 V / 9 W, 90°, 800 lm dimm. IP20

ARTECTA

Specifications:		Pwr. Cons.:	9 W
Light Src. Type:	LED	Driver:	Included
LED Colour Type:	W / WW / CW	Ø:	113 mm
Lumen Total:	800 lm	IP Rate:	IP20 (indoor use only)
CRI:	80	Mounting Depth:	58 mm
CCT:	0 K	Mounting Size:	Ø 90-102 mm

FEATURES:

- Triac dimmable
- Built-in driver
- Colour temperature switch - 3000 K–4000 K - 6000 K
- CRI >80





Display Fresnel 20 SW

A0320100 20 W Switchable White LED Fresnel - Black

A0320101 20 W Switchable White LED Fresnel - White

ARTECTA

Specifications:

Light Src. Type: LED
LED Colour Type: WW / CW
Lumen Total: 1212 lm
CRI: 95
Dimmable: Yes

Pwr. Cons.: 25 W
Length (mm): 333 mm
Height (mm): 246 mm
Width (mm): 187 mm
IP Rate: IP20 (indoor use only)
Colour: Black

FEATURES:

- 20 W LED Fresnel
- 2-step CCT: 3000 K & 6000 K
- Wide adjustable beam angle
- Dimmer function
- Power cable & barn door included
- Available in either black and white



Display Fresnel 50 SW

A0320110 50 W Switchable White LED Fresnel - Black

A0320111 50 W Switchable White LED Fresnel - White

ARTECTA

Specifications:

Light Src. Type: LED
LED Colour Type: WW / CW
Lumen Total: 3373 lm
CRI: 95
Dimmable: Yes

Pwr. Cons.: 55 W
Length (mm): 245 mm
Height (mm): 239 mm
Width (mm): 165 mm
IP Rate: IP20 (indoor use only)
Colour: Black

FEATURES:

- 50 W LED Fresnel
- 2-step CCT: 3000 K & 6000 K
- Wide adjustable beam angle
- Dimmer function
- Power cable & barn door included
- Available in either black and white

Display Profile 50 SW

A0320130 50 W Switchable White LED Profile - Black

A0320131 50 W Switchable White LED Profile - White

ARTECTA

Specifications:

Light Src. Type: LED
LED Colour Type: WW / CW
Lumen Total: 1504 lm
CRI: 95
Dimmable: Yes

Pwr. Cons.: 55 W
Length (mm): 411 mm
Height (mm): 263 mm
Width (mm): 170 mm
IP Rate: IP20 (indoor use only)
Colour: Black

FEATURES:

- 50 W LED Profile
- 2-step CCT: 3000 k & 6000 K
- Wide adjustable beam angle
- Dimmer function
- Power cable & gobo holder included
- Available in either black and white



Display Flood 80 SW

A0320120 80 W Switchable White LED Flood - Black

A0320121 80 W Switchable White LED Flood - White

ARTECTA

Specifications:

Light Src. Type: LED
LED Colour Type: WW / CW
Lumen Total: 5311 lm
CRI: 95
Beam °: 95 °

Dimmable: Yes
Pwr. Cons.: 80 W
Length (mm): 422 mm
Height (mm): 373 mm
Width (mm): 285 mm
IP Rate: IP20 (indoor use only)
Colour: Black

FEATURES:

- 80 W LED Flood
- 2-step CCT: 3000 K & 6000 K
- Wide beam angle
- Dimmer function
- Available in either black and white





Olympia LED Panel 60x60 3000 K

A0160100 2835 LED

ARTECTA

Specifications:

Light Src. Type: LED
LED Colour Type: WW
Lumen Total: 3920 lm
CRI: 80
CCT: 3000 K
Dimmable (Type): Optional

Dimmable: No
Pwr. Cons.: 40 W
Driver: Included
IP Rate: IP20(indoor use only)
Colour: White
Mounting Depth: 11 mm
Mounting Size: 595x595x11

FEATURES:

- Drop-in replacement for ceiling lights
- Driver included
- 3000K with a CRI of 80
- Frosted, milky front panel for diffused light
- Dimming optional



Olympia LED Panel 60x60 4000 K

A0160110 2835 LED

ARTECTA

Specifications:

Light Src. Type: LED
LED Colour Type: NW
Lumen Total: 4240 lm
CRI: 80
CCT: 4000 K

Dimmable: No
Pwr. Cons.: 40 W
Driver: Included
IP Rate: IP20(indoor use only)
Colour: White
Mounting Depth: 11 mm

FEATURES:

- Drop-in replacement for ceiling lights
- Driver included
- 4000K with a CRI of 80
- Frosted, milky front panel for diffused light
- Dimming optional



Olympia LED Panel 62x62 3000 K

A0160101 2835 LED

ARTECTA

Specifications:

Light Src. Type: LED
LED Colour Type: WW
Lumen Total: 3920 lm
CRI: 80
CCT: 3000 K

Dimmable: No
Pwr. Cons.: 40 W
Driver: Included
IP Rate: IP20(indoor use only)
Colour: White
Mounting Depth: 11 mm

FEATURES:

- Drop-in replacement for ceiling lights
- Driver included
- 3000K with a CRI of 80
- Frosted, milky front panel for diffused light
- Dimming optional

Olympia LED Panel 62x62 4000 K

A0160111 2835 LED

ARTECTA

Specifications:		Dimmable:	No
Light Src. Type:	LED	Pwr. Cons.:	40 W
LED Colour Type:	NW	Driver:	Included
Lumen Total:	4240 lm	IP Rate:	IP20(indoor use only)
CRI:	80	Colour:	White
CCT:	4000 K	Mounting Depth:	11 mm

FEATURES:

- Drop-in replacement for ceiling lights
- Driver included
- 4000K with a CRI of 80
- Frosted, milky front panel for diffused light
- Dimming optional



Olympia LED Panel 30x120 3000 K

A0160120 2835 LED

ARTECTA

Specifications:		Dimmable:	No
Light Src. Type:	LED	Pwr. Cons.:	40 W
LED Colour Type:	WW	Driver:	Included
Lumen Total:	4100 lm	IP Rate:	IP20(indoor use only)
CRI:	80	Colour:	White
CCT:	3000 K	Mounting Depth:	11 mm

FEATURES:

- Drop-in replacement for ceiling lights
- Driver included
- 3000K with a CRI of 80
- Frosted, milky front panel for diffused light
- Dimming optional



Olympia LED Panel 30x120 4000 K

A0160130 2835 LED

ARTECTA

Specifications:		Dimmable:	No
Light Src. Type:	LED	Pwr. Cons.:	40 W
LED Colour Type:	NW	Driver:	Included
Lumen Total:	4220 lm	IP Rate:	IP20(indoor use only)
CRI:	80	Colour:	White
CCT:	4000 K	Mounting Depth:	11 mm

FEATURES:

- Drop-in replacement for ceiling lights
- Driver included
- 4000K with a CRI of 80
- Frosted, milky front panel for diffused light
- Dimming optional



LED Panels
Down Lights



Argos LED Panel 60x60 3000K UGR<19

A0160200 40 W Ceiling LED Panel - 60 x 60 cm

ARTECTA

Specifications:

Light Src. Type: LED
LED Colour Type: WW
Lumen Total: 3787 lm
CRI: 80
CCT: 3000 K

UGR: <19
Dimmable: No
Pwr. Cons.: 36 W
Driver: Included
IP Rate: IP20(indoor use only)
Colour: White
Mounting Depth: 34 mm

FEATURES:

- 60 x 60 cm LED panel (1.97 x 197 ft)
- Suitable for office (UGR< 19)
- Efficient light output (40 watt - 3530 lumen)
- Available in 3000 K and 4000 K
- Equipped with an LED-driver
- Also available in 30 x 120 cm (0.98 x 3.94 ft)



Argos LED Panel 60x60 4000K - UGR<19

A0160201 40 W Ceiling LED Panel - 60 x 60 cm

ARTECTA

Specifications:

Light Src. Type: LED
LED Colour Type: NW
Lumen Total: 3947 lm
CRI: 80
CCT: 4000 K

UGR: <19
Dimmable: No
Pwr. Cons.: 40 W
Driver: Included
IP Rate: IP20(indoor use only)
Colour: White
Mounting Depth: 34 mm

FEATURES:

- 60 x 60 cm LED panel (1.97 x 197 ft)
- Suitable for office (UGR< 19)
- Efficient light output (40 watt - 3530 lumen)
- Available in 3000 K and 4000 K
- Equipped with an LED-driver
- Also available in 30 x 120 cm (0.98 x 3.94 ft)

Argos LED Panel 30x120 3000K- UGR<19

A0160210 40 W Ceiling LED Panel - 30 x 120 cm

ARTECTA

Specifications:		UGR:	<19
Light Src. Type:	LED	Dimmable:	No
LED Colour Type:	WW	Pwr. Cons.:	40 W
Lumen Total:	3828 lm	Driver:	Included
CRI:	80	IP Rate:	IP20(indoor use only)
CCT:	3000 K	Colour:	White
		Mounting Depth:	34 mm

FEATURES:

- 30 x 120 cm LED panel (0.98 x 3.94 ft)
- Suitable for office (UGR< 19)
- Efficient light output (40 watt - 3530 lumen)
- Available in 3000 K and 4000 K
- Equipped with an LED-driver
- Also available in 60 x 60 cm (1.97 x 197 ft)



Argos LED Panel 30x120 4000K- UGR <19

A0160211 40 W Ceiling LED Panel - 30 x 120 cm

ARTECTA

Specifications:		UGR:	<19
Light Src. Type:	LED	Dimmable:	No
LED Colour Type:	NW	Pwr. Cons.:	40 W
Lumen Total:	3942 lm	Driver:	Included
CRI:	80	IP Rate:	IP20(indoor use only)
CCT:	4000 K	Colour:	White
		Mounting Depth:	34 mm

FEATURES:

- 30 x 120 cm LED panel (0.98 x 3.94 ft)
- Suitable for office (UGR< 19)
- Efficient light output (40 watt - 3530 lumen)
- Available in 3000 K and 4000 K
- Equipped with an LED-driver
- Also available in 60 x 60 cm (1.97 x 197 ft)





Altha-1R 3000 K 30°

A0520060 2 W outdoor recessed ground LED light

ARTECTA

Specifications:

Light Src. Type: LED
LED Colour Type: WW
Lumen Total: 100 lm
CCT: 3000 K
Beam °: 30 °

Dimmable: No
Pwr. Cons.: 26 W
Prot. Class: II
Mounting Size: 48 mm
Mounting Depth: 117 mm
IP Rate: IP67

FEATURES:

- 2 W Outdoor recessed ground LED light
- Warm White 3000 K colour temperature
- 30° beam angle
- 230 V direct voltage
- Steel aluminium die-cast
- Mounting sleeve included



Acapulco 1R 5W COB 3000K 24° HONEYCOMB

A0525130 Outdoor recessed groundlight

ARTECTA

Specifications:

Light Src. Type: LED
LED Colour Type: WW
Lumen Total: 300 lm
CCT: 3000 K
Beam °: 24 °

Dimmable: No
Pwr. Cons.: 6 W
Prot. Class: II
Mounting Size: Ø 85 mm
Mounting Depth: 121 mm
IP Rate: IP67

FEATURES:

- 5 W Outdoor recessed ground light
- Warm White 3000 K colour temperature
- 24° beam angle
- 230 V direct voltage
- CREE COB LED

Sonara 1R 5W COB 3000K 24° HONEYCOMB

A0525140 Outdoor recessed ground light, dimmable driver

ARTECTA

Specifications:		Beam °:	24 °
Light Src. Type:	LED	Dimmable:	Yes
LED Colour Type:	WW	Pwr. Cons.:	6 W
Lumen Total:	300 lm	Prot. Class:	II
CCT:	3000 K	Mounting Size:	Ø 85 mm
Dimmable (Type):	Trailing edge	Mounting Depth:	121 mm
		IP Rate:	IP67

FEATURES:

- 5 W outdoor recessed ground light
- Warm White 3000K colour temperature
- 24° beam angle
- 230 V direct voltage
- CREE COB LED
- Including built-in dimmable driver and Honeycomb Filter



Sonara 2R 10W COB 3000K 24° HONEYCOMB

A0525240 Outdoor recessed ground light, dimmable driver

ARTECTA

Specifications:		Beam °:	24 °
Light Src. Type:	LED	Dimmable:	Yes
LED Colour Type:	WW	Pwr. Cons.:	96 W
Lumen Total:	415 lm	Prot. Class:	II
CCT:	3000 K	Mounting Size:	Ø 119 mm
Dimmable (Type):	Trailing edge	Mounting Depth:	135 mm
		IP Rate:	IP67

FEATURES:

- 10 W Outdoor recessed ground light
- Warm White 3000K colour temperature
- 24° beam angle
- 230 V direct voltage
- CREE COB LED
- Including built-in dimmable driver and Honeycomb Filter



Sonara 3R 15W COB 3000K 24° HONEYCOMB

A0525340 Outdoor recessed groundlight, dimmable driver

ARTECTA

Specifications:		Beam °:	24 °
Light Src. Type:	LED	Dimmable:	Yes
LED Colour Type:	WW	Pwr. Cons.:	14.6 W
Lumen Total:	1100 lm	Prot. Class:	II
CCT:	3000 K	Mounting Size:	Ø 147 mm
Dimmable (Type):	Trailing edge	Mounting Depth:	160 mm
		IP Rate:	IP67

FEATURES:

- 10 W outdoor recessed ground light
- Warm White 3000K colour temperature
- 24° beam angle
- 230 V direct voltage
- CREE COB LED
- Including built-in dimmable driver and Honeycomb Filter



**Canberra 1 7W COB 3000K 24°****A0720090 Garden Light**

ARTECTA

Specifications:

Light Src. Type: LED
 LED Colour Type: WW
 Lumen Total: 415 lm
 Beam °: 24 °
 Dimmable: No

Pwr. Cons.: 76 W
 Length (mm): 100 mm
 Height (mm): 354 mm
 Width (mm): 60 mm
 IP Rate: IP66
 Colour: Grey

FEATURES:

- 7 W Warm White Garden Light
- Garden Spike and Wall Mount included
- 24° beam angle
- Built-in driver
- Precision optical lenses
- IP66 rated to endure heavy rainfall
- CREE COB LED

**Canberra 2 12W COB 3000K 24°****A0720091 Garden Light**

ARTECTA

Specifications:

Light Src. Type: LED
 LED Colour Type: WW
 Lumen Total: 994 lm
 Beam °: 24 °
 Dimmable: No

Pwr. Cons.: 10.6 W
 Length (mm): 128 mm
 Height (mm): 375 mm
 Width (mm): 80 mm
 IP Rate: IP66
 Colour: Grey

FEATURES:

- 12 W Warm White Garden Light
- Garden Spike and Wall Mount included
- 24° beam angle
- Built-in driver
- Precision optical lenses
- IP66 rated to endure heavy rainfall
- CREE COB LED

**Canberra 3 20W COB 3000K 24°****A0720092 Garden Light**

ARTECTA

Specifications:

Light Src. Type: LED
 LED Colour Type: WW
 Lumen Total: 1900 lm
 Beam °: 24 °
 Dimmable: No

Pwr. Cons.: 19.8 W
 Length (mm): 160 mm
 Height (mm): 480 mm
 Width (mm): 100 mm
 IP Rate: IP66
 Colour: Grey

FEATURES:

- 20 W Warm White Garden Light
- Garden Spike and Wall Mount included
- 24° beam angle
- Built-in driver
- Precision optical lenses
- IP66 rated to endure heavy rainfall
- CREE COB LED

Carlow 21 RGB 7/3

A0720050 7 x 3 W 3-in-1 LED

ARTECTA

Specifications:

Light Src. Type: LED
Lumen Total: 630 lm
Beam °: 18 °
Pwr. Cons.: 22 W

Length (mm): 178 mm
Height (mm): 156 mm
Width (mm): 113 mm
IP Rate: IP66
Colour: Dark Grey



FEATURES:

- 7x 3 W RGB LED spot
- IP66
- 630 lumen output
- 18° beam angle
- Manual, DMX & Master/Slave control

Carlow 72 RGB 24/3

A0720051 24 x 3 W 3-in-1 LED

ARTECTA

Specifications:

Light Src. Type: LED
Lumen Total: 2404 lm
Beam °: 18 °
Dimmable: Yes

Pwr. Cons.: 78 W
Length (mm): 270 mm
Height (mm): 170 mm
Width (mm): 327 mm
IP Rate: IP66
Colour: Dark Grey



FEATURES:

- 24x 3 W RGB LED spot
- IP66
- 2404 lumen output
- 18° beam angle
- Manual, DMX & Master/Slave control



Aqua Spot 200

A0690001 200 W LED projector spot with water pattern

ARTECTA

Specifications:		Pwr. Cons.:	220 W
Light Src. Type:	LED	Length (mm):	560 mm
LED Colour Type:	CW	Height (mm):	200 mm
Lumen Total:	3900 lm	Width (mm):	318 mm
Beam °:	35 °	IP Rate:	IP65
Dimmable:	Yes	Colour:	Light Grey

FEATURES:

- 200 W CW LED water effect projector
- Colour wheel with 7 colours
- IP65 rated, suitable for outdoor use
- Strobe, dimmer and focus function
- Wide beam angle
- Optional IP65 DMX connectors



Image Spot 100

A0690100 100 W LED gobo projector spot with colour wheel

ARTECTA

Specifications:		Pwr. Cons.:	110 W
Light Src. Type:	LED	Length (mm):	315 mm
LED Colour Type:	CW	Height (mm):	318 mm
Lumen Total:	2600 lm	Width (mm):	249 mm
Dimmable:	Yes	IP Rate:	IP65
		Colour:	Light Grey

FEATURES:

- 100 W / 2600 lumen gobo projector spot
- IP65 rated, suitable for outdoor applications
- 7 gobos + open & 7 colours + white
- 3-facet rotational prism
- Adjustable zoom & focus
- Ripple effect
- Manual & DMX controllable



Image Spot 200

A0690101 200 W LED gobo projector spot with colour wheel

ARTECTA

Specifications:		Pwr. Cons.:	220 W
Light Src. Type:	LED	Length (mm):	560 mm
LED Colour Type:	CW	Height (mm):	200 mm
Lumen Total:	6600 lm	Width (mm):	318 mm
Dimmable:	Yes	IP Rate:	IP65
		Colour:	Light Grey

FEATURES:

- 200 W / 6600 lumen gobo projector spot
- IP65 rated, suitable for outdoor applications
- 7 gobos + open & 7 colours + white
- 3-facet rotational prism
- Adjustable zoom & focus
- Ripple effect
- Manual & DMX controllable





Play-XV Wall Panel Single Zone RGBW RF-DMX

A9990365 RF / DMX white

ARCTEA

Specifications:		Length (mm):	86 mm
Ctrl. Mode:	DMX / RF	Height (mm):	31.5 mm
Pwr. Supp.:	12-24 VDC	Width (mm):	86 mm
		IP Rate:	IP20 (indoor use only)

FEATURES:

- Single zone
- Control up to 4 channels
- DMX and RF (868 MHz)
- 10 built-in programs, 4 user-programmable scenes
- Touch sensitive
- Intended for installation in flush-mounted junction box



Play-XV Wall Panel RGBW Wi-Fi-DMX

A9990366 Black 4 zones

A9990367 White 4 zones

ARCTEA

Specifications:		Out. Volt.:	12-24 VDC
Ctrl. Mode:	Wi-Fi to DMX	Length (mm):	86 mm
DMX Ch.:	4	Height (mm):	31 mm
Pwr. Supp.:	12-24 VDC	Width (mm):	86 mm
		IP Rate:	IP20(indoor use only)

FEATURES:

- Touch and Wi-Fi control
- Generates DMX signals
- Controls up to 4 zones, each with 4 channels



Play-XX Wall Panel RGBW RF-DMX

A9990375 White 4 zones

ARCTEA

Specifications:		Length (mm):	86 mm
Ctrl. Mode:	RF	Height (mm):	41 mm
Pwr. Supp.:	12-24 VDC	Width (mm):	86 mm
		IP Rate:	IP20(indoor use only)

FEATURES:

- Control up to 4 zones simultaneously
- Control up to 4 channels
- 10 Built-in programs
- Touch sensitive
- Intended for installation in flush-mounted junction box



Domotion Wall Box PSU

A9990031 24 VDC

ARCTEA

Specifications:		Length (mm):	53 mm
Pwr. Supp.:	100-240 VAC 50-60 Hz	Height (mm):	29.3 mm
Max. Out. Curr. (A):	0.45 A	Width (mm):	53 mm
		IP Rate:	IP20(indoor use only)

FEATURES:

- Compact power supply
- 12 VDC / 800 mA
- Max power consumption: 9.6 W
- Suitable in combination with Arctea Domotion Wall Controller
- Fits inside a regular wall box
- Also available in 24 VDC

RF + Bluetooth Wall Remote

A9915855 Control 2 zones

ARTECTA

Specifications:		Length (mm):	80 mm
		Height (mm):	13.6 mm
Ctrl. Mode:	Bluetooth / RF	Width (mm):	80 mm
RF Ch.:	24 ch	IP Rate:	IP20(indoor use only)
Batt. Type:	CR2450		

FEATURES:

- RF and Bluetooth connectivity
- Control 2 zones
- Quick and easy pairing with Bluetooth and RF receivers
- Intended for installation in flush-mounted junction box



Play Single mini RF Remote

A9915801 868 MHz On/Off, dimm

ARTECTA

Specifications:		Length (mm):	38.5 mm
		Height (mm):	14.8 mm
Ctrl. Mode:	RF	Width (mm):	38.5 mm
Batt. Type:	CR2025	IP Rate:	IP20(indoor use only)
Pwr. Supp.:	3 VDC		

FEATURES:

- Play XV Remote
- For controlling single colour devices
- Works in combination with RF Wall panel series
- ON/OFF
- Dimm



Play Single surface RF Remote

A9915802 868 MHz, On/Off, dimm

ARTECTA

Specifications:		Length (mm):	86 mm
		Height (mm):	26.9 mm
Ctrl. Mode:	RF	Width (mm):	86 mm
Batt. Type:	CR2430	IP Rate:	IP20(indoor use only)
Pwr. Supp.:	3 VDC		

FEATURES:

- Play XV Remote
- For controlling single and dual colour devices
- Works in combination with RF Wall panel series
- ON/OFF
- Dimm



Play Single recessed RF Remote

A9915803 868 MHz, On/Off, dimm

ARTECTA

Specifications:		Length (mm):	86 mm
		Height (mm):	41.6 mm
Ctrl. Mode:	RF	Width (mm):	86 mm
Batt. Type:	CR2032	IP Rate:	IP20(indoor use only)
Pwr. Supp.:	3 VDC		

FEATURES:

- Play XV Remote
- For controlling single and dual colour devices
- Works in combination with RF Wall panel series
- ON/OFF
- Dimm





RGB+CCT Handheld Remote

A9915856 RF & Bluetooth connectivity

ARCTEA

Specifications:	Length (mm):	140 mm
Ctrl. Mode:	Height (mm):	17 mm
Batt. Type:	Width (mm):	44 mm
	IP Rate:	IP20(indoor use only)

FEATURES:

- Suitable for RGB(W), RGB+CCT, DIM & CCT devices with RF receiver
- Enables to pair Arctea/ZigBee lighting devices and gateway products
- Battery operated with low power consumption
- Supports 3 zones
- 5 dynamically programmable scenes
- Transmission range up to 30 m (32.8 yard)



Play-V RF Remote Control

A9915800 5 channels, single Colour

ARCTEA

Specifications:	Max. Out. Curr. (A):	1 A
Ctrl. Mode:	Length (mm):	136 mm
RF Ch.:	Height (mm):	11 mm
Batt. Type:	Width (mm):	39 mm
Pwr. Supp.:	IP Rate:	IP20(indoor use only)

FEATURES:

- 5x single colour RF remote
- Suitable for Play receiver dimmers and Play Receiver to DMX
- Can be combined with RF Wall Panel series



Play-XV RF Remote Control

A9990380 RGBW 8 zones

ARCTEA

Specifications:	Length (mm):	130 mm
Ctrl. Mode:	Height (mm):	25 mm
Pwr. Supp.:	Width (mm):	44 mm
	IP Rate:	IP20(indoor use only)

FEATURES:

- Control up to 8 zones
- Control up to 4 channels per zone
- For Play receivers



Play RGB Desk

A9990371 868 MHz, On/Off, dimm, Colour

ARCTEA

Specifications:	Length (mm):	96 mm
Ctrl. Mode:	Height (mm):	74 mm
Pwr. Supp.:	Width (mm):	65 mm
	IP Rate:	IP20(indoor use only)

FEATURES:

- Play XV Remote
- For controlling single and multi colour devices
- Dimmer/switch/colour adjustment functions
- Desktop model
- Battery powered

ZigBee Micro Smart Dimmer

A9915910 1-channel dimmer with ZigBee protocol

ARTECTA

Specifications:		Max. Out. Curr. (A):	1.8 A
		Length (mm):	45 mm
Ctrl. Mode:	ZigBee	Height (mm):	20.3 mm
Protocols:	ZigBee	Width (mm):	45 mm
Pwr. Supp.:	100-240 VAC 50-60 Hz	IP Rate:	IP20(indoor use only)

FEATURES:

- ZigBee and RF-remote supported dimmer
 - 1 channel output, Up to 400 W
 - ZigBee 3.0 mesh network
 - Supports resistive loads, capacitive loads and inductive loads
 - Philips HUE compatible and other universal ZigBee gateway products
- For 2-wire connection without neutral



Bypass for Arctea Bluetooth + RF AC Phase Dimmer

A9915920 For 2-wire connection without neutral

ARTECTA

Specifications:		Height (mm):	10 mm
		Width (mm):	20 mm
Length (mm):	25 mm	IP Rate:	IP20(indoor use only)

FEATURES:

- Prevents flickering of connected lights
- Prevents glowing of fluorescent lights when switched off
- Provides load for dimmer for correct operation with low loads



Bluetooth + RF AC Phase Dimmer

A9917000 Up to 400 W - trailing & leading edge

ARTECTA

Specifications:		Height (mm):	20.3 mm
		Width (mm):	45 mm
Ctrl. Mode:	Bluetooth / RF	IP Rate:	IP20(indoor use only)
Length (mm):	45 mm		

FEATURES:

- Supports resistive loads and capacitive loads
- AC Phase cut dimmer based on RF + Bluetooth technology
- Up to 20 m transmission distance
- Mini size for wall box installation



Bluetooth + RF AC Dimmer

A9917100 Up to 400 W - trailing & leading edge

ARTECTA

Specifications:		Length (mm):	45 mm
		Height (mm):	20.3 mm
Ctrl. Mode:	Bluetooth / Push-dim / RF	Width (mm):	45 mm
Pwr. Supp.:	100-240 VAC 50-60 Hz	IP Rate:	IP20(indoor use only)

FEATURES:

- AC Phase cut dimmer
- 1 channel, up to 400W
- Suitable for 100-240 VAC
- Quick and easy pairing to the smart app and RF remote controls
- Supports resistive and capacitive loads





LINEARdrive Constant Voltage

A9950210 eldoLED LIN210D1 DALI 1 Ballast 2 outputs

ELDOLED

Specifications:		Max. Out. Curr. (A):	8 A
Ctrl. Mode:	DALI	Length (mm):	153 mm
Protocols:	DALI	Height (mm):	23 mm
Pwr. Supp.:	12-28 VDC	Width (mm):	50 mm
Out. Volt.:	12-28 VDC	IP Rate:	IP20(indoor use only)

FEATURES:

- Hybrid HydraDrive provides smooth, flicker-free dimming down to 1%
- Auxiliary power output
- Exceptionally smooth colour fades



LINEARdrive Constant Voltage

A9950211 eldoLED LIN211D1 0-10 VDC 1-channel 2 outputs

ELDOLED

Specifications:		Max. Out. Curr. (A):	8 A
Ctrl. Mode:	0-10 VDC	Length (mm):	153 mm
Protocols:	0-10VDC	Height (mm):	23 mm
Pwr. Supp.:	12-28 VDC	Width (mm):	50 mm
Out. Volt.:	12-28 VDC	IP Rate:	IP20(indoor use only)

FEATURES:

- Hybrid HydraDrive provides smooth, flicker-free dimming down to 1%
- Auxiliary power output
- Exceptionally smooth colour fades



LINEARdrive Constant Voltage

A9950212 eldoLED LIN212D1 DMX 1-channel 2 outputs

ELDOLED

Specifications:		Out. Volt.:	12-28 VDC
Ctrl. Mode:	DMX	Max. Out. Curr. (A):	8 A
DMX Ch.:	1	Length (mm):	153 mm
Protocols:	DMX	Height (mm):	23 mm
Pwr. Supp.:	12-28 VDC	Width (mm):	50 mm
		IP Rate:	IP20(indoor use only)

FEATURES:

- Hybrid HydraDrive provides smooth, flicker-free dimming down to 1%
- Auxiliary power output
- Exceptionally smooth colour fades



LINEARdrive Constant Voltage

A9950220 eldoLED LIN220D1 DALI 2 Ballasts 2 outputs

ELDOLED

Specifications:		Length (mm):	153 mm
Ctrl. Mode:	DALI	Height (mm):	23 mm
Pwr. Supp.:	12-28 VDC	Width (mm):	50 mm
Max. Out. Curr. (A):	8 A	IP Rate:	IP20(indoor use only)

FEATURES:

- 2-Channel, 200 W LED driver
- Smooth, flickerfree dimming with linear and log curves
- Made for DALI environment
- Auxiliary output
- 12-28 VDC output up to 8 A in total

LINEARdrive Constant Voltage

A9950222 eldoLED LIN222D1 DMX 2 channels 2 outputs

ELDOLED

Specifications:		Length (mm):	153 mm
		Height (mm):	23 mm
Ctrl. Mode:	DMX	Width (mm):	50 mm
Pwr. Supp.:	12-28 VDC	IP Rate:	IP20(indoor use only)
Out. Volt.:	12-28 VDC	Colour:	Black
Max. Out. Curr. (A):	8 A		

FEATURES:

- 2-Channel, 200 W LED driver
- Smooth, flickerfree dimming with linear and log curves
- Made for DMX environment
- Auxiliary output
- 12-28 VDC output up to 8 A in total



LINEARdrive Constant Voltage

A9950050 eldoLED LIN180D DMX 4 channels 4 outputs 1.5 A / Ch

ELDOLED

Specifications:		Out. Volt.:	12-28 VDC
		Max. Out. Curr. (A):	6 A
		Length (mm):	155 mm
Ctrl. Mode:	DMX	Height (mm):	23 mm
DMX Ch.:	4	Width (mm):	50 mm
Protocols:	DMX	IP Rate:	IP20(indoor use only)
Pwr. Supp.:	12-28 VDC		

FEATURES:

- 180 W dimmable RGB(W) LED driver
- Four channels
- Smooth, flickerfree dimming
- Made for DMX/DALI environment
- Maximum energy and operational efficiency
- 0—10 VDC / 6 A



LINEARdrive Constant Voltage

A9950051 eldoLED LIN720D DALI / DMX 4 channels 4 outputs. 6 A / Ch


ELDOLED

Specifications:		Out. Volt.:	12-28 VDC
		Max. Out. Curr. (A):	24 A
		Length (mm):	155 mm
Ctrl. Mode:	DMX	Height (mm):	23 mm
DMX Ch.:	4	Width (mm):	50 mm
Protocols:	DMX	IP Rate:	IP20(indoor use only)
Pwr. Supp.:	12-28 VDC		

FEATURES:

- 720 W dimmable RGB(W) LED driver
- Four channels
- Smooth, flickerfree dimming
- Made for DMX/DALI environment
- Maximum energy and operational efficiency
- 12—28 VDC / 24 A





LED DIM-1 MKII

A9915041 1 channel

ARTECTA

Specifications:

Ctrl. Mode: DMX
DMX Ch.: 1
Protocols: DMX
Pwr. Supp.: 12-24 VDC

Out. Volt.: 12-24 VDC
Max. Out. Curr. (A): 4 A
Length (mm): 90 mm
Height (mm): 20 mm
Width (mm): 40 mm
IP Rate: IP20(indoor use only)

FEATURES:

- Compact size
- Easy to use
- Transfer any 12-24 V LED into DMX Controllable



Play-I LED 1-10 VDC Dimmer

A9915830 Constant voltage single Colour

ARTECTA

Specifications:

Ctrl. Mode: 0-10 VDC
Pwr. Supp.: 12-36 VDC
Max. Out. Curr. (A): 8 A

Length (mm): 38 mm
Height (mm): 20 mm
Width (mm): 101 mm
IP Rate: IP20(indoor use only)

FEATURES:

- 1 Channel, up to 8 A
- Analogue dimmer (0-10 V dim signal)
- Logarithmic dimming curve



LED DIM-3 MKII

A9915042 3 channels

ARTECTA

Specifications:

Ctrl. Mode: DMX
DMX Ch.: 3
Protocols: DMX
Pwr. Supp.: 12-24 VDC

Out. Volt.: 12-24 VDC
Max. Out. Curr. (A): 4 A
Length (mm): 90 mm
Height (mm): 20 mm
Width (mm): 40 mm
IP Rate: IP20(indoor use only)

FEATURES:

- Compact size
- Easy to use
- Transfer any 12-24 V LED into DMX Controllable



LED RGB DMX Controller

A9915011 3 channels

ARTECTA

Specifications:

Ctrl. Mode: DMX
Pwr. Supp.: 12-24 VDC
Max. Out. Curr. (A): 15 A

Length (mm): 175 mm
Height (mm): 35 mm
Width (mm): 45 mm
IP Rate: IP20(indoor use only)

FEATURES:

- 3-channel (RGB) LED DMX controller
- 12-24 VDC / 15 A

LED Pixel 1

A9915120

ARTECTA

Specifications:		Out. Volt.:	12-24 VDC
		Max. Out. Curr. (A):	1 A
Ctrl. Mode:	DMX	Length (mm):	115 mm
DMX Ch.:	512	Height (mm):	24 mm
Protocols:	SPI	Width (mm):	55 mm
Pwr. Supp.:	12-24 VDC	IP Rate:	IP20(indoor use only)

FEATURES:

- Easy to install
- Wide range of SPI controls built-in
- 12 to 24 V Powersupply
- Controllable by DMX



Play-III LED DMX Dimmer

A9915850 Constant voltage multicolour

ARTECTA

Specifications:		Length (mm):	170 mm
		Height (mm):	28 mm
Ctrl. Mode:	DMX	Width (mm):	53 mm
Pwr. Supp.:	12-36 VDC	IP Rate:	IP20(indoor use only)
Max. Out. Curr. (A):	5 A		

FEATURES:

- 5-channel LED (strip) DMX PWM-dimmer
- Can be used as a RGB and RGBW dimmer
- 12-36 VDC / 5 A



Play-III DMX Din Rail Decoder

A9915860 Constant voltage

ARTECTA

Specifications:		Max. Out. Curr. (A):	5 A
		Length (mm):	106 mm
Ctrl. Mode:	DMX	Height (mm):	65 mm
DMX Ch.:	4	Width (mm):	55 mm
Pwr. Supp.:	12-36 VDC	IP Rate:	IP20(indoor use only)
Out. Volt.:	12-36 VDC		

FEATURES:

- RDM bi-directional communication function
- Enable DMX master console to detect decoder info & set DMX address
- Gamma ray curves value adj. from 0.1 - 9.9, logarithmic & lin dimming



LED DIM-5

A9915043 5 channels Neutrik XLR 3-pin & RJ45

ARTECTA

Specifications:		Out. Volt.:	12-24 VDC
		Max. Out. Curr. (A):	8 A
Ctrl. Mode:	DMX	Length (mm):	164 mm
DMX Ch.:	5	Height (mm):	38 mm
Protocols:	DMX	Width (mm):	73 mm
Pwr. Supp.:	12-24 VDC	IP Rate:	IP20(indoor use only)

FEATURES:

- 5-channel (RGBW+dim) LED DMX controller
- 3-pin XLR & RJ45 in/output
- 12-24 VDC / 8 A





LED DIM-12

A9915045 12-channel Constant Voltage PWM LED Dimmer

ARTECTA

Specifications:

Ctrl. Mode: DMX
DMX Ch.: 48
Protocols: DMX
Pwr. Supp.: 12-24 VDC

Out. Volt.: 12-24 VDC
Max. Out. Curr. (A): 15 A
Length (mm): 286 mm
Height (mm): 90 mm
Width (mm): 62 mm
IP Rate: IP20(indoor use only)

FEATURES:

- 12 outputs of RGB or RGBW
- Clear OLED display for easy setup
- Including Phoenix terminals
- Control by DMX or stand alone



LED Dim Pro

A9915040 4 channels

ARTECTA

Specifications:

Ctrl. Mode: DMX
DMX Ch.: 1 / 4
Protocols: DMX
Pwr. Supp.: 12-24 VDC

Out. Volt.: 12-24 VDC
Max. Out. Curr. (A): 8 A
Length (mm): 195 mm
Height (mm): 80 mm
Width (mm): 140 mm
IP Rate: IP20(indoor use only)

FEATURES:

- Menu display with DU, EN & GE language select
- DMX fail back up function
- Stand-alone function
- RGBW Control for 12 V & 24 V strips
- Selectable PWM frequency
- IR Remote for controlling without DMX



Play-V LED RF Receiver

A9915810 Constant voltage single Colour

ARTECTA

Specifications:

Ctrl. Mode: RF
Pwr. Supp.: 12-36 VDC
Max. Out. Curr. (A): 5 A

Length (mm): 179 mm
Height (mm): 22 mm
Width (mm): 46 mm
IP Rate: IP20(indoor use only)

FEATURES:

- 4-zone LED (strip) driver with RF receiver
- Suitable for 4x single colour
- Group dimming
- 12-36 VDC / 4x 5 A output
- Wi-Fi accessible (Easy Lighting app)
- Controllable via RF remotes



ECOdrive DC 15 W

A9950030 Constant Current RGB(W) LED driver/controller

ELDOLED

Specifications:

Ctrl. Mode: DMX
Pwr. Supp.: 12-32 VDC
Out. Volt.: 12-32 VDC
Max. Out. Curr. (A): 0.5 A

Length (mm): 153 mm
Height (mm): 23 mm
Width (mm): 50 mm
IP Rate: IP20(indoor use only)
Colour: Black

FEATURES:

- 4-channel RGB(W) LED strip controller
- Power output range: 0—15 W
- 12-36 VDC / 200—500 mA
- Easy configuration

Play-V RF Receiver

A9910035 Constant voltage single Colour, remote control not included

ARTECTA

Specifications:		Length (mm):	95 mm
		Height (mm):	20 mm
Ctrl. Mode:	Push-dim / RF	Width (mm):	37 mm
Pwr. Supp.:	12-36 VDC	IP Rate:	IP20(indoor use only)
Max. Out. Curr. (A):	8 A		

FEATURES:

- 1-channel LED (strip) RF receiver
- Suitable for 1x single colour
- 12-36 VDC / 8 A
- Push-dim
- Wi-Fi accessible (Easy Lighting app)
- Controllable via RF remotes



ECOdive DC 30 W

A9950031 Constant Current RGB(W) LED driver/controller

ELDOLED

Specifications:		Length (mm):	153 mm
		Height (mm):	23 mm
Ctrl. Mode:	DMX	Width (mm):	50 mm
Pwr. Supp.:	12-32 VDC	IP Rate:	IP20(indoor use only)
Max. Out. Curr. (A):	1.05 A	Colour:	Black

FEATURES:

- 4-channel RGB(W) LED strip controller
- Power output range: 0—30 W
- 12-36 VDC / 200—1050 mA
- Easy configuration



ECOdive DC 45 W

A9950032 Constant Current RGB(W) LED driver/controller

ELDOLED

Specifications:		Length (mm):	153 mm
		Height (mm):	23 mm
Ctrl. Mode:	DMX	Width (mm):	50 mm
Pwr. Supp.:	12-32 VDC	IP Rate:	IP20(indoor use only)
Out. Volt.:	12-32 VDC	Colour:	Black
Max. Out. Curr. (A):	1.4 A		

FEATURES:

- 4-channel RGB(W) LED strip controller
- Power output range: 0—45 W
- 12-36 VDC / 200—1400 mA
- Easy configuration





POWERdrive DC 45 W

A9950040 Constant Current RGB(W) LED driver/controller

ELDOLED

Specifications:

Ctrl. Mode: DMX
Pwr. Supp.: 12-32 VDC
Out. Volt.: 12-32 VDC
Max. Out. Curr. (A): 0.5 A

Length (mm): 153 mm
Height (mm): 23 mm
Width (mm): 50 mm
IP Rate: IP20(indoor use only)
Colour: Black

FEATURES:

- 4-channel RGB(W) LED strip controller
- DMX, DALI and LedSync compatible
- 15-bit dimming and colour control
- Bidirectional communication for driver configuration and temp readout
- Power output range: 0—45 W
- 12-36 VDC / 200—500 mA
- Easy configuration



POWERdrive DC 90 W

A9950041 Constant Current RGB(W) LED driver/controller

ELDOLED

Specifications:

Ctrl. Mode: DMX
Pwr. Supp.: 12-32 VDC
Out. Volt.: 12-32 VDC
Max. Out. Curr. (A): 1.05 A

Length (mm): 192 mm
Height (mm): 23 mm
Width (mm): 50 mm
IP Rate: IP20(indoor use only)
Colour: Black

FEATURES:

- 4-channel RGB(W) LED strip controller
- DMX, DALI and LedSync compatible
- 15-bit dimming and colour control
- Bidirectional communication for driver configuration and temp readout
- Power output range: 0—90 W
- 12-36 VDC / 200—500 mA
- Easy configuration



POWERdrive DC 180 W

A9950042 Constant Current RGB(W) LED driver/controller

ELDOLED

Specifications:

Ctrl. Mode: DMX
Pwr. Supp.: 12-32 VDC
Out. Volt.: 12-32 VDC
Max. Out. Curr. (A): 6.16 A

Length (mm): 192 mm
Height (mm): 23 mm
Width (mm): 50 mm
IP Rate: IP20(indoor use only)
Colour: Black

FEATURES:

- 4-channel RGB(W) LED strip controller
- DMX, DALI and LedSync compatible
- 15-bit dimming and colour control
- Bidirectional communication for driver configuration and temp readout
- Power output range: 0—180 W
- 12-36 VDC / 200—500 mA
- Easy configuration

Play-XV RF Receiver

A9910020 Constant voltage multicolour

ARTECTA

Specifications:		Max. Out. Curr. (A):	5 A
Ctrl. Mode:	RF	Length (mm):	179 mm
RF Ch.:	4 ch	Height (mm):	22 mm
Pwr. Supp.:	12-36 VDC	Width (mm):	46 mm
		IP Rate:	IP20(indoor use only)

FEATURES:

- 4-channel LED (strip) RF receiver
- Suitable for 4x single colour, 2x tunable white or 1x RGB(W)
- 12-36 VDC / 5 A
- Dimmable
- Wi-Fi accessible (Easy Lighting app)
- Controllable via RF remotes



Play-XV RF-Wi-Fi Receiver

A9910025 Constant voltage multicolour, remote control not included

ARTECTA

Specifications:		Length (mm):	179 mm
Ctrl. Mode:	App / RF / Wi-Fi/LAN to RF	Height (mm):	22 mm
Pwr. Supp.:	12-36 VDC	Width (mm):	58 mm
Max. Out. Curr. (A):	20 A	IP Rate:	IP20(indoor use only)

FEATURES:

- 4-channel LED (strip) RF receiver
- Suitable for 4x single colour, 2x tunable white or 1x RGB(W)
- 12-36 VDC / 20 A
- Dimmable
- Wi-Fi accessible (Easy Lighting app)
- Controllable via RF remotes



Play-V RF Receiver Waterproof

A9910036 Constant voltage single Colour

ARTECTA

Specifications:		Max. Out. Curr. (A):	5 A
Ctrl. Mode:	Push-dim / RF	Length (mm):	181 mm
RF Ch.:	4 ch	Height (mm):	38 mm
Pwr. Supp.:	12-36 VDC	Width (mm):	74 mm
		IP Rate:	IP66

FEATURES:

- 4-channel LED (strip) RF receiver
- Suitable for 4x single colour, 2x tunable white or 1x RGB(W)
- IP66 (waterproof)
- 12-36 VDC / 5 A
- Push-dim
- Wi-Fi accessible (Easy Lighting app)
- Controllable via RF remotes





Play-XV RF Receiver Waterproof

A9910026 Constant voltage multicolour

ARTECTA

Specifications:	Length (mm):	181 mm
	Height (mm):	38 mm
Ctrl. Mode:	Width (mm):	74 mm
Pwr. Supp.:	IP Rate:	IP67
Max. Out. Curr. (A):		20 A

FEATURES:

- 4-channel LED (strip) RF receiver
- Suitable for 4x single colour, 2x tunable white or 1x RGB(W)
- IP67
- 12-36 VDC / 20 A
- Dimmable
- Wi-Fi accessible (Easy Lighting app)
- Controllable via RF remotes



Play-XV RF to DMX Receiver

A9910030 8 zones multicolour

ARTECTA

Specifications:	Length (mm):	178 mm
	Height (mm):	21 mm
Ctrl. Mode:	Width (mm):	57 mm
Pwr. Supp.:	IP Rate:	IP20(indoor use only)
Max. Out. Curr. (A):		1 A

FEATURES:

- RF to 8x4 DMX channel receiver
- For controlling multicolour RGB(W) DMX fixtures
- Send to 8 zones with 4 DMX channels each
- Wi-Fi accessible (Easy Lighting app)
- Controllable via RF remotes



Play-XV Wi-Fi to DMX Receiver

A9910031 8 zones multicolour

ARTECTA

Specifications:	Length (mm):	178 mm
	Height (mm):	21 mm
Ctrl. Mode:	Width (mm):	57 mm
Pwr. Supp.:	IP Rate:	IP67
Max. Out. Curr. (A):		1 A

FEATURES:

- Wi-Fi to 8x4 DMX channel receiver
- For controlling multicolour RGB(W) DMX fixtures
- Send to 8 zones with 4 DMX channels each
- Wi-Fi accessible (Easy Lighting app)
- Controllable via RF remotes



Play Wi-Fi/LAN to RF Router

A9910032 868 MHz, power supply incl.

ARTECTA

Specifications:	Length (mm):	109.7 mm
	Height (mm):	24.2 mm
Ctrl. Mode:	Width (mm):	84.7 mm
Pwr. Supp.:	IP Rate:	IP20(indoor use only)
Max. Out. Curr. (A):		1 A

FEATURES:

- Wi-Fi/LAN to RF router
- Suitable for Android & iOS (Easy Lighting app)

ZigBee LED controller 5 ch

A9916000 Compatible with ZigBee, Philips HUE and other smart home software

ARTECTA

Specifications:		Length (mm):	145 mm
		Height (mm):	16 mm
Ctrl. Mode:	ZigBee	Width (mm):	46.5 mm
Dimmable:	Yes	IP Rate:	IP20(indoor use only)
Pwr. Supp.:	12-24 VDC		

FEATURES:

- Philips HUE compatible and other universal ZigBee gateway products
- Zigbee 3.0 mesh network
- Control single colour, Tunable White, RGB(W) and RGB+CCT



AC-DC RF wireless driver

A9915820 50 W LED dimmable driver

ARTECTA

Specifications:		Out. Volt. Vf/Vo Max.:	48 VDC
		Length (mm):	210 mm
Ctrl. Mode:	RF	Height (mm):	32 mm
Pwr. Supp.:	220V-240 VAC 50 Hz	Width (mm):	50 mm
Out. Volt. Vf/Vo Min.:	8 VDC	IP Rate:	IP20(indoor use only)

FEATURES:

- One channel for single colour dimmable lighting
- Controllable by RF remote
- Suitable for 12 and 24 VDC lighting
- Push switch function included
- Protection against overheating and overcurrent



Bluetooth + RF LED Controller

A9915811 All-in-one RGB(W) LED strip controller

ARTECTA

Specifications:		Length (mm):	170 mm
		Height (mm):	29 mm
Ctrl. Mode:	Bluetooth / RF	Width (mm):	59 mm
Dimmable:	Yes	IP Rate:	IP20(indoor use only)
Pwr. Supp.:	12-24 VDC		

FEATURES:

- Bluetooth and RF control
- CCT, RGB/RGBW, RGB + CCT
- Up to 30 m transmission distance
- Pair up to 8 remotes





LED Driver Universal

A9900400 MEAN WELL LCM-25DA, 25 W

MEANWELL

Specifications:		Out. Volt. Vf/Vo Max.:	54 VDC
Ctrl. Mode:	DALI / Push-dim	Length (mm):	105 mm
Pwr. Supp.:	100-240 VAC 50-60 Hz	Height (mm):	23 mm
Out. Volt. Vf/Vo Min.:	6 VDC	Width (mm):	105 mm
		IP Rate:	IP20(indoor use only)

FEATURES:

- Constant current mode output
- Multiple levels selectable by DIP switch
- Active PFC
- DALI interface



LED Driver Universal

A9900405 MEAN WELL LCM-40DA, 40 W

MEANWELL

Specifications:		Out. Volt. Vf/Vo Max.:	100 VDC
Ctrl. Mode:	DALI / Push-dim	Length (mm):	124 mm
Pwr. Supp.:	100-240 VAC 50-60 Hz	Height (mm):	23 mm
Out. Volt. Vf/Vo Min.:	2 VDC	Width (mm):	81.5 mm
		IP Rate:	IP20(indoor use only)

FEATURES:

- Constant current mode output
- Multiple levels selectable by DIP switch
- Active PFC
- DALI interface



LED Driver Universal

A9900410 MEAN WELL LCM-60DA, 60 W

MEANWELL

Specifications:		Out. Volt. Vf/Vo Max.:	90 VDC
Ctrl. Mode:	DALI / Push-dim	Length (mm):	124 mm
Pwr. Supp.:	100-240 VAC 50-60 Hz	Height (mm):	23 mm
Out. Volt. Vf/Vo Min.:	2 VDC	Width (mm):	81.5 mm
		IP Rate:	IP20(indoor use only)

FEATURES:

- Constant current mode output
- Multiple levels selectable by DIP switch
- Active PFC
- DALI interface

TOOLbox PRO

A9915056 Configuration Device eldoLED LED drivers

ELDOLED

Specifications:		Length (mm):	76 mm
		Height (mm):	25.4 mm
Ctrl. Mode:	DALI / DMX	Width (mm):	31.8 mm
Pwr. Supp.:	5 VDC	IP Rate:	IP20(indoor use only)

FEATURES:

- Configuration device for eldoLED LED drivers
- FluxTool software downloadable for MAC/PC
- Set DMX parametres (incl. current setting)
- Test DALI functionality
- Program the driver via LEDcode interface



Solodrive 240 A

A9950240 20 W Dali LED driver

ELDOLED

Specifications:		Out. Volt. Vf/Vo Min.:	2 VDC
		Out. Volt. Vf/Vo Max.:	40 VDC
Ctrl. Mode:	DALI	Length (mm):	160 mm
Dali Ballast:	1 Ballast	Height (mm):	31 mm
Dimmable:	Yes	Width (mm):	42 mm
Pwr. Supp.:	220V-240 VAC 50 Hz	IP Rate:	IP20(indoor use only)

FEATURES:

- Hybrid HydraDrive provides smooth, flicker-free dimming down to 1 %
- ledcode2 supports several digital accessories and IoT applications
- NTC interface for robust thermal management
- Increase performance and capability of any LED fixture
- Reduce inventory and decrease lead times with configurable drivers
- Trusted brand with proven track record of performance and reliability



Solodrive 240 A

A9950250 20 W Dali LED driver pulse dimming

ELDOLED

Specifications:		Out. Volt. Vf/Vo Max.:	40 VDC
		Length (mm):	160 mm
Ctrl. Mode:	Push-dim	Height (mm):	31 mm
Dimmable:	Yes	Width (mm):	42 mm
Pwr. Supp.:	220V-240 VAC 50 Hz	IP Rate:	IP20(indoor use only)
Out. Volt. Vf/Vo Min.:	2 VDC		

FEATURES:

- Pulse dimming
- Hybrid HydraDrive provides smooth, flicker-free dimming down to 1 %
- ledcode2 supports several digital accessories and IoT applications
- NTC interface for robust thermal management
- Increase performance and capability of any LED fixture





Solodrive 20 W Dali-2 Dim to dark LED driver

A9950243 SL20 mA-E2Z0D1

ELDOLED

Specifications:		Out. Volt. Vf/Vo Max.: 40 VDC
Ctrl. Mode:	DALI	Length (mm): 183.4 mm
Pwr. Supp.:	220V-240 VAC 50 Hz	Height (mm): 30 mm
Out. Volt. Vf/Vo Min.:	2 VDC	Width (mm): 41.3 mm
		IP Rate: IP20(indoor use only)

FEATURES:

- LightShape: Dim to Warm
- Hybrid HydraDrive provides smooth, flicker-free dimming down to 1 %
- ledcode2 supports several digital accessories and IoT applications
- NTC interface for robust thermal management



Dual Drive 20 W Dali-2 dim to dark LED driver

A9950244 DL20 mA-E2Z0D1

ELDOLED

Specifications:		Out. Volt. Vf/Vo Max.: 40 VDC
Ctrl. Mode:	DALI	Length (mm): 183.4 mm
Pwr. Supp.:	220V-240 VAC 50 Hz	Height (mm): 30 mm
Out. Volt. Vf/Vo Min.:	2 VDC	Width (mm): 41.3 mm
		IP Rate: IP20 (indoor use only)

FEATURES:

- LightShape: intuitive colour temperature and intensity control
- Hybrid HydraDrive provides smooth, flicker-free dimming down to 1 %
- ledcode2 supports several digital accessories and IoT applications
- NTC interface for robust thermal management



ECOdrive AC 30 W Constant Current

A9950370 eldoLED ECO361 A 0-10 VDC 1 output

ELDOLED

Specifications:		Out. Volt. Vf/Vo Max.: 55 VDC
Ctrl. Mode:	0-10 VDC	Length (mm): 210 mm
Dimmable:	Yes	Height (mm): 34 mm
Pwr. Supp.:	100-240 VAC 50-60 Hz	Width (mm): 41 mm
Out. Volt. Vf/Vo Min.:	2 VDC	IP Rate: IP20(indoor use only)

FEATURES:

- Hybrid HydraDrive provides smooth, flicker-free dimming down to 1 %
- ledcode supports most constant current LED modules and arrays
- NTC interface for robust thermal manage
- Increase performance and capability of any LED fixture
- Trusted brand with proven track record of performance and reliability

ECODrive AC 30 W Constant Current

A9950371 eldoLED EC0360 A DALI 1 output

ELDOLED

Specifications:		Out. Volt. Vf/Vo Min.: 2 VDC
		Out. Volt. Vf/Vo Max.: 55 VDC
Ctrl. Mode:	DALI	Length (mm): 210 mm
Dali Ballast:	1 Ballast	Height (mm): 34 mm
Dimmable:	Yes	Width (mm): 41 mm
Pwr. Supp.:	100-240 VAC 50-60 Hz	IP Rate: IP20(indoor use only)

FEATURES:

- Hybrid HydraDrive provides smooth, flicker-free dimming down to 1 %
- ledcode supports most constant current LED modules and arrays
- NTC interface for robust thermal management
- Increase performance and capability of any LED fixture
- Trusted brand with proven track record of performance and reliability



SOLOdrive AC 30 W Constant Current

A9950360 eldoLED SL0361 A 0-10 VDC 1 output

ELDOLED

Specifications:		Out. Volt. Vf/Vo Max.: 55 VDC
		Length (mm): 210 mm
Ctrl. Mode:	0-10 VDC	Height (mm): 33.8 mm
Dimmable:	Yes	Width (mm): 40 mm
Pwr. Supp.:	100-240 VAC 50-60 Hz	IP Rate: IP20(indoor use only)
Out. Volt. Vf/Vo Min.:	2 VDC	

FEATURES:

- Hybrid HydraDrive provides smooth, flicker-free dimming down to 1 %
- ledcode supports most constant current LED modules and arrays
- NTC interface for robust thermal management
- Industry-best dimming performance for your fixture/application



SOLOdrive 360/S 30 W DALI CC

A9950362 eldoLED SL0360S3

ELDOLED

Specifications:		Min. Output Current (mA): 150 mA
		Max. Out. Curr. (mA): 1400 mA
Dali Ballast:	1 Ballast	Pwr. Conn. In.: Open End
Protocols:	DALI 2	Pwr. Conn. Out.: Open End
Dimmable:	Yes	Data Conn. In.: Open End
Pwr. Supp.:	100-240 VAC 50-60Hz	Data Conn. Out.: Open End
Out. Volt. Vf/Vo Min.:	2 VDC	IP Rate: IP20(indoor use only)
Out. Volt. Vf/Vo Max.:	55 VDC	Colour: White
Pwr. Cons.:	30 W	

FEATURES:

- Hybrid HydraDrive provides smooth, flicker-free dimming down to 1 %
- ledcode2 supports several digital accessories and IoT applications
- NTC interface for robust thermal management
- Industry-best dimming performance for your fixture/application





SOLOdrive AC 30 W Constant Current

A9950361 eldoLED SL0360 A DALI 1 output

ELDOLED

Specifications:		Out. Volt. Vf/Vo Min.: 2 VDC
		Out. Volt. Vf/Vo Max.: 55 VDC
Ctrl. Mode:	DALI	Length (mm): 210 mm
Dali Ballast:	1 Ballast	Height (mm): 34 mm
Dimmable:	Yes	Width (mm): 41 mm
Pwr. Supp.:	100-240 VAC 50-60 Hz	IP Rate: IP20(indoor use only)

FEATURES:

- Hybrid HydraDrive provides smooth, flicker-free dimming down to 1 %
- ledcode2 supports several digital accessories and IoT applications
- NTC interface for robust thermal management
- Industry-best dimming performance for your fixture/application
- Wide application area thanks to fully configurable dimming curve



ECOdrive AC 50 W Constant Current

A9950570 eldoLED EC0561 A 0-10 VDC 1 output

ELDOLED

Specifications:		Out. Volt. Vf/Vo Max.: 55 VDC
		Length (mm): 153 mm
Ctrl. Mode:	0-10 VDC	Height (mm): 31 mm
Dimmable:	Yes	Width (mm): 76 mm
Pwr. Supp.:	100-240 VAC 50-60 Hz	IP Rate: IP20(indoor use only)
Out. Volt. Vf/Vo Min.:	2 VDC	

FEATURES:

- Hybrid HydraDrive provides smooth, flicker-free dimming down to 1 %
- ledcode supports most constant current LED modules and arrays
- Increase performance and capability of any LED fixture
- Reduce inventory and decrease lead times with configurable drivers



ECOdrive AC 50 W Constant Current

A9950571 eldoLED EC0560 A DALI 1 output

ELDOLED

Specifications:		Out. Volt. Vf/Vo Min.: 2 VDC
		Out. Volt. Vf/Vo Max.: 55 VDC
Ctrl. Mode:	DALI	Length (mm): 153 mm
Dali Ballast:	1 Ballast	Height (mm): 31 mm
Dimmable:	Yes	Width (mm): 76 mm
Pwr. Supp.:	100-240 VAC 50-60 Hz	IP Rate: IP20(indoor use only)

FEATURES:

- Hybrid HydraDrive provides smooth, flicker-free dimming down to 1 %
- ledcode2 supports several digital accessories and IoT applications
- NTC interface for robust thermal management
- Increase performance and capability of any LED fixture
- Trusted brand with proven track record of performance and reliability

SOLOdrive AC 50 W Constant Current

A9950560 eldoLED SL0561 A 0-10 VDC 2 outputs
ELDOLED

Specifications:		Out. Volt. Vf/Vo Max.: 55 VDC
Ctrl. Mode:	0-10 VDC	Length (mm): 153 mm
Dimmable:	Yes	Height (mm): 31 mm
Pwr. Supp.:	100-240 VAC 50-60 Hz	Width (mm): 76 mm
Out. Volt. Vf/Vo Min.:	1.5 VDC	IP Rate: IP20(indoor use only)

FEATURES:

- LightShape: Dim to Warm
- Hybrid HydraDrive provides smooth, flicker-free dimming down to 1 %
- ledcode supports most constant current LED modules and arrays
- NTC interface for robust thermal management
- Wide application area thanks to fully configurable dimming curve



SOLOdrive AC 50 W Constant Current

A9950561 eldoLED SL0560 A DALI 1 Ballast 1 output
ELDOLED

Specifications:		Out. Volt. Vf/Vo Max.: 55 VDC
Ctrl. Mode:	DALI	Length (mm): 153 mm
Dimmable:	Yes	Height (mm): 31 mm
Pwr. Supp.:	100-240 VAC 50-60 Hz	Width (mm): 76 mm
Out. Volt. Vf/Vo Min.:	1.5 VDC	IP Rate: IP20(indoor use only)

FEATURES:

- LightShape: Dim to Warm
- Hybrid HydraDrive provides smooth, flicker-free dimming down to 1 %
- ledcode2 supports several digital accessories and IoT applications
- NTC interface for robust thermal management
- Wide application area thanks to fully configurable dimming curve



DUALdrive AC 50 W Constant Current

A9950562 eldoLED DL0560 A DALI 2 Ballast 2 outputs
ELDOLED

Specifications:		Out. Volt. Vf/Vo Min.: 1.5 VDC
		Out. Volt. Vf/Vo Max.: 55 VDC
Ctrl. Mode:	DALI	Length (mm): 153 mm
Dali Ballast:	2 Ballast	Height (mm): 31 mm
Dimmable:	Yes	Width (mm): 76 mm
Pwr. Supp.:	100-240 VAC 50-60 Hz	IP Rate: IP20(indoor use only)

FEATURES:

- LightShape: intuitive colour temperature and intensity control
- Hybrid HydraDrive provides smooth, flicker-free dimming down to 1 %
- ledcode2 supports several digital accessories and IoT applications
- Wide application area thanks to fully configurable dimming curve
- Perfect for tunable white applications





SOLOdrive AC 100 W Constant Current

A9950060 eldoLED SL1061 A 0–10 VDC 4 outputs

ELDOLED

Specifications:		Out. Volt. Vf/Vo Max.: 57 VDC
Ctrl. Mode:	0-10 VDC	Length (mm): 388 mm
Dimmable:	Yes	Height (mm): 30 mm
Pwr. Supp.:	100-240 VAC 50-60 Hz	Width (mm): 42 mm
Out. Volt. Vf/Vo Min.:	2 VDC	IP Rate: IP20(indoor use only)

FEATURES:

- 100 W dimmable RGB(W) LED driver
- Smooth, flickerfree dimming
- Maximum energy and operational efficiency
- 0—10 VDC and 200 mA



SOLOdrive AC 100 W Constant Current

A9950061 eldoLED SL1060 A DALI 1 Ballast 4 outputs

ELDOLED

Specifications:		Out. Volt. Vf/Vo Min.: 2 VDC
Ctrl. Mode:	DALI	Out. Volt. Vf/Vo Max.: 57 VDC
Dali Ballast:	1 Ballast	Length (mm): 388 mm
Dimmable:	Yes	Height (mm): 30 mm
Pwr. Supp.:	100-240 VAC 50-60 Hz	Width (mm): 42 mm
		IP Rate: IP20(indoor use only)

FEATURES:

- 100 W dimmable RGB(W) LED driver
- Smooth, flickerfree dimming
- Made for DMX/DALI environment
- Maximum energy and operational efficiency
- 2—57 VDC and 200—1050 mA



DUALdrive AC 100 W Constant Current

A9950062 eldoLED DL1060 A DALI 2 Ballast 4 outputs

ELDOLED

Specifications:		Out. Volt. Vf/Vo Min.: 2 VDC
Ctrl. Mode:	DALI	Out. Volt. Vf/Vo Max.: 57 VDC
Dali Ballast:	2 Ballast	Length (mm): 388 mm
Dimmable:	Yes	Height (mm): 30 mm
Pwr. Supp.:	100-240 VAC 50-60 Hz	Width (mm): 42 mm
		IP Rate: IP20(indoor use only)

FEATURES:

- 100 W dimmable RGB(W) LED driver
- Smooth, flickerfree dimming
- Made for 2x DMX/DALI environment
- Maximum energy and operational efficiency
- 2—57 VDC and 200—1050 mA



POWERdrive AC 100 W Constant Current

A9950045 eldoLED PWR1060 A DALI / DMX 4 channels 4 outputs

ELDOLED

Specifications:		Out. Volt. Vf/Vo Max.: 55 VDC
Ctrl. Mode:	DALI / DMX	Length (mm): 388 mm
Pwr. Supp.:	100-240 VAC 50-60 Hz	Height (mm): 30 mm
Out. Volt. Vf/Vo Min.:	2 VDC	Width (mm): 42 mm
		IP Rate: IP20(indoor use only)

FEATURES:

- 100 W dimmable RGB(W) LED driver
- Smooth, flickerfree dimming
- Made for DMX/DALI environment
- Maximum energy and operational efficiency
- 2—55 VDC and 200—1050 mA

LINEARdrive AC 100 W Constant Voltage

A9950055 eldoLED LIN100 A DALI / DMX 4 channels 4 outputs

ELDOLED

Specifications:		Pwr. Supp.:	100-240 VAC 50-60 Hz
		Length (mm):	388 mm
Ctrl. Mode:	DALI / DMX	Height (mm):	30 mm
DMX Ch.:	4	Width (mm):	45 mm
Dali Ballast:	4 Ballast	IP Rate:	IP20(indoor use only)
Dimmable:	Yes		

FEATURES:

- Hybrid HydraDrive provides smooth, flicker-free dimming down to 1 %
- Tunable dynamic response
- ledcode supports most constant current LED modules and arrays



POWERdrive AC 100 W Constant Current

A9950046 PWR106S1 DMX/Dali

ELDOLED

Specifications:		Out. Volt. Vf/Vo Max.:	57 VDC
		Length (mm):	230 mm
Ctrl. Mode:	DALI / DMX	Height (mm):	80 mm
DMX Ch.:	4	Width (mm):	30 mm
Pwr. Supp.:	120-250 VAC 50-60 Hz	IP Rate:	IP20(indoor use only)
Out. Volt. Vf/Vo Min.:	2 VDC		

FEATURES:

- 100 W dimmable RGB(W) LED driver
- Made for DMX/DALI environment
- Maximum energy and operational efficiency
- 2—57 VDC and 200—1050 mA



LINEARdrive AC 100 W Constant Voltage

A9950056 DMX/Dali

ELDOLED

Specifications:		Pwr. Supp.:	120-250 VAC 50-60 Hz
		Length (mm):	230 mm
Ctrl. Mode:	DALI / DMX	Height (mm):	30 mm
DMX Ch.:	4	Width (mm):	80 mm
Dali Ballast:	4 Ballast	IP Rate:	IP20(indoor use only)
Dimmable:	Yes		

FEATURES:

- Hybrid HydraDrive provides smooth, flicker-free dimming down to 1 %
- Tunable dynamic respons
- ledcode supports most constant current LED modules and arrays
- Compatible with enclosure system DRYverbox 100/S



Power Supply 35 W/12 VDC

A9900314 MEAN WELL LRS-35-12

MEANWELL

Specifications:

Pwr. Supp.: 88-264 VAC
 Out. Volt.: 12 VDC
 Pwr. Cons.: 36 W
 Out. Curr. (A): 3 A
 Prot. Class: I
 Length (mm): 99 mm
 Height (mm): 30 mm
 Width (mm): 83 mm
 IP Rate: IP20(indoor use only)



Power Supply 50 W/12 VDC

A9900315 MEAN WELL LRS-50-12

MEANWELL

Specifications:

Pwr. Supp.: 88-264 VAC
 Out. Volt.: 12 VDC
 Pwr. Cons.: 504 W
 Out. Curr. (A): 4.2 A
 Prot. Class: I
 Length (mm): 99 mm
 Height (mm): 30 mm
 Width (mm): 82 mm
 IP Rate: IP20(indoor use only)



Power Supply 100 W/12 VDC

A9900316 MEAN WELL LRS-100-12

MEANWELL

Specifications:

Pwr. Supp.: 88-264 VAC
 Out. Volt.: 12 VDC
 Pwr. Cons.: 102 W
 Out. Curr. (A): 8.5 A
 Prot. Class: I
 Length (mm): 129 mm
 Height (mm): 30 mm
 Width (mm): 97 mm
 IP Rate: IP20(indoor use only)



Power Supply 100 W/12 VDC

A9900335 MEAN WELL RSP-100-12

MEANWELL

Specifications:

Pwr. Supp.: 88-264 VAC
 Out. Volt.: 12 VDC
 Pwr. Cons.: 102 W
 Out. Curr. (A): 8.49 A
 Prot. Class: I
 Length (mm): 179 mm
 Height (mm): 30 mm
 Width (mm): 99 mm
 IP Rate: IP20(indoor use only)



Power Supply 150 W/12 VDC

A9900336 MEAN WELL RSP-150-12

MEANWELL

Specifications:

Pwr. Supp.: 88-264 VAC
 Out. Volt.: 12 VDC
 Pwr. Cons.: 150 W
 Out. Curr. (A): 12.5 A
 Prot. Class: I
 Length (mm): 199 mm
 Height (mm): 30 mm
 Width (mm): 99 mm
 IP Rate: IP20(indoor use only)

Power Supply 200 W/12 VDC

A9900337 MEAN WELL RSP-200-12

MEANWELL

Specifications:

Pwr. Supp.: 88-264 VAC
 Out. Volt.: 12 VDC
 Pwr. Cons.: 2004 W
 Out. Curr. (A): 16.7 A
 Prot. Class: I
 Length (mm): 245 mm
 Height (mm): 30 mm
 Width (mm): 115 mm
 IP Rate: IP20(indoor use only)



Power Supply 320 W/12 VDC

A9900338 MEAN WELL RSP-320-12

MEANWELL

Specifications:

Pwr. Supp.: 88-264 VAC
 Out. Volt.: 12 VDC
 Pwr. Cons.: 3204 W
 Out. Curr. (A): 26.7 A
 Prot. Class: I
 Length (mm): 215 mm
 Height (mm): 30 mm
 Width (mm): 115 mm
 IP Rate: IP20(indoor use only)



Power Supply 40 W/12 VDC

A9900353 MEAN WELL NPF-40-12

MEANWELL

Specifications:

Pwr. Supp.: 90-305 VAC
 Out. Volt.: 12 VDC
 Pwr. Cons.: 4008 W
 Out. Curr. (A): 3.34 A
 Prot. Class: II
 Length (mm): 150 mm
 Height (mm): 35 mm
 Width (mm): 53 mm
 IP Rate: IP67



Power Supply 60 W/12 VDC

A9900354 MEAN WELL NPF-60-12

MEANWELL

Specifications:

Pwr. Supp.: 90-305 VAC
 Out. Volt.: 12 VDC
 Pwr. Cons.: 60 W
 Out. Curr. (A): 5 A
 Prot. Class: II
 Length (mm): 150 mm
 Height (mm): 35 mm
 Width (mm): 53 mm
 IP Rate: IP67



Power Supply 90 W/12 VDC

A9900355 MEAN WELL NPF-90-12

MEANWELL

Specifications:

Pwr. Supp.: 90-305 VAC
 Out. Volt.: 12 VDC
 Pwr. Cons.: 90 W
 Out. Curr. (A): 7.5 A
 Prot. Class: II
 Length (mm): 171 mm
 Height (mm): 375 mm
 Width (mm): 63 mm
 IP Rate: IP67





Power Supply 35 W/24 VDC

A9900324 MEAN WELL LRS-35-24

MEANWELL

Specifications:

Pwr. Supp.: 88-264 VAC
 Out. Volt.: 24 VDC
 Pwr. Cons.: 36 W
 Out. Curr. (A): 1.5 A
 Prot. Class: I
 Length (mm): 99 mm
 Height (mm): 30 mm
 Width (mm): 82 mm
 IP Rate: IP20(indoor use only)



Power Supply 50 W/24 VDC

A9900325 MEAN WELL LRS-50-24

MEANWELL

Specifications:

Pwr. Supp.: 88-264 VAC
 Out. Volt.: 24 VDC
 Pwr. Cons.: 528 W
 Out. Curr. (A): 2.2 A
 Prot. Class: I
 Length (mm): 99 mm
 Height (mm): 30 mm
 Width (mm): 82 mm
 IP Rate: IP20(indoor use only)



Power Supply 100 W/24 VDC

A9900326 MEAN WELL LRS-100-24

MEANWELL

Specifications:

Pwr. Supp.: 88-264 VAC
 Out. Volt.: 24 VDC
 Pwr. Cons.: 108 W
 Out. Curr. (A): 4.5 A
 Prot. Class: I
 Length (mm): 129 mm
 Height (mm): 30 mm
 Width (mm): 97 mm
 IP Rate: IP20(indoor use only)



Power Supply 100 W/24 VDC

A9900345 MEAN WELL RSP-100-24

MEANWELL

Specifications:

Pwr. Supp.: 88-264 VAC
 Out. Volt.: 24 VDC
 Pwr. Cons.: 100.8 W
 Out. Curr. (A): 4.19 A
 Prot. Class: I
 Length (mm): 179 mm
 Height (mm): 30 mm
 Width (mm): 99 mm
 IP Rate: IP20(indoor use only)



Power Supply 150 W/24 VDC

A9900346 MEAN WELL RSP-150-24

MEANWELL

Specifications:

Pwr. Supp.: 88-264 VAC
 Out. Volt.: 24 VDC
 Pwr. Cons.: 1512 W
 Out. Curr. (A): 6.3 A
 Prot. Class: I
 Length (mm): 199 mm
 Height (mm): 30 mm
 Width (mm): 99 mm
 IP Rate: IP20(indoor use only)

Power Supply 200 W/24 VDC

A9900347 MEAN WELL RSP-200-24

MEANWELL

Specifications:

Pwr. Supp.: 88-264 VAC
 Out. Volt.: 24 VDC
 Pwr. Cons.: 2016 W
 Out. Curr. (A): 8.4 A
 Prot. Class: I
 Length (mm): 245 mm
 Height (mm): 30 mm
 Width (mm): 115 mm
 IP Rate: IP20(indoor use only)



Power Supply 320 W/24 VDC

A9900348 MEAN WELL RSP-320-24

MEANWELL

Specifications:

Pwr. Supp.: 88-264 VAC
 Out. Volt.: 24 VDC
 Pwr. Cons.: 3216 W
 Out. Curr. (A): 13.4 A
 Prot. Class: I
 Length (mm): 215 mm
 Height (mm): 30 mm
 Width (mm): 115 mm
 IP Rate: IP20(indoor use only)



Power Supply 40 W/24 VDC

A9900363 MEAN WELL NPF-40-24

MEANWELL

Specifications:

Pwr. Supp.: 90-305 VAC
 Out. Volt.: 24 VDC
 Pwr. Cons.: 401 W
 Out. Curr. (A): 1.67 A
 Prot. Class: II
 Length (mm): 150 mm
 Height (mm): 35 mm
 Width (mm): 53 mm
 IP Rate: IP67



Power Supply 60 W/24 VDC

A9900364 MEAN WELL NPF-60-24

MEANWELL

Specifications:

Pwr. Supp.: 90-305 VAC
 Out. Volt.: 24 VDC
 Pwr. Cons.: 60 W
 Out. Curr. (A): 2.5 A
 Prot. Class: II
 Length (mm): 150 mm
 Height (mm): 35 mm
 Width (mm): 53 mm
 IP Rate: IP67



Power Supply 90 W/24 VDC

A9900365 MEAN WELL NPF-90-24

MEANWELL

Specifications:

Pwr. Supp.: 90-305 VAC
 Out. Volt.: 24 VDC
 Pwr. Cons.: 90 W
 Out. Curr. (A): 3.75 A
 Prot. Class: II
 Length (mm): 171 mm
 Height (mm): 38 mm
 Width (mm): 63 mm
 IP Rate: IP67





Power Supply 120 W/24 VDC

A9900366 MEAN WELL NPF-120-24

MEANWELL

Specifications:

Pwr. Supp.: 90-305 VAC
 Out. Volt.: 24 VDC
 Pwr. Cons.: 120 W
 Out. Curr. (A): 5 A
 Prot. Class: II
 Length (mm): 191 mm
 Height (mm): 38 mm
 Width (mm): 63 mm
 IP Rate: IP67



LED Power Supply 40 W/24 VDC

A9900380 MEAN WELL HLG-40H-24

MEANWELL

Specifications:

Pwr. Supp.: 90-305 VAC
 Out. Volt.: 24 VDC
 Pwr. Cons.: 40 W
 Out. Curr. (A): 1.66 A
 Prot. Class: II
 Length (mm): 171 mm
 Height (mm): 37 mm
 Width (mm): 61 mm
 IP Rate: IP67



LED Power Supply 60 W/24 VDC

A9900381 MEAN WELL HLG-60H-24

MEANWELL

Specifications:

Pwr. Supp.: 90-305 VAC
 Out. Volt.: 24 VDC
 Pwr. Cons.: 60 W
 Out. Curr. (A): 2.5 A
 Prot. Class: II
 Length (mm): 171 mm
 Height (mm): 36.8 mm
 Width (mm): 61.5 mm
 IP Rate: IP67



LED Power Supply 100 W/24 VDC

A9900382 MEAN WELL HLG-100H-24

MEANWELL

Specifications:

Pwr. Supp.: 100-240 VAC 50-60 Hz
 Out. Volt.: 24 VDC
 Pwr. Cons.: 100 W
 Out. Curr. (A): 4 A
 Prot. Class: II
 Length (mm): 220 mm
 Height (mm): 38.8 mm
 Width (mm): 68 mm
 IP Rate: IP67



LED Power Supply 150 W/24 VDC

A9900383 MEAN WELL HLG-150H-24

MEANWELL

Specifications:

Pwr. Supp.: 100-240 VAC 50-60 Hz
 Out. Volt.: 24 VDC
 Pwr. Cons.: 150 W
 Out. Curr. (A): 6 A
 Prot. Class: II
 Length (mm): 228 mm
 Height (mm): 38 mm
 Width (mm): 68 mm
 IP Rate: IP67

LED Power Supply 185 W/24 VDC

A9900384 MEAN WELL HLG-185H-24

MEANWELL

Specifications:

Pwr. Supp.: 100-240 VAC 50-60 Hz
 Out. Volt.: 24 VDC
 Pwr. Cons.: 185 W
 Out. Curr. (A): 7.7 A
 Prot. Class: II
 Length (mm): 228 mm
 Height (mm): 39 mm
 Width (mm): 68 mm
 IP Rate: IP67



LED Power Supply 240 W/24 VDC

A9900385 MEAN WELL HLG-240H-24

MEANWELL

Specifications:

Pwr. Supp.: 100-240 VAC 50-60 Hz
 Out. Volt.: 24 VDC
 Pwr. Cons.: 240 W
 Out. Curr. (A): 10 A
 Prot. Class: II
 Length (mm): 244 mm
 Height (mm): 39 mm
 Width (mm): 68 mm
 IP Rate: IP67



LED Power Supply 320 W/24 VDC

A9900386 MEAN WELL HLG-320H-24

MEANWELL

Specifications:

Pwr. Supp.: 100-240 VAC 50-60 Hz
 Out. Volt.: 24 VDC
 Pwr. Cons.: 320 W
 Out. Curr. (A): 13 A
 Prot. Class: II
 Length (mm): 252 mm
 Height (mm): 44 mm
 Width (mm): 90 mm
 IP Rate: IP67



LED Power Supply Dinrail 120 W/24 VDC

A9900550 MEAN WELL DR-120-24

MEANWELL

Specifications:

Pwr. Supp.: 88-264 VAC
 Out. Volt.: 24 VDC
 Pwr. Cons.: 120 W
 Out. Curr. (A): 5 A
 Prot. Class: I
 Length (mm): 100 mm
 Height (mm): 125.2 mm
 Width (mm): 65.5 mm
 IP Rate: IP20 (indoor use only)





LED Power Supply IP67 75 W/24 V Dali

A9900681 Meanwell ELG-75-V-24DA 3Y

MEANWELL

Specifications:

Pwr. Supp.: 100-240 VAC 50-60 Hz
 Out. Volt.: 24 VDC
 Pwr. Cons.: 75 W
 Out. Curr. (A): 3 A
 Prot. Class: II
 Length (mm): 180 mm
 Height (mm): 63 mm
 Width (mm): 36 mm
 IP Rate: IP67



LED Power Supply IP67 100 W/24 VDC Dali

A9900682 Meanwell ELG-100-V-24DA 3Y

MEANWELL

Specifications:

Pwr. Supp.: 100-240 VAC 50-60 Hz
 Out. Volt.: 24 VDC
 Pwr. Cons.: 100 W
 Out. Curr. (A): 4 A
 Prot. Class: II
 Length (mm): 199 mm
 Height (mm): 63 mm
 Width (mm): 36 mm
 IP Rate: IP67



LED Power Supply IP67 150 W/24 V Dali

A9900683 Meanwell ELG-150-V-24DA 3Y

MEANWELL

Specifications:

Pwr. Supp.: 100-240 VAC 50-60 Hz
 Out. Volt.: 24 VDC
 Pwr. Cons.: 150 W
 Out. Curr. (A): 6 A
 Prot. Class: II
 Length (mm): 219 mm
 Height (mm): 36 mm
 Width (mm): 63 mm
 IP Rate: IP67



LED Power Supply IP67 240 W/24 V Dali

A9900684 Meanwell ELG-240-V-24DA 3Y

MEANWELL

Specifications:

Pwr. Supp.: 100-240 VAC 50-60 Hz
 Out. Volt.: 24 VDC
 Pwr. Cons.: 240 W
 Out. Curr. (A): 10 A
 Prot. Class: II
 Length (mm): 244 mm
 Height (mm): 38 mm
 Width (mm): 71 mm
 IP Rate: IP67

IP67 Data Extension Cable

ARCTEA

- A9920800** 1.5 m
- A9920801** 3 m
- A9920802** 6 m
- A9920803** 10 m



IP67 Power Extension Cable

ARCTEA

- A9920820** 1.5 m
- A9920821** 3 m
- A9920822** 6 m
- A9920823** 10 m



Power cable euro-open end

ARCTEA

A9920811



Wieland Plug + 2 m Cable

WIELAND

90804




Mounting Devices
Arctea Accessories

Olympia Surface Kit 4 Hooks

ARCTEA


A0160920 For 60 x 60 LED Panels



Olympia Surface Kit 6 Hooks

ARCTEA

A0160930 For 30 x 120 LED Panels



Olympia Suspension Kit 4 Wires

ARCTEA

A0160900 For 60 x 60 LED Panels

A0160910 For 30 x 120 LED Panels

- Length (mm): 40 mm
- Height (mm): 17 mm
- Width (mm): 20 mm
- Cable Length: 1.5 m



Mounting frame for Argos LED Panel 60x60

ARCTEA

A0160940 Aluminium Frame

A0160941 Aluminium Frame

- Length (mm): 600 mm
- Height (mm): 70 mm
- Width (mm): 600 mm
- IP Rate: IP20(indoor use only)



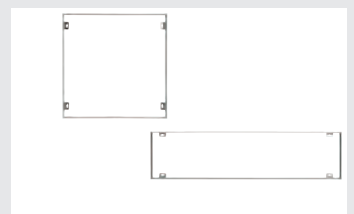
Olympia Surface Frame 6060

ARCTEA

A0160921

A0160931 Frame 30 x 120

- Length (mm): 600 mm
- Height (mm): 45 mm
- Width (mm): 600 mm



Immerse your audience in a spectacular experience

The ultimate combination of show lights and special effects amplifies the mood and accentuates the highlights within the story of an event. There is no way around this if you want to make a lasting impression with your audience.

We provide solutions for a variety of effects, such as smoke, bubbles, snow, confetti, and CO₂. A single effect can be used for different purposes. Take fog, for example. It can be created through Fazers and Hazers to make beams of light more visible. It can be also used to block the view from certain areas or to draw people's attention with large, smoke-filled bubbles.

You can create a mystical or romantic effect by using a low-fog machine or even mimic CO₂ effects with an upward eject smoke machine for creating a bombastic experience. On top of that, you can add a fragrance to your smoke through a scented additive.

No matter what special effect solution you may need, you will require reliable, long-lasting, and safe devices that are perfectly capable of conveying your intentions. We offer a wide range of special effects for every setting, both for professional as well as consumer purposes. From fog and confetti machines to fans and special FX consumables.







Dragon 500

61100 400 W Fogmachine

SHOWTEC

Specifications:

Pwr. Supp.: 240 VAC 50-60 Hz
 Pwr. Cons.: 500 W
 Pwr. Conn. In.: IEC C13 female
 Heater: 400 W
 Warm-up Time: 3 min
 Output Cap.: 114 m³/min
 Output Dir.: Forward

Fluid Cons.: 125 ml/min
 Length (mm): 260 mm
 Height (mm): 110 mm
 Width (mm): 160 mm
 Weight: 2 kg
 IP Rate: IP20(indoor use only)
 Ctrl. Mode: Remote
 Incl. Remote: Wired

FEATURES:

- Compact and stylish design
- 400 W Heater
- Including wired on/off remote control
- Including hanging bracket



Dragon 1500

61102 1500 W Fogmachine

SHOWTEC

Specifications:

Pwr. Supp.: 240 VAC 50-60 Hz
 Pwr. Cons.: 1500 W
 Pwr. Conn. In.: IEC C13 female
 Heater: 1500 W
 Warm-up Time: 6 min
 Output Cap.: 850 m³/min
 Output Dir.: Forward

Fluid Cons.: 125 ml/min
 Length (mm): 423 mm
 Height (mm): 268 mm
 Width (mm): 320 mm
 Weight: 7 kg
 IP Rate: IP20(indoor use only)
 Ctrl. Mode: Remote
 WL: Optional
 Incl. Remote: Wired

FEATURES:

- Powerful output
- Stylish design
- 1500 W Heater
- Including Wired Remote Controller
- Suitable for Club, DJ, Stage



Dragon 2000

61103 2000 W Fogmachine

SHOWTEC

Specifications:

Pwr. Supp.: 240 VAC 50-60 Hz
 Pwr. Cons.: 2000 W
 Pwr. Conn. In.: IEC C13 female
 Heater: 2000 W
 Warm-up Time: 6 min
 Output Cap.: 1130 m³/min
 Output Dir.: Forward
 Fluid Cons.: 125 ml/min

Length (mm): 455 mm
 Height (mm): 210 mm
 Width (mm): 262 mm
 Weight: 7.8 kg
 IP Rate: IP20(indoor use only)
 Ctrl. Mode: DMX / Remote
 DMX Ch.: 1
 WL: Optional
 Incl. Remote: Wired

FEATURES:

- Powerful Output
- Perfect price / performance ratio
- Stylish design
- DMX512 Control
- Including Timer/Remote Controller
- 2000 W Heater

Z-80

60651 700 W Fogger EU version

60651UK 700W Fogger UK version

ANTARI

Specifications:

Pwr. Supp.:	240 VAC 50-60 Hz	Fluid Cons.:	8 ml/min
Pwr. Cons.:	700 W	Length (mm):	333 mm
Pwr. Conn. In.:	Schuko Plug	Height (mm):	130 mm
Heater:	700 W	Width (mm):	160 mm
Warm-up Time:	4 min	Weight:	3.6 kg
Output Dir.:	Forward	IP Rate:	IP20(indoor use only)
		Ctrl. Mode:	Remote
		Incl. Remote:	Z-10

FEATURES:

- Compact design
- 700 W Heater
- Wired remote included
- 1L Tank



Z-80

60650UK 700W Fogger UK incl. Wireless Remote

ANTARI

Specifications:

Pwr. Supp.:	240 VAC 50-60 Hz	Fluid Cons.:	8 ml/min
Pwr. Cons.:	700 W	Length (mm):	333 mm
Pwr. Conn. In.:	UK plug	Height (mm):	130 mm
Heater:	700 W	Width (mm):	160 mm
Warm-up Time:	4 min	Weight:	3.6 kg
Output Dir.:	Forward	IP Rate:	IP20(indoor use only)
		Ctrl. Mode:	Remote
		Incl. Remote:	WL

FEATURES:

- Small output for small venues
- Z80 MK2 included wireless remote
- UK power connector
- 4 minute warmup time
- 0.8 L fluid tank capacity
- 8 ml / min (100 minutes at full output)



WTF-F800

61130 800 W Fogger

SHOWTEC

Specifications:

Pwr. Supp.:	240 VAC 50-60 Hz	Fluid Cons.:	18 ml/min
Pwr. Cons.:	800 W	Length (mm):	330 mm
Pwr. Conn. In.:	Schuko Plug	Height (mm):	235 mm
Heater:	800 W	Width (mm):	256 mm
Warm-up Time:	4 min	Weight:	4 kg
Output Cap.:	70 m³/min	IP Rate:	IP20(indoor use only)
Output Dir.:	Forward	Ctrl. Mode:	Remote
		Incl. Remote:	Wired

FEATURES:

- Powerful output
- Stylish design
- 800 W Heater
- Including Wired Remote Controller





Z-800 MKII

60672 800 W Compact Fogger

ANTARI

Specifications:

Pwr. Supp.:	240 VAC 50-60 Hz
Pwr. Cons.:	800 W
Pwr. Conn. In.:	Schuko Plug
Heater:	800 W
Warm-up Time:	2 min
Output Cap.:	85 m ³ /min
Output Dir.:	Forward

Fluid Cons.:	13 ml/min
Length (mm):	315 mm
Height (mm):	218 mm
Width (mm):	128 mm
Weight:	3.5 kg
IP Rate:	IP20(indoor use only)
Ctrl. Mode:	Manual / Remote
Incl. Remote:	Z-10

FEATURES:

- Small output for small venues
- Consistent, steady output
- Short heat-up time
- Effective heat energy transfer
- Efficient power control system
- 13 ml / min (60 minutes at full output)
- Controllable by wireless, timer or in stand-alone mode



Z-1000 MKII

60673 1000 W Fogger

60673UK 1000 W Fogger UK Version

ANTARI

Specifications:

Pwr. Supp.:	240 VAC 50-60 Hz
Pwr. Cons.:	1000 W
Pwr. Conn. In.:	IEC C13 female
DMX Conn.:	XLR 3P In/Out
Heater:	1000 W
Warm-up Time:	6 min
Output Cap.:	280 m ³ /min
Output Dir.:	Forward

Fluid Cons.:	56 ml/min
Length (mm):	433 mm
Height (mm):	214 mm
Width (mm):	198 mm
Weight:	6.6 kg
IP Rate:	IP20(indoor use only)
Ctrl. Mode:	DMX / Manual / Remote
DMX Ch.:	1
Incl. Remote:	Z-10

FEATURES:

- High performance output
- DMX, manual and cable remote controllable
- 6 min warm-up time
- 1.7 L fluid tank capacity
- 56 ml / min (30 minutes at full output)
- Z-10 remote included



WTF-F1000

61131 1000 W DMX Fogger

SHOWTEC

Specifications:

Pwr. Supp.:	240 VAC 50-60 Hz
Pwr. Cons.:	1000 W
Pwr. Conn. In.:	Schuko Plug
Heater:	1000 W
Warm-up Time:	6 min
Output Cap.:	280 m ³ /min
Output Dir.:	Forward

Fluid Cons.:	72 ml/min
Length (mm):	385 mm
Height (mm):	247 mm
Width (mm):	270 mm
Weight:	5.8 kg
IP Rate:	IP20(indoor use only)
Ctrl. Mode:	DMX / Remote
DMX Ch.:	1
Incl. Remote:	Wired

FEATURES:

- Powerful Output
- Stylish design
- 1000 W Heater
- Remote control

Z-1200 MKII

60674 1200 W Fogger

60674UK 1200 W Fogger UK Version

ANTARI

Specifications:

Pwr. Supp.:	240 VAC 50-60 Hz	Fluid Cons.:	72 ml/min
Pwr. Cons.:	1200 W	Length (mm):	458 mm
Pwr. Conn. In.:	Schuko Plug	Height (mm):	251 mm
DMX Conn.:	XLR 3P In/Out	Width (mm):	243 mm
Heater:	1200 W	Weight:	10.9 kg
Warm-up Time:	10 min	IP Rate:	IP20(indoor use only)
Output Dir.:	Forward	Ctrl. Mode:	DMX / Manual / Remote
		DMX Ch.:	1
		Incl. Remote:	Z-8

FEATURES:

- High performance output
- Suitable for creating an atmospheric effect and mid-air fog
- DMX, Manual and Timer remote controllable (wireless optional)
- Wireless remote is optional
- 2.5 L fluid tank capacity
- 72 ml / min (35 minutes at full output)
- Hanging bracket and Z-8 remote included



Z-1500 MKII

60675 1500 W Fogger

ANTARI

Specifications:

Pwr. Supp.:	240 VAC 50-60 Hz	Fluid Cons.:	110 ml/min
Pwr. Cons.:	1500 W	Length (mm):	688 mm
Pwr. Conn. In.:	Schuko Plug	Height (mm):	257 mm
DMX Conn.:	XLR 3P In/Out / XLR 5P In/Out	Width (mm):	285 mm
Heater:	1500 W	Weight:	14 kg
Warm-up Time:	10 min	IP Rate:	IP20(indoor use only)
Output Cap.:	560 m ³ /min	Ctrl. Mode:	DMX / Manual / Remote / Stand Alone / Timer
Output Dir.:	Forward	DMX Ch.:	1
		Incl. Remote:	Z-20

FEATURES:

- High performance output
- Suitable for creating an atmospheric effect and mid-air fog
- DMX, Manual and Timer remote controllable (wireless optional)
- Wireless remote is optional
- 6 L fluid tank capacity
- 110 ml / min (50 minutes at full output)
- Z-20 remote control included



Z-3000 MKII

60676 3000W Fogger

60676UK 3000W Fogger UK Version

ANTARI

Specifications:

Pwr. Supp.:	240 VAC 50-60 Hz	Fluid Cons.:	200 ml/min
Pwr. Cons.:	2500 W	Length (mm):	735 mm
Pwr. Conn. In.:	Schuko Plug	Height (mm):	269 mm
DMX Conn.:	XLR 3P In/Out / XLR 5P In/Out	Width (mm):	310 mm
Heater:	2500 W	Weight:	19.9 kg
Warm-up Time:	12 min	IP Rate:	IP20(indoor use only)
Output Cap.:	1130 m ³ /min	Ctrl. Mode:	DMX / Manual / Remote / Stand Alone / Timer
Output Dir.:	Forward	DMX Ch.:	1
		Incl. Remote:	Z-20

FEATURES:

- High performance output
- Suitable for creating an atmospheric effect
- DMX, Manual and Timer remote controllable (wireless optional)
- Wireless remote is optional
- 6 L fluid tank capacity
- 200 ml / min (30 minutes at full output)
- Z-20 remote control included





W-515D

60780 1500 W Pro Fogger W-DMX

ANTARI

Specifications:

Pwr. Supp.:	240 VAC 50-60 Hz	Fluid Cons.:	100 ml/min
Pwr. Cons.:	1450 W	Length (mm):	561 mm
Pwr. Conn. In.:	powerCON Blue	Height (mm):	264 mm
DMX Conn.:	XLR 3P In/Out / XLR 5P In/Out	Width (mm):	278 mm
Heater:	1450 W	Weight:	14.5 kg
Warm-up Time:	10 min	IP Rate:	IP20(indoor use only)
Output Cap.:	560 m ³ /min	Ctrl. Mode:	DMX / Manual / Remote / Stand Alone / Timer
Output Dir.:	Forward	DMX Ch.:	1
		WL:	WL DMX
		Incl. Remote:	W-2

FEATURES:

- Smart Wireless Remote included
- Onboard W-DMX Wireless Solutions Sweden
- powerCON input
- Rugged housing
- Continuous output



W-530D

60781 3000 W Pro Fogger W-DMX

ANTARI

Specifications:

Pwr. Supp.:	240 VAC 50-60 Hz	Fluid Cons.:	160 ml/min
Pwr. Cons.:	2500 W	Length (mm):	581 mm
Pwr. Conn. In.:	powerCON Blue	Height (mm):	265 mm
DMX Conn.:	XLR 3P In/Out / XLR 5P In/Out	Width (mm):	278 mm
Heater:	2500 W	Weight:	19.1 kg
Warm-up Time:	12 min	IP Rate:	IP20(indoor use only)
Output Cap.:	1130 m ³ /min	Ctrl. Mode:	DMX / Manual / Remote / Stand Alone / Timer
Output Dir.:	Forward	DMX Ch.:	1
		WL:	WL DMX
		Incl. Remote:	W-1

FEATURES:

- Wireless Remote included
- Onboard W-DMX Wireless Solutions Sweden
- powerCON input
- Rugged housing
- Continuous output



M-5 Tour Fogger

60648 1500 W Pro Fogger

ANTARI

Specifications:

Pwr. Supp.:	240 VAC 50-60 Hz	Length (mm):	668 mm
Pwr. Cons.:	1500 W	Height (mm):	170 mm
Pwr. Conn. In.:	powerCON Blue	Width (mm):	319 mm
DMX Conn.:	XLR 3P In/Out	Weight:	15.5 kg
Heater:	1500 W	IP Rate:	IP20(indoor use only)
Warm-up Time:	8 min	Ctrl. Mode:	DMX / Manual / Remote / Stand Alone / Timer
Output Cap.:	700 m ³ /min	DMX Ch.:	1
Output Dir.:	Forward	WL:	Optional
Fluid Cons.:	160 ml/min	Incl. Remote:	M-20

FEATURES:

- High performance stage fogger
- High tank capacity 10 L
- DMX512 on board
- 1500 watt Heater

M-10 Tour Fogger

60649 3000 W Pro Fogger

ANTARI

Specifications:

Pwr. Supp.: 240 VAC 50-60 Hz
Pwr. Cons.: 3000 W
Pwr. Conn. In.: powerCON Blue
DMX Conn.: XLR 3P In/Out
Heater: 3000 W
Warm-up Time: 9.5 min
Output Cap.: 1415 m³/min
Output Dir.: Forward
Fluid Cons.: 250 ml/min

Length (mm): 690 mm
Height (mm): 298 mm
Width (mm): 320 mm
Weight: 21 kg
IP Rate: IP20(indoor use only)
Ctrl. Mode: DMX / Manual / Remote / Stand Alone / Timer
DMX Ch.: 1
WL: Optional
Incl. Remote: M-20



FEATURES:

- High performance stage fogger
- High tank capacity 10 L
- DMX512 on board
- 3000 watt heater

Dragon 1500 Upright

61104 CO₂-effect

SHOWTEC

Specifications:

Pwr. Supp.: 240 VAC 50-60 Hz
Pwr. Cons.: 1500 W
Pwr. Conn. In.: IEC C13 female
Heater: 1500 W
Warm-up Time: 6 min
Output Cap.: 850 m³/min
Output Dir.: Up
Fluid Cons.: 140 ml/min

Length (mm): 300 mm
Height (mm): 190 mm
Width (mm): 400 mm
Weight: 7.7 kg
IP Rate: IP20(indoor use only)
Ctrl. Mode: DMX / Remote
DMX Ch.: 1
WL: Optional
Incl. Remote: Wired



FEATURES:

- Powerful output
- CO₂ simulating Effect
- Suitable for Club, DJ, Stage
- Including Wired Remote Controller

Dragon 1500 Upright RGB

61105 RGB CO₂-effect

SHOWTEC

Specifications:

Pwr. Supp.: 240 VAC 50-60 Hz
Pwr. Cons.: 1500 W
Pwr. Conn. In.: IEC C13 female
Heater: 1500 W
Warm-up Time: 6 min
Output Dir.: Up
Fluid Cons.: 140 ml/min
Length (mm): 300 mm

Height (mm): 190 mm
Width (mm): 400 mm
Weight: 7.9 kg
IP Rate: IP20(indoor use only)
Ctrl. Mode: DMX / Manual / Stand Alone
DMX Ch.: 8
WL: Optional
Light Src. Type: LED
LED Colour Type: RGB
Incl. Remote: Wired



FEATURES:

- Colourful CO₂ simulating effect
- RGB LED system
- 1500 W Heater
- Suitable for Club, DJ, Stage



Z-1020

60677 1000 W CO₂ Simulating Fogger

ANTARI

Specifications:		Fluid Cons.:	24 ml/min
Pwr. Supp.:	240 VAC 50-60 Hz	Length (mm):	408 mm
Pwr. Cons.:	1000 W	Height (mm):	199 mm
Pwr. Conn. In.:	IEC C13 female	Width (mm):	295 mm
DMX Conn.:	XLR 3P In/Out	Weight:	9.8 kg
Heater:	1000 W	IP Rate:	IP20(indoor use only)
Warm-up Time:	13 min	Ctrl. Mode:	DMX / Manual / Remote
Output Cap.:	285 m ³ /min	DMX Ch.:	1
Output Dir.:	Up	Incl. Remote:	Z-10

FEATURES:

- High performance vertical & horizontal fogger
- Column of fog effect
- Low energy consumption
- DMX, Manual and Timer remote controllable (wireless optional)
- 2.4 L fluid tank capacity
- 90 ml / min (25 minutes at full output)
- Z-10 remote control included



Z-1520 RGB

60755 1500 W CO₂ Simulating RGB Fogger

ANTARI

Specifications:		Length (mm):	418 mm
Pwr. Supp.:	240 VAC 50-60 Hz	Height (mm):	210 mm
Pwr. Cons.:	1550 W	Width (mm):	295 mm
Pwr. Conn. In.:	powerCON Blue	Weight:	10.4 kg
DMX Conn.:	XLR 3P In/Out	IP Rate:	IP20(indoor use only)
Heater:	1500 W	Ctrl. Mode:	DMX / Manual / Remote / Stand Alone / Timer
Warm-up Time:	5 min	DMX Ch.:	8
Output Cap.:	85 m ³ /min	LED Colour Type:	B / G / R
Output Dir.:	Up	Incl. Remote:	W-2
Fluid Cons.:	143 ml/min		

FEATURES:

- High Pressure Pump System
- RGB LEDs create coloured smoke effect
- Powerful 1500 W Heater



W-715

60727 1600 W CO₂ Simulating Fogger

60727UK 1600 W CO₂ Simulating Fogger UK Version

ANTARI

Specifications:		Fluid Cons.:	300 ml/min
Pwr. Supp.:	240 VAC 50-60 Hz	Length (mm):	448 mm
Pwr. Cons.:	1600 W	Height (mm):	210 mm
Pwr. Conn. In.:	powerCON Blue	Width (mm):	195 mm
DMX Conn.:	XLR 3P In/Out / XLR 5P In/Out	Weight:	15.5 kg
Heater:	1600 W	IP Rate:	IP20(indoor use only)
Warm-up Time:	8 min	Ctrl. Mode:	DMX / Manual / Remote / Stand Alone / Timer
Output Dir.:	Up	DMX Ch.:	1
		Incl. Remote:	W-1

FEATURES:

- Very direct fog burst of up to 5 m
- Powerful liquid pump
- Electric temp. control for instant available operation
- Advanced LCD and wireless remote included

M-4E

60764 1500 W Pro CO₂ Simulating Fogger

ANTARI

Specifications:		Fluid Cons.:	120 ml/min
Pwr. Supp.:	240 VAC 50-60 Hz	Length (mm):	345 mm
Pwr. Cons.:	1450 W	Height (mm):	381 mm
Pwr. Conn. In.:	powerCON Blue	Width (mm):	193 mm
DMX Conn.:	XLR 3P In/Out / XLR 5P In/Out	Weight:	11 kg
Heater:	1450 W	IP Rate:	IP20(indoor use only)
Warm-up Time:	5 min	Ctrl. Mode:	DMX / Manual / Remote / Stand Alone / Timer
Output Dir.:	Up	DMX Ch.:	1

FEATURES:

- Horizontal and vertical operation
- Powerful output, reaches up to 5 m high
- powerCON input
- Closed fluid tank compartment



M-4D

60765 1500 W Pro CO₂ Simulating Fogger W-DMX

ANTARI

Specifications:		Fluid Cons.:	120 ml/min
Pwr. Supp.:	240 VAC 50-60 Hz	Length (mm):	345 mm
Pwr. Cons.:	1450 W	Height (mm):	381 mm
Pwr. Conn. In.:	powerCON Blue	Width (mm):	193 mm
DMX Conn.:	XLR 3P In/Out / XLR 5P In/Out	Weight:	11 kg
Heater:	1450 W	IP Rate:	IP20(indoor use only)
Warm-up Time:	5 min	Ctrl. Mode:	DMX / Manual / Remote / Stand Alone / Timer
Output Dir.:	Up	DMX Ch.:	1
		WL:	WL DMX

FEATURES:

- Horizontal and Vertical operation
- Powerful output, reaches up to 5 m high
- W-DMX Sweden
- Closed fluid tank compartment



M-7X

60770 1500 W Pro CO₂ Simulating RGBA Fogger

ANTARI

Specifications:		Height (mm):	381 mm
Pwr. Supp.:	240 VAC 50-60 Hz	Width (mm):	344 mm
Pwr. Cons.:	1520 W	Weight:	14 kg
Pwr. Conn. In.:	powerCON TRUE1 In (Male)	IP Rate:	IP20(indoor use only)
DMX Conn.:	XLR 3P In/Out / XLR 5P In/Out	Ctrl. Mode:	DMX / Manual / Remote / Stand Alone / Timer
Heater:	1500 W	DMX Ch.:	9
Warm-up Time:	7 min	WL:	Optional
Output Dir.:	Up	Light Src. Type:	LED
Fluid Cons.:	200 ml/min	LED Colour Type:	A / B / G / R
Length (mm):	344 mm	Incl. Remote:	W-2

FEATURES:

- Horizontal, Vertical and downward operation
- Integrated RGBA LED system
- Closed fluid tank compartment
- Built-in colour chases





M-9 Jet Fog Machine

60804 1800 W Pro CO₂ Simulating 5in1 RGBWA Jet Fogger

ANTARI

Specifications:

Pwr. Supp.:	240 VAC 50-60 Hz	Length (mm):	393 mm
Pwr. Cons.:	1870 W	Height (mm):	420 mm
Pwr. Conn. In.:	powerCON TRUE1 In (Male)	Width (mm):	321 mm
DMX Conn.:	XLR 3P In/Out / XLR 5P In/Out	Weight:	25 kg
Heater:	1500 W	IP Rate:	IP20(indoor use only)
Warm-up Time:	14 min	Ctrl. Mode:	DMX / Manual / Remote / Stand Alone / Timer
Output Dir.:	Up	DMX Ch.:	10 / 15 / 25
Fluid Cons.:	400 ml/min	WL:	Optional
		Light Src. Type:	LED
		LED Colour Type:	RGBWA

FEATURES:

- Horizontal, Vertical and downward operation
- Integrated 5-in-1 RGBWA LED system
- Closed fluid tank compartment
- Built-in colour chases



M-11 Tour Fogger

60805 Dual Fog Pipe Pro Fogger

ANTARI

Specifications:

Pwr. Supp.:	240 VAC 50-60 Hz	Fluid Cons.:	400 ml/min
Pwr. Cons.:	1600 W	Length (mm):	675 mm
Pwr. Conn. In.:	powerCON TRUE1 In (Male)	Height (mm):	285 mm
DMX Conn.:	XLR 3P In/Out / XLR 5P In/Out	Width (mm):	320 mm
Heater:	1600 W	Weight:	25 kg
Warm-up Time:	13 min	IP Rate:	IP20(indoor use only)
Output Dir.:	Forward	Ctrl. Mode:	DMX / Manual / Remote / Stand Alone / Timer
		DMX Ch.:	1 / 3
		WL:	Optional

FEATURES:

- High performance Dual Output Pipe
- High tank capacity 10 L
- Double pump system
- DMX 512 on board

IP-1500

60898 1500 W Outdoor Fogger 110 V, 60 Hz

60899 1500 W Outdoor Fogger 240 V, 50 Hz

ANTARI

Specifications:

Pwr. Supp.:	110 VAC 60Hz	Length (mm):	465 mm
Pwr. Cons.:	1500 W	Height (mm):	250 mm
DMX Conn.:	XLR 3P In/Out	Width (mm):	222 mm
Heater:	1500 W	Weight:	13.5 kg
Warm-up Time:	9 min	IP Rate:	IP63
Output Cap.:	560 m ³ /min	Ctrl. Mode:	DMX / Manual / Remote / Stand Alone / Timer
Output Dir.:	Forward	DMX Ch.:	1
Fluid Cons.:	100 ml/min	Incl. Remote:	W-1

FEATURES:

- High performance waterproof fogger
- Suitable for outdoors & indoors (IP63)
- Low energy consumption
- DMX, Manual, Timer and Wireless control
- 100 ml / min (25 minutes at full output)
- W-1 wireless remote control, mounting bracket and fluid hose included





FT-20X
60775 600 W Fire Training Fogger

ANTARI

Specifications:		Length (mm):	293 mm
Pwr. Supp.:	100-240 VAC 50-60 Hz	Height (mm):	283 mm
Pwr. Cons.:	600 W	Width (mm):	108 mm
Pwr. Conn. In.:	Low Voltage DC plug	Weight:	8.5 kg
Output Dir.:	Forward	Ctrl. Mode:	DMX / Manual / Remote

FEATURES:

- Powerful 600 W fog generator
- Battery Mode operation up to 18 minutes non-stop
- Sturdy, compact and light weight design
- Especially designed for fire training purposes
- Including flight case



FT-50
60783 1450 W Fire Training Fogger

ANTARI

Specifications:		Output Dir.:	Forward
Pwr. Supp.:	240 VAC 50-60 Hz	Fluid Cons.:	110 ml/min
Pwr. Cons.:	1450 W	Length (mm):	346 mm
Pwr. Conn. In.:	IEC C13 female	Height (mm):	251 mm
Heater:	1450 W	Width (mm):	152 mm
Warm-up Time:	7.5 min	Weight:	9.8 kg
Output Cap.:	560 m ³ /min	IP Rate:	IP20(indoor use only)
		Ctrl. Mode:	Manual

FEATURES:

- Powerful 1450 W fog generator
- Off-Power operation up to 40 minutes
- Sturdy, compact and light weight design
- Especially designed for fire training purposes

FT-100

60785 1500 W Fire Training Fogger

ANTARI

Specifications:

Pwr. Supp.: 240 VAC 50-60 Hz
 Pwr. Cons.: 1450 W
 Pwr. Conn. In.: powerCON TRUE1 In (Male)
 DMX Conn.: XLR 3P In/Out
 Heater: 1500 W
 Warm-up Time: 8.5 min
 Output Cap.: 560 m³/min
 Output Dir.: Forward

Fluid Cons.: 100 ml/min
 Length (mm): 580 mm
 Height (mm): 264 mm
 Width (mm): 278 mm
 Weight: 14.6 kg
 IP Rate: IP20(indoor use only)
 Ctrl. Mode: DMX / Manual / Remote / Stand Alone / Timer
 DMX Ch.: 1
 Incl. Remote: W-2



FEATURES:

- Powerful 1500 W fog generator
- W-2 wireless remote included
- Sturdy design
- Especially designed for fire training purposes

FT-200

60784 1600 W Fire Training Fogger

ANTARI

Specifications:

Pwr. Supp.: 240 VAC 50-60 Hz
 Pwr. Cons.: 1600 W
 Pwr. Conn. In.: powerCON TRUE1 In (Male)
 Heater: 1600 W
 Warm-up Time: 7.5 min
 Output Dir.: Up
 Fluid Cons.: 270 ml/min

Length (mm): 301 mm
 Height (mm): 414 mm
 Width (mm): 194 mm
 Weight: 16 kg
 IP Rate: IP20(indoor use only)
 Ctrl. Mode: DMX / Manual / Remote / Stand Alone / Timer
 DMX Ch.: 1
 Incl. Remote: W-2



FEATURES:

- Powerful 1600 W fog generator
- W-2 wireless remote included
- Sturdy design
- Especially designed for fire training purposes



MB-1 Mobile Fog Machine

61700 Battery powered 75 W fog generator

ANTARI

Specifications:

Pwr. Supp.: 12 VDC
 Pwr. Cons.: 75 W
 Pwr. Conn. In.: Low Voltage DC plug
 Heater: 75 W
 Warm-up Time: 0.1 min
 Output Dir.: Forward

Fluid Cons.: 1.1 ml/min
 Length (mm): 228 mm
 Height (mm): 112 mm
 Width (mm): 66 mm
 Weight: 1.8 kg
 IP Rate: IP20(indoor use only)
 Ctrl. Mode: Manual
 WL: Optional

FEATURES:

- Battery powered 75 W fog machine
- Compact and lightweight design
- One second warm-up time
- Accu lifespan of 10–12 min & 3 hour charging time
- Includes a battery + charger, flight case and 0.5 L fog fluid
- Optional wireless and timer remote
- Adapter & dummy battery optional for direct power by main supply



MB-20 Mobile Fog Machine

61710 Battery powered 600 W fog generator

ANTARI

Specifications:

Pwr. Supp.: 100-240 VAC 50-60 Hz
 Pwr. Cons.: 600 W
 Pwr. Conn. In.: Low Voltage DC plug
 Heater: 600 W
 Warm-up Time: 0.1 min
 Output Dir.: Forward
 Fluid Cons.: 16 ml/min

Length (mm): 293 mm
 Height (mm): 108 mm
 Width (mm): 108 mm
 Weight: 8.5 kg
 IP Rate: IP20(indoor use only)
 Ctrl. Mode: Remote
 DMX Ch.: 1
 WL: Optional

FEATURES:

- Battery powered 600 W fog machine
- Manual and DMX control
- One second warm-up time
- Accu lifespan of 12 min & 3 hour charging time
- Includes a battery + charger and 0.5 L fog fluid (FLM-05P)
- Optional wireless / cable remote
- Option for direct power by main supply (adapter & dummy battery)



MB-20S Power Base for MB-20

61711 DC-12 V

ANTARI

Specifications:		Length (mm):	293 mm
		Height (mm):	110 mm
Pwr. Supp.:	100-240 VAC 50-60Hz	Width (mm):	108 mm
Pwr. Cons.:	600 W	Weight:	6 kg
Pwr. Conn. In.:	Low Voltage DC plug	IP Rate:	IP20(indoor use only)

FEATURES:

- 12 V power base for Antari MB-20
- For continuous use
- Up to 25 minutes @ full output without any action required



MB-55 Mobile Fog Machine

61720 1450 W fog generator

ANTARI

Specifications:		Fluid Cons.:	110 ml/min
		Length (mm):	346 mm
Pwr. Supp.:	220V-240 VAC 50 Hz	Height (mm):	251 mm
Pwr. Cons.:	1450 W	Width (mm):	152 mm
Pwr. Conn. In.:	IEC C13 female	Weight:	10.2 kg
Heater:	1450 W	IP Rate:	IP20(indoor use only)
Warm-up Time:	7.5 min	Ctrl. Mode:	Manual / Remote
Output Dir.:	Forward	Incl. Remote:	Wired

FEATURES:

- 1450 W mobile fog machine
- Remote control
- Compact and lightweight design
- 7.5 minute warm-up time
- Remote use up to 45 minutes





Dragon F-350

61108 Fazer

SHOWTEC

Specifications:

Pwr. Supp.: 240 VAC 50-60 Hz
 Pwr. Cons.: 1000 W
 Pwr. Conn. In.: IEC C13 female
 DMX Conn.: XLR 3P In/Out
 Heater: 1000 W
 Warm-up Time: 3 min
 Output Cap.: 56 m³/min
 Output Dir.: Forward

Fluid Cons.: 20 ml/min
 Tank Cap.: 1.3 L
 Length (mm): 490 mm
 Height (mm): 190 mm
 Width (mm): 300 mm
 Weight: 7.9 kg
 Ctrl. Mode: DMX / Remote
 DMX Ch.: 1
 WL: Optional
 Incl. Remote: Wired

FEATURES:

- Smooth even output
- DMX Control
- Create a thin haze of fog
- 1000 W Heater



Z-350

60760 800 W Pro Fazer

ANTARI

Specifications:

Pwr. Supp.: 220V-240 VAC 50 Hz
 Pwr. Cons.: 800 W
 Pwr. Conn. In.: IEC C13 female
 DMX Conn.: XLR 3P In/Out
 Heater: 800 W
 Warm-up Time: 4 min
 Output Cap.: 85 m³/min

Output Dir.: Forward
 Fluid Cons.: 3 ml/min
 Tank Cap.: 1.3 L
 Length (mm): 320 mm
 Height (mm): 391 mm
 Width (mm): 153 mm
 Weight: 8.8 kg
 Ctrl. Mode: DMX / Manual / Remote
 DMX Ch.: 2

FEATURES:

- 3 ml / min (100 % Output)
- DMX & stand-alone control
- Self-cleaning function
- Non-stop haze at max output



Z-390 Fazer

60807 Fazer

ANTARI

Specifications:

Pwr. Supp.: 240 VAC 50-60 Hz
 Pwr. Cons.: 1500 W
 Pwr. Conn. In.: IEC C13 female
 DMX Conn.: XLR 3P In/Out / XLR 5P In/Out
 Heater: 1500 W
 Warm-up Time: 1.5 min
 Output Dir.: Forward

Fluid Cons.: 8 ml/min
 Tank Cap.: 4 L
 Length (mm): 368 mm
 Height (mm): 268 mm
 Width (mm): 278 mm
 Weight: 9.45 kg
 Ctrl. Mode: DMX / Manual / Remote / Stand Alone / Timer
 DMX Ch.: 2
 WL: Optional

FEATURES:

- Compact size yet powerful outputs
- Adjustable fan speed
- LCD Screen
- Smart Auto Cleaning Function

Z-390R Fazer

60808 Fazer

ANTARI

Specifications:

Pwr. Supp.:	240 VAC 50-60 Hz	Fluid Cons.:	8 ml/min
Pwr. Cons.:	1500 W	Tank Cap.:	4 L
Pwr. Conn. In.:	IEC C13 female	Length (mm):	368 mm
DMX Conn.:	XLR 3P In/Out / XLR 5P In/Out	Height (mm):	268 mm
Heater:	1500 W	Width (mm):	278 mm
Warm-up Time:	1.5 min	Weight:	9.45 kg
Output Dir.:	Forward	Ctrl. Mode:	DMX / Manual / Remote / Stand Alone / Timer
		DMX Ch.:	2
		WL:	WL DMX

FEATURES:

- Compact size yet powerful outputs
- Adjustable fan speed
- LCD Screen
- Smart Auto Cleaning Function
- Wireless operation



F-1

60761 700 W Pro Fazer

ANTARI

Specifications:

Pwr. Supp.:	240 VAC 50-60 Hz	Fluid Cons.:	8.5 ml/min
Pwr. Cons.:	760 W	Tank Cap.:	2.4 L
Pwr. Conn. In.:	powerCON Blue	Length (mm):	618 mm
DMX Conn.:	XLR 3P In/Out / XLR 5P In/Out	Height (mm):	327 mm
Heater:	760 W	Width (mm):	275 mm
Warm-up Time:	5 min	Weight:	14.1 kg
Output Cap.:	175 m ³ /min	Ctrl. Mode:	DMX / Manual / Remote / Stand Alone / Timer
Output Dir.:	Forward	DMX Ch.:	2
		WL:	Optional

FEATURES:

- Large tube diameter
- Self-cleaning function
- Neutrik powerCON
- 3 & 5P DMX connections



F-1

60762 700 W Pro Fazer W-DMX

ANTARI

Specifications:

Pwr. Supp.:	240 VAC 50-60 Hz	Fluid Cons.:	8.5 ml/min
Pwr. Cons.:	760 W	Tank Cap.:	2.4 L
Pwr. Conn. In.:	powerCON Blue	Length (mm):	618 mm
DMX Conn.:	XLR 3P In/Out / XLR 5P In/Out	Height (mm):	327 mm
Heater:	760 W	Width (mm):	275 mm
Warm-up Time:	5 min	Weight:	14.1 kg
Output Cap.:	175 m ³ /min	Ctrl. Mode:	DMX / Manual / Remote / Stand Alone / Timer
Output Dir.:	Forward	DMX Ch.:	2
		WL:	WL DMX

FEATURES:

- On board W-DMX Sweden
- Self-cleaning function
- Neutrik powerCON
- 3 & 5P DMX connections





F-4
60768 1500 W Pro Fazer

ANTARI

Specifications:

Pwr. Supp.:	240 VAC 50-60 Hz	Fluid Cons.:	6.7 ml/min
Pwr. Cons.:	1450 W	Tank Cap.:	5 L
Pwr. Conn. In.:	Schuko Plug	Length (mm):	545 mm
DMX Conn.:	XLR 3P In/Out / XLR 5P In/	Height (mm):	285 mm
Out		Width (mm):	458 mm
Heater:	1450 W	Weight:	20.3 kg
Warm-up Time:	1 min	Ctrl. Mode:	DMX / Manual / Remote /
Output Cap.:	140 m ³ /min	Stand Alone / Timer	
Output Dir.:	Forward	DMX Ch.:	2
		WL:	Optional

FEATURES:

- Roadproof Flight case design
- Works with regular fog liquid
- Fast heat up time (60 seconds)
- Low fluid consumption
- Compact size



WTF-FZ1500

61133 1500 W DMX Fazer

SHOWTEC

Specifications:

Pwr. Supp.:	240 VAC 50-60 Hz	Output Dir.:	Forward
Pwr. Cons.:	1450 W	Fluid Cons.:	51 ml/min
Pwr. Conn. In.:	Schuko Plug	Tank Cap.:	5 L
DMX Conn.:	XLR 3P In/Out / XLR 5P In/	Length (mm):	438 mm
Out		Height (mm):	260 mm
Heater:	1450 W	Width (mm):	395 mm
Warm-up Time:	1.5 min	Weight:	13.3 kg
Output Cap.:	170 m ³ /min	Ctrl. Mode:	DMX / Manual / Remote /
		Timer	
		DMX Ch.:	2

FEATURES:

- Controllable Output
- Stylish design
- 1450 W Heater
- DMX control



F-7

60763 Smaze, incl W-DMX

ANTARI

Specifications:

Pwr. Supp.:	240 VAC 50-60 Hz	Tank Cap.:	5 L
Pwr. Cons.:	1620 W	Length (mm):	728 mm
Pwr. Conn. In.:	powerCON Blue	Height (mm):	719 mm
DMX Conn.:	XLR 3P In/Out / XLR 5P In/	Width (mm):	428 mm
Out		Weight:	52.5 kg
Heater:	1600 W	Ctrl. Mode:	DMX / Manual / Remote /
Warm-up Time:	8 min	Stand Alone / Timer	
Output Dir.:	Forward	DMX Ch.:	3
Fluid Cons.:	140 ml/min	WL:	WL DMX

FEATURES:

- Fog & Faze combination
- W-DMX Sweden
- Rugged Flight case design
- Adjustable fan position

Ice Fogmachine

60620 Low fog effect

ANTARI

Specifications:

Pwr. Supp.: 220V-240 VAC 50 Hz
Pwr. Cons.: 1040 W
Pwr. Conn. In.: IEC C13 female
Heater: 1040 W
Warm-up Time: 4 min
Output Dir.: Forward
Fluid Cons.: 25 ml/min

Tank Cap.: 2.5 L
Length (mm): 618 mm
Height (mm): 360 mm
Width (mm): 355 mm
Weight: 24.4 kg
Remote: Remote
Ctrl. Mode: 1
DMX Ch.: 1
Incl. Remote: Wired

FEATURES:

- Creates low fog
- Fogger and cooling combined
- Fog output up to 230 m³/minute



DNG-100 Fogcooler

60601 Converts normal fog to a cloud of white fog

ANTARI

Specifications:

Pwr. Supp.: 100-240 VAC 50-60 Hz
Pwr. Cons.: 750 W
Pwr. Conn. In.: Schuko Plug
Output Dir.: Forward

Length (mm): 780 mm
Height (mm): 347 mm
Width (mm): 607 mm
Weight: 72 kg
Ctrl. Mode: Manual

FEATURES:

- Creates dry ice fog effect
- Uses normal fog
- Works with any fog machine



DNG-100 Hose Adapter

G0703 FTA-11

ANTARI

Specifications:

Length (mm): 292 mm
Height (mm): 77 mm
Width (mm): 155 mm
Weight: 0.6 kg





DNG-200

60608

ANTARI

Specifications:

Pwr. Supp.: 240 VAC 50-60 Hz
 Pwr. Cons.: 600 W
 Pwr. Conn. In.: powerCON Blue
 DMX Conn.: XLR 3P In/Out / XLR 5P In/Out
 Heater: 2500 W
 Warm-up Time: 12 min
 Output Dir.: Forward

Fluid Cons.: 90.9 ml/min
 Tank Cap.: 10 L
 Length (mm): 780 mm
 Height (mm): 686 mm
 Width (mm): 608 mm
 Weight: 120 kg
 Ctrl. Mode: Remote
 DMX Ch.: 1
 Incl. Remote: Wired

FEATURES:

- No CO₂ or dry ice required
- DMX 512 on board
- Strong roadproof housing



DNG-250 Low Smoke Machine

60797 High Output Low Fogger

ANTARI

Specifications:

Pwr. Supp.: 240 VAC 50-60 Hz
 Pwr. Cons.: 2800 W
 Pwr. Conn. In.: powerCON Blue
 DMX Conn.: XLR 3P In/Out / XLR 5P In/Out
 Heater: 1600 W
 Warm-up Time: 8 min

Output Dir.: Forward
 Fluid Cons.: 100 ml/min
 Tank Cap.: 10 L
 Length (mm): 780 mm
 Height (mm): 715 mm
 Width (mm): 608 mm
 Weight: 130 kg
 Ctrl. Mode: Manual
 DMX Ch.: 1

FEATURES:

- No CO₂ or dry ice required
- New LCD Touch Panel
- More efficient cooling system
- Strong roadproof housing

Mistique

60769 CO₂ Hazer
SHOWTEC

Specifications:		Gas Consumption/hour: 0.36 kg/h
Pwr. Supp.:	100-240 VAC 50-60 Hz	Gas Pressure Min.: 3.4 bar
Pwr. Cons.:	1250 W	Gas Pressure Max.: 4.1 bar
Pwr. Conn. In.:	powerCON TRUE1 In (Male)	Length (mm): 503 mm
DMX Conn.:	XLR 3P In/Out / XLR 5P In/Out	Height (mm): 310 mm
Output Cap.:	140 m ³ /min	Width (mm): 334 mm
Output Dir.:	Up	Weight: 17 kg
Fluid Cons.:	120 ml/min	IP Rate: IP20(indoor use only)
Tank Cap.:	2.5 L	Ctrl. Mode: DMX / Manual / Timer
		DMX Ch.: 1 / 3 / 5
		WL: WL DMX
		Gas Type: CO ₂ / N ₂

FEATURES:

- Even and thin haze ensures no visible cloudy effect on stage
- Customizable output direction gives extra flexibility
- Extreme silent operation due to CO₂ supply
- Output and fan speed remote controllable by DMX and W-DMX
- Fast and easy setup with Q-lock CO₂- hose system
- Very low fluid consumption and long lasting smoke
- Automatic cleaning system



Case for Mistique

D7271 Premium Line





HZ-350

60621 Pro Hazer

ANTARI

Specifications:

Pwr. Supp.: 220V-240 VAC 50 Hz
 Pwr. Cons.: 315 W
 Pwr. Conn. In.: IEC C13 female
 DMX Conn.: XLR 5P In/Out
 Output Cap.: 56 m³/min
 Output Dir.: Forward
 Fluid Cons.: 0.8 ml/min
 Tank Cap.: 2.5 L

Gas Pressure Max.: 2 bar
 Length (mm): 491 mm
 Height (mm): 315 mm
 Width (mm): 273 mm
 Weight: 14.2 kg
 Ctrl. Mode: Built-in Program / DMX / Manual
 DMX Ch.: 1
 Incl. Remote: W-1

FEATURES:

- Compact design
- Powerful output
- True Haze effect
- Very Low Power Consumption
- DMX Control
- Bright LCD
- Silent operation



HZ-400

60662 Pro Hazer

ANTARI

Specifications:

Pwr. Supp.: 220V-240 VAC 50 Hz
 Pwr. Cons.: 400 W
 Pwr. Conn. In.: IEC C13 female
 DMX Conn.: XLR 5P In/Out
 Output Cap.: 115 m³/min
 Output Dir.: Forward
 Fluid Cons.: 1.1 ml/min

Tank Cap.: 2.5 L
 Length (mm): 500 mm
 Height (mm): 250 mm
 Width (mm): 320 mm
 Weight: 17.5 kg
 Ctrl. Mode: DMX / Manual / Remote
 DMX Ch.: 1
 Incl. Remote: Wired

FEATURES:

- Professional haze machine
- Maintenance free
- Quiet and efficient operations
- No warm-up times during operation
- Oil based
- DMX, Manual, Timer and Wireless control
- 110 ml/min (20 minutes at full output)

HZ-500

60622 Pro Hazer

ANTARI

Specifications:

Pwr. Supp.:	220V-240 VAC 50 Hz	Fluid Cons.:	1.1 ml/min
Pwr. Cons.:	480 W	Tank Cap.:	2.5 L
Pwr. Conn. In.:	IEC C13 female	Gas Pressure Max.:	2 bar
DMX Conn.:	XLR 3P In/Out / XLR 5P In/Out	Length (mm):	490 mm
Output Cap.:	84.95 m ³ /min	Height (mm):	338 mm
Output Dir.:	Up	Width (mm):	351 mm
		Weight:	31.5 kg
		Ctrl. Mode:	DMX / Manual / Timer
		DMX Ch.:	1

FEATURES:

- Roadproof design
- Including Flight case
- Works with hazer liquid
- DMX Control
- Direct operation
- Low fluid consumption



HZ-1000

60619 Pro Hazer

ANTARI

Specifications:

Pwr. Supp.:	220V-240 VAC 50 Hz	Tank Cap.:	6.4 L
Pwr. Cons.:	1150 W	Gas Pressure Max.:	2 bar
Pwr. Conn. In.:	powerCON TRUE1 In (Male)	Length (mm):	690 mm
DMX Conn.:	XLR 3P In/Out / XLR 5P In/Out	Height (mm):	610 mm
Output Cap.:	210 m ³ /min	Width (mm):	510 mm
Output Dir.:	Up	Weight:	74.6 kg
Fluid Cons.:	2.2 ml/min	Ctrl. Mode:	DMX / Manual / Timer
		DMX Ch.:	2
		WL:	Optional

FEATURES:

- Including flight case
- Twin Compressor Mode
- Touch display
- DMX Control
- Direct operation
- Low fluid consumption





Dragon S100

61110 Snow machine

SHOWTEC

Specifications:

Pwr. Supp.:	240 VAC 50-60 Hz
Pwr. Cons.:	650 W
Pwr. Conn. In.:	Schuko Plug
Fluid Cons.:	138 ml/min
Tank Cap.:	1.1 L

Length (mm):	185 mm
Height (mm):	170 mm
Width (mm):	334 mm
Weight:	4 kg
IP Rate:	IP20(indoor use only)
Ctrl. Mode:	Remote
Incl. Remote:	Wired

FEATURES:

- Compact size
- Including hanging bracket
- Plug & Play



S-100X Snowmachine

80386 Snow Machine

ANTARI

Specifications:

Pwr. Supp.:	240 VAC 50-60 Hz
Pwr. Cons.:	880 W
Pwr. Conn. In.:	IEC C13 female
Fluid Cons.:	160 ml/min
Tank Cap.:	5 L
Length (mm):	505 mm

Height (mm):	310 mm
Width (mm):	576 mm
Weight:	11 kg
IP Rate:	IP20(indoor use only)
Ctrl. Mode:	DMX / Manual / Remote / Stand Alone / Timer
DMX Ch.:	1
Incl. Remote:	SC-2 Cable Remote

FEATURES:

- 160 ml/min output
- DMX/Manual/Remote/Stand alone/Timer controlled
- 1 DMX channel
- Including power cable
- Including SC-2 Cable Remote



S-120 Foam Machine

80364

ANTARI

Specifications:

Pwr. Supp.:	240 VAC 50-60 Hz
Pwr. Cons.:	880 W
Pwr. Conn. In.:	IEC C13 female
Fluid Cons.:	350 ml/min
Tank Cap.:	5 L

Length (mm):	600 mm
Height (mm):	300 mm
Width (mm):	260 mm
Weight:	12 kg
IP Rate:	IP20(indoor use only)
Ctrl. Mode:	Manual

FEATURES:

- Manual control
- 5 L tank capacity
- 350 ml/min
- Including power cable

S-200X Snow Machine Silent

80387 Silent Snow Machine

ANTARI

Specifications:

Pwr. Supp.: 240 VAC 50-60 Hz
Pwr. Cons.: 880 W
Pwr. Conn. In.: IEC C13 female
Fluid Cons.: 200 ml/min
Tank Cap.: 5 L
Length (mm): 505 mm

Height (mm): 280 mm
Width (mm): 276 mm
Weight: 11.5 kg
IP Rate: IP20(indoor use only)
Ctrl. Mode: DMX / Manual / Remote / Stand Alone / Timer
DMX Ch.: 1
Incl. Remote: SC-2 Cable Remote

FEATURES:

- 200 ml/min output
- 1 DMX channel
- Extra silent
- Including power cable
- Including SC-2 Cable Remote



SW-250

80372 High Power Snowmachine

ANTARI

Specifications:

Pwr. Supp.: 240 VAC 50-60 Hz
Pwr. Cons.: 1290 W
Pwr. Conn. In.: IEC C13 female
Fluid Cons.: 250 ml/min
Tank Cap.: 5 L
Length (mm): 544 mm

Height (mm): 276 mm
Width (mm): 228 mm
Weight: 12.6 kg
IP Rate: IP20(indoor use only)
Ctrl. Mode: DMX / Manual / Remote / Timer
DMX Ch.: 1
Incl. Remote: W-1

FEATURES:

- Powerful output
- Wireless Control as standard
- DMX Control on board
- Bright and clear LCD
- Silent operation



SW-300 Snow Machine

60806 High Power Snow machine

ANTARI

Specifications:

Pwr. Supp.: 100-240 VAC 50-60 Hz
Pwr. Cons.: 880 W
Pwr. Conn. In.: IEC C13 female
Fluid Cons.: 280 ml/min
Tank Cap.: 5 L
Length (mm): 500 mm

Height (mm): 276 mm
Width (mm): 311 mm
Weight: 11.5 kg
IP Rate: IP20(indoor use only)
Ctrl. Mode: DMX / Manual / Remote / Timer
DMX Ch.: 2
Incl. Remote: W-1

FEATURES:

- Powerful output
- Wireless Control as standard
- DMX Control on board
- Bright and clear LCD
- Adjustable snowflake size





S-500

80378 Snow Machine

ANTARI

Specifications:

Pwr. Supp.: 220V-240 VAC 50 Hz
 Pwr. Cons.: 900 W
 Pwr. Conn. In.: powerCON Blue
 Output Cap.: 80 m³/min
 Fluid Cons.: 400 ml/min
 Tank Cap.: 20 L
 Length (mm): 592 mm

Height (mm): 651 mm
 Width (mm): 551 mm
 Weight: 37.2 kg
 IP Rate: IP20(indoor use only)
 Ctrl. Mode: DMX / Manual / Remote / Stand Alone / Timer
 DMX Ch.: 2
 WL: Optional

FEATURES:

- Flight Case included
- Optional Pan Motor
- DMX Control
- Big Volume Output



S-500 L Snow Machine

80393 Snow Machine

ANTARI

Specifications:

Pwr. Supp.: 220V-240 VAC 50 Hz
 Pwr. Cons.: 900 W
 Pwr. Conn. In.: powerCON Blue
 Output Cap.: 80 m³/min
 Fluid Cons.: 400 ml/min
 Tank Cap.: 20 L
 Length (mm): 803 mm

Height (mm): 651 mm
 Width (mm): 603 mm
 Weight: 46.4 kg
 IP Rate: IP20(indoor use only)
 Ctrl. Mode: DMX / Manual / Remote / Stand Alone / Timer
 DMX Ch.: 2
 WL: Optional

FEATURES:

- Flight Case included
- Optional Pan Motor
- DMX Control
- Big volume output
- Including 20 m hose



PM-1

80378P Pan Motor for S-500

ANTARI

Specifications:

Pwr. Supp.: 220V-240 VAC 50 Hz
 Pwr. Cons.: 11 W
 Pwr. Conn. In.: IEC C13 female
 Length (mm): 169 mm

Height (mm): 15 mm
 Width (mm): 154 mm
 Weight: 2.45 kg
 IP Rate: IP20(indoor use only)
 Ctrl. Mode: DMX / Manual / Stand Alone
 DMX Ch.: 2

FEATURES:

- For Antari S-500
- Increased snow coverage
- DMX / Manual / Standalone control

B-100 Bubble Machine

40124 Standard Version

40125 Optional Wireless remote

ANTARI

Specifications:

Pwr. Supp.:	240 VAC 50-60 Hz	Tank Cap.:	0.7 L
Pwr. Cons.:	30 W	Length (mm):	341 mm
Pwr. Conn. In.:	Schuko Plug	Height (mm):	217 mm
Fluid Cons.:	8.3 ml/min	Width (mm):	170 mm
		Weight:	4.2 kg
		Ctrl. Mode:	Manual

FEATURES:

- No dripping of liquid
- Easy liquid refill
- Easy to use
- Large output
- Including hanging bracket



B-200

40122 DMX High Power Bubble Machine

ANTARI

Specifications:

Pwr. Supp.:	240 VAC 50-60 Hz	Length (mm):	425 mm
Pwr. Cons.:	120 W	Height (mm):	197 mm
Pwr. Conn. In.:	IEC C13 female	Width (mm):	250 mm
Fluid Cons.:	50 ml/min	Weight:	11.5 kg
Tank Cap.:	1.5 L	Ctrl. Mode:	DMX / Manual / Remote
		DMX Ch.:	1

FEATURES:

- High-output 120 W bubble machine
- Suitable for large size clubs, theatrical production and venues
- Manual remote, DMX-mode and optional (wireless) remote
- 40 minutes at maximum output
- 2 litre tank capacity (0.53 gallon)





SF-100

80390 Axial Universal Fan

SHOWGEAR

Specifications:

Pwr. Supp.: 240 VAC 50-60 Hz
 Pwr. Cons.: 155 W
 Pwr. Conn. In.: Schuko Plug
 Airflow: 6295 m³/h

Length (mm): 610 mm
 Height (mm): 610 mm
 Width (mm): 280 mm
 Weight: 5.5 kg
 Ctrl. Mode: Manual

FEATURES:

- Medium power Fan
- Can be used with each smoke machine
- 3 speed modes



SF-125

80391 Axial Power Fan

SHOWGEAR

Specifications:

Pwr. Supp.: 240 VAC 50-60 Hz
 Pwr. Cons.: 180 W
 Pwr. Conn. In.: Schuko Plug
 Airflow: 3489 m³/h

Length (mm): 500 mm
 Height (mm): 545 mm
 Width (mm): 252 mm
 Weight: 6.5 kg
 Ctrl. Mode: Manual

FEATURES:

- High velocity Fan with air-guide.
- Metal Drum Cage with 14" Aluminium Fan Blade
- Sturdy Tilt stand with rubber floor guards and wall mountable.
- 3 speed rotary switch



SF-150

80376 Axial Touring Fan

SHOWGEAR

Specifications:

Pwr. Supp.: 240 VAC 50-60 Hz
 Pwr. Cons.: 280 W
 Pwr. Conn. In.: Schuko Plug
 Airflow: 13552 m³/h

Length (mm): 650 mm
 Height (mm): 785 mm
 Width (mm): 265 mm
 Weight: 26 kg
 Ctrl. Mode: Manual

FEATURES:

- High power touring Fan
- Can be used with each smoke machine
- Wheels
- 3 speed modes

AF-3E

80373 DMX Effect Fan

ANTARI

Specifications:

Pwr. Supp.:	240 VAC 50-60 Hz	Length (mm):	124 mm
Pwr. Cons.:	116 W	Height (mm):	368 mm
Pwr. Conn. In.:	powerCON Blue	Width (mm):	316 mm
Airflow:	1020 m ³ /h	Weight:	6.3 kg
Fan Speed:	2550 rpm	Ctrl. Mode:	DMX / Manual / Remote / Stand Alone
		DMX Ch.:	1

FEATURES:

- Strong roadproof housing
- DMX controlled variable wind speed
- Variable adjustable blowing direction
- Manual Controlled variable wind speed



AF-4

80392 DMX Effect Fan

ANTARI

Specifications:

Pwr. Supp.:	240 VAC 50-60 Hz	Length (mm):	353 mm
Pwr. Cons.:	115 W	Height (mm):	517 mm
Pwr. Conn. In.:	Schuko Plug	Width (mm):	377 mm
Airflow:	1750 m ³ /h	Weight:	9 kg
Fan Speed:	1289 rpm	Ctrl. Mode:	DMX / Manual / Remote / Stand Alone
		DMX Ch.:	1

FEATURES:

- Strong road proof housing
- Manual, timer, DMX and Wireless controlled variable wind speed
- Low Noise Level
- Strong Centre flow of air up to 20 meters



AF-5E

80374 DMX Effect Fan

ANTARI

Specifications:

Pwr. Supp.:	240 VAC 50-60 Hz	Length (mm):	558 mm
Pwr. Cons.:	1600 W	Height (mm):	578 mm
Pwr. Conn. In.:	Schuko Plug	Width (mm):	465 mm
Airflow:	50 m ³ /h	Weight:	17.5 kg
Fan Speed:	1289 rpm	Ctrl. Mode:	DMX / Manual
		DMX Ch.:	1

FEATURES:

- Strong roadproof housing
- DMX Controlled
- 3 different speeds
- Adjustable wind angle (horizontal, vertical, 45°)
- Speed Control by DMX
- Manual Control Mode





SF-250
80375 Radial Touring Fan

SHOWGEAR

Specifications:

Pwr. Supp.: 240 VAC 50-60 Hz
Pwr. Cons.: 700 W
Pwr. Conn. In.: Schuko Plug
Airflow: 1701 m³/h

Length (mm): 515 mm
Height (mm): 545 mm
Width (mm): 490 mm
Weight: 18.5 kg
Ctrl. Mode: Manual

FEATURES:

- High power touring Fan
- Safety protection grid
- 3 output levels (slow, medium and fast)
- 2 output positions (horizontal and 45 ° vertical)
- 8.5 meter cable included



FX Ice Jet MKII

61002 CO2 Shooter

SHOWTEC

Specifications:

Pwr. Supp.:	220V-240 VAC 50 Hz	Length (mm):	195 mm
Pwr. Cons.:	20 W	Height (mm):	244 mm
Pwr. Conn. In.:	powerCON Blue	Width (mm):	125 mm
Pwr. Conn. Out.:	powerCON Grey	Gas conn.:	3/8
		Gas Type:	CO ₂

FEATURES:

- CO₂ jet special effect
- Suitable for vibrant venues
- Easy to install on stage (base plate) or to a truss (clamp)
- Can be rotated in any direction
- Handy firing system (DMX switch)
- Safe Q-lock compatible adapter
- PowerCON in & out connector



FX Ice Gun

61001 CO₂ Shooter

SHOWTEC

Specifications:

Length (mm):	570 mm	Width (mm):	70 mm
Height (mm):	210 mm	Gas conn.:	3/8
		Gas Type:	CO ₂

FEATURES:

- Eye-catching CO₂ gun
- Safe Q-lock compatible adapter
- No tools required for a sound and secure connection





FX Shot MKII

60906 Electronic Confetti Shooter

SHOWTEC

Specifications:

Pwr. Supp.: 240 VAC 50-60 Hz
Pwr. Cons.: 100 W
Pwr. Conn. In.: powerCON Blue

Pwr. Conn. Out.: powerCON Grey
Length (mm): 150 mm
Height (mm): 170 mm
Width (mm): 145 mm
Weight: 1.7 kg

FEATURES:

- Easy setup and use
- Suited for 50 cm and 80 cm shooters
- Plug-and-play
- powerCON in/output



FX Gun

61030 Electronic Confetti Shooter

SHOWTEC

Specifications:

Pwr. Supp.: 18 VDC
Length (mm): 450 mm

Height (mm): 75 mm
Width (mm): 190 mm
Weight: 2.5 kg

FEATURES:

- Integrated Safety Catch
- 100 shots possible with one full charge
- 12 V SLA Battery Pack Inside
- Fast charged in 6 hours



FX Blaster XL

61031 CO₂ Confetti Shooter

SHOWTEC

Specifications:

FX Cap. (kg): 10 kg
Length (mm): 660 mm
Height (mm): 1350 mm

Width (mm): 380 mm
Weight: 56 kg
Gas Type: CO₂

FEATURES:

- Four output angles
- CO₂ Powered unit
- Including flight case
- Including CO₂ connection-kit

FX Drop

61040 Curtain drop system

SHOWTEC


Specifications:

Pwr. Supp.: 240 VAC 50-60 Hz
Pwr. Cons.: 30 W
Pwr. Conn. In.: powerCON Blue

Max. Load: 20 kg
Length (mm): 77 mm
Height (mm): 140 mm
Width (mm): 70 mm

FEATURES:

- Plug & play backdrop drop system
- 20 kg load capacity
- powerCON daisy chain
- Road proof housing



FX Hardware accessory

FX Accessories

FX Shot Base Plate

SHOWTEC

60907 For 1, 2, or 4 pcs FX Shot

Length (mm): 300 mm
 Height (mm): 20 mm
 Width (mm): 300 mm



12 VDC Power Adaptor with Dummy Battery

ANTARI

61701 12 VDC

Pwr. Supp.: 12 VDC
 Cable Length: 1.5 m



FX Shot Cannon Clamp

SHOWTEC

60909 Certified Safety Cable included

Length (mm): 755 mm
 Height (mm): 65 mm
 Width (mm): 20 mm



ST-10 Black Extension Hose

ANTARI

80389 for S-501, 10 m

Length (m): 10 m



FTA-3 Tube Adaptor

ANTARI

60654 for 1500-II/ 3000-II

Length (mm): 180 mm
 Height (mm): 100 mm
 Width (mm): 100 mm



LCU-1S

ANTARI

60702 Liquid Control Unit

Length (mm): 203 mm
 Height (mm): 96 mm
 Width (mm): 179 mm
 Pwr. Supp.: 240 VAC 50-60 Hz
 Pwr. Conn. In.: IEC C13 female
 Ctrl. Mode: DMX / Manual / Timer



Liquid Filter for Liquid Tube

ANTARI

60685 4 mm

Length (mm): 20 mm
 Height (mm): 10 mm
 Width (mm): 10 mm



Filter for 6 mm Liquid Tube

ANTARI

60686

Colour: Gold



Wireless Remote Dragon Series SHOWTEC

61120 Wireless Remote Controller



Z-1 ANTARI

60695 Remote Control for Z-800, Z-1000 MKI



Z-3 ANTARI

60726 Remote control for Z-350 Fazer



Z-4 ANTARI

60696 Remote Control for Z-800, Z-1000



Z-5 ANTARI

60692 Remote Control for Z-300 Fazer



Z-8 ANTARI

60697 Remote Control



Z-9 ANTARI

60698 Wireless Remote Control



Z-10 ANTARI

60700 Remote Control



Z-30 ANTARI

60679 Wireless Remote Control Module



Z-20 Remote Control ANTARI

60599



Z-40 ANTARI

60690 Remote Control



Z-50 ANTARI

60678 Wireless Remote Control



W-1 ANTARI

60579 Wireless Remote Controller



M-1 ANTARI

60639 Wireless Remote Control for M-1 Mobile Fogger



M-30 ANTARI

60583 Wireless remote for M5/M-10



SC-2 ANTARI

60600 Remote Control for S-100-II



BCR-1 ANTARI

40127 Wireless remote for B100 x & B200



SC-3 ANTARI

60587 Remote Control



MCR-1F Wireless Remote for MB-1

61703 Wireless ON/OFF



ANTARI

MC-1 Wired Remote for MB-56

61716 Manual ON/OFF



ANTARI

FCR-1 Wireless Remote for MB-55

61717 Wireless ON/OFF



ANTARI

WTR-10 Wireless Remote Kit F1 ANTARI

60576



WTR-20 Wireless Remote ANTARI

60779



MCT-2 2-knob Timer Remote for MB-1 ANTARI

61702 Timer with interval and duration; manual ON/OFF



CO₂ Accessories

FX Accessories

CO₂ High Pressure Hose

SHOWTEC

61010 5 m, 3 / 8 male - female

Gas Pressure Max.: 175 bar
Length (mm): 500 mm
Gas conn.: 3/8
Gas Type: CO₂



CO₂ High Pressure Hose

SHOWTEC

61011 10 m, 3 / 8 male - female

Gas Pressure Max.: 175 bar
Length (mm): 1000 mm
Gas conn.: 3/8
Gas Type: CO₂



CO₂ High Pressure Hose

SHOWTEC

61012 15 m, 3 / 8 male - female

Gas Pressure Max.: 175 bar
Length (mm): 1500 mm
Gas conn.: 3/8
Gas Type: CO₂



CO₂ 3/8 Q-Lock Hose

SHOWTEC

61017 0.75 m

61013 2.5 m

61014 5 m

61015 10 m

61016 15 m



CO₂ Q-Lock Regulator

SHOWTEC

61019 1 x Female Q-Lock

Gas Pressure Min.: 5 bar
Gas Pressure Max.: 10 bar
Length (mm): 70 mm
Height (mm): 210 mm
Width (mm): 200 mm
Gas conn.: 3/8 / Quick-Lock
Gas Type: CO₂



CO₂ Q-Lock Shut-off Valve

SHOWTEC

61029 Closed system

Length (mm): 35 mm
Height (mm): 75 mm
Width (mm): 180 mm
Gas conn.: Quick-Lock
Gas Type: CO₂



CO₂ Bottle to 3/8 Q-Lock Adapter

SHOWTEC

61020 Closed system

Length (mm): 145 mm
Height (mm): 32 mm
Width (mm): 32 mm
Gas conn.: Quick-Lock
Gas Type: CO₂



CO₂ 3/8 Q-Lock 2-way Combiner

SHOWTEC

61023 Closed system

Length (mm): 145 mm
Height (mm): 35 mm
Width (mm): 130 mm
Gas conn.: Quick-Lock
Gas Type: CO₂



CO₂ 90° 3/8 Q-Lock Connector

SHOWTEC

61021 Closed system

Length (mm): 90 mm
Height (mm): 30 mm
Width (mm): 90 mm
Gas conn.: Quick-Lock
Gas Type: CO₂



CO₂ 3/8 Q-Lock 2-way Splitter

SHOWTEC

61024 Closed system

Length (mm): 155 mm
Height (mm): 35 mm
Width (mm): 135 mm
Gas conn.: Quick-Lock
Gas Type: CO₂



CO₂ 3/8 Q-Lock Release Valve

SHOWTEC

61022 Closed system

Length (mm): 145 mm
Height (mm): 68 mm
Width (mm): 135 mm
Gas conn.: Quick-Lock
Gas Type: CO₂



CO₂ 3/8 Q-Lock 4-way Distributor

SHOWTEC

61025 Closed system

Length (mm): 110 mm
Height (mm): 100 mm
Width (mm): 290 mm
Gas conn.: Quick-Lock
Gas Type: CO₂



CO₂ 3/8 to Q-Lock Adapter female

SHOWTEC

61026 Closed system

Length (mm): 92 mm
Height (mm): 35 mm
Width (mm): 35 mm
Gas conn.: Quick-Lock
Gas Type: CO₂



CO₂ 3/8 to Q-Lock Adapter male

SHOWTEC

61027 Closed system

Length (mm): 75 mm
Height (mm): 29 mm
Width (mm): 29 mm
Gas conn.: Quick-Lock
Gas Type: CO₂



CO₂ 90° 3/8 to Q-lock Adapter male

SHOWTEC

61028 Closed system

Length (mm): 85 mm
Height (mm): 29 mm
Width (mm): 40 mm
Gas conn.: Quick-Lock
Gas Type: CO₂



Fog Liquids

FX Consumables

Magican Hazecan ANTARI

60659 Fog in a spraycan



Fog Fluid Scent SHOWGEAR

60574APPEL Apple, 20 ml



Fog Fluid Scent SHOWGEAR

60574BANAN Banana, 20 ml



Fog Fluid Scent SHOWGEAR

60574CHERR Cherry, 20 ml



Fog Fluid Scent SHOWGEAR

60574COCOS Cocos, 20 ml



Fog Fluid Scent SHOWGEAR

60574DISCO Disco, 20 ml



Fog Fluid Scent SHOWGEAR

60574ENERG Energy, 20 ml



Fog Fluid Scent SHOWGEAR

60574LEMON Lemon, 20 ml




Fog Fluid Scent SHOWGEAR

60574MARAC Maracuja, 20 ml




Fog Fluid Scent SHOWGEAR

60574MINT Mint, 20 ml



Fog Fluid Scent SHOWGEAR

60574RASP Raspberry, 20 ml



Fog Fluid Scent Strawberry SHOWGEAR

60574STRAW 30 ml



Fog Fluid Scent Tutti Frutti SHOWGEAR


60574TUTTI 30 ml








Fog Fluid Scent Vanilla SHOWGEAR

60574VANIL 30 ml





Fog Liquids FX Consumables

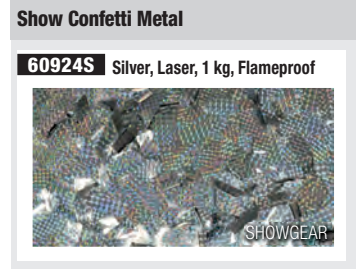
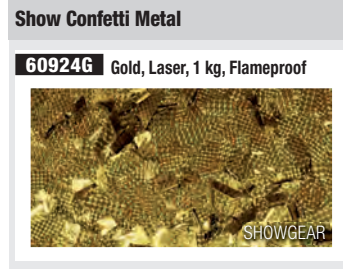
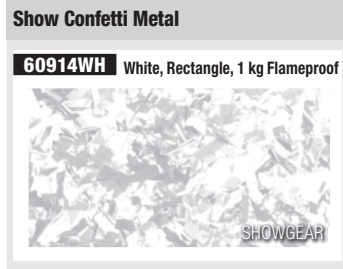

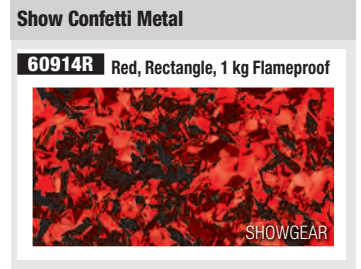
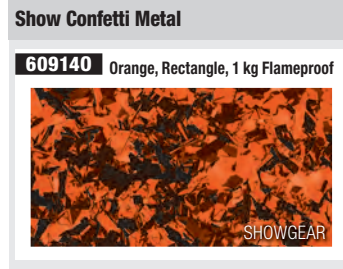

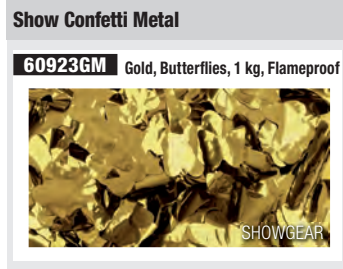
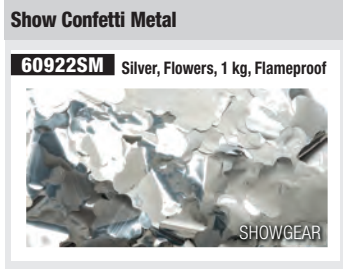


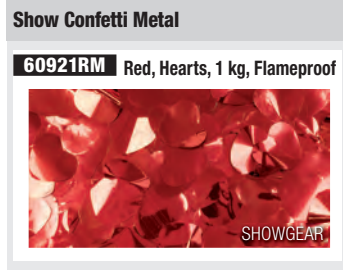

<p>Fog Fluid Regular SHOWGEAR</p> <p>60627 1 litre</p> 	<p>Fog Fluid Regular SHOWGEAR</p> <p>60603 5 litre</p> 	<p>Fog Fluid Regular SHOWGEAR</p> <p>606131 25 litre</p> 	<p>Fog Fluid Regular SHOWGEAR</p> <p>60636 200 litre</p> 
<p>FLP-700 ANTARI</p> <p>60565 Dedicated fog fluid for FT-50 Fire Training machine 720 ml</p> 			

Bubble Liquids FX Consumables

<p>Bubble Liquid SHOWGEAR</p> <p>80352 5 litre, Concentrate</p> 	<p>Bubble Liquid SHOWGEAR</p> <p>80360 5 litre, Ready To Use</p> 	<p>Bubble Liquid, BL-5 ANTARI</p> <p>60591 5 litre</p> 
---	--	---

Snow Liquids FX Consumables

<p>Snow/Foam Concentrate 5 litre SHOWGEAR</p> <p>80342 Water Based</p> 	<p>Snow Liquid SL-5 ANTARI</p> <p>60592 5 litre, Regular</p> 	<p>Snow Liquid SL-5N ANTARI</p> <p>60589 5 litre, Fine</p> 	<p>Snow/Foam Concentrate 1 litre SHOWGEAR</p> <p>80340 Water Based</p> 
<p>Snow Liquid SL-5A ANTARI</p> <p>60593 5 litre, Premium</p> 	<p>Snow Liquid SL-5AN ANTARI</p> <p>60588 5 litre, Premium Fine</p> 	<p>Snow Liquid SL20-N ANTARI</p> <p>60581 20 litre, Premium Fine</p> 	<p>Snow/Foam Liquid 5 litre SHOWGEAR</p> <p>80341 Water Based</p> 



Confetti

FX Consumables

Show Confetti Rectangle 55 x 17 mm

60910 Multicolour, 1 kg Fireproof



Show Confetti Rectangle 55 x 17 mm

60910B Black, 1 kg Fireproof



Show Confetti Rectangle 55 x 17 mm

60910CGR Clear green, 1 kg Fireproof



Show Confetti Rectangle 55 x 17 mm

60910CU Clear blue, 1 kg Fireproof



Show Confetti Rectangle 55 x 17 mm

60910GR Green, 1 kg Fireproof



Show Confetti Rectangle 55 x 17 mm

60910O Orange, 1 kg Fireproof



Show Confetti Rectangle 55 x 17 mm

60910PI Pink, 1 kg Fireproof



Show Confetti Rectangle 55 x 17 mm

60910PU Purple, 1 kg Fireproof



Show Confetti Rectangle 55 x 17 mm

60910R Red, 1 kg Fireproof



Show Confetti Rectangle 55 x 17 mm

60910U Blue, 1 kg Fireproof



Show Confetti Rectangle 55 x 17 mm

60910WH White, 1 kg Fireproof



Show Confetti Rectangle 55 x 17 mm

60910Y Yellow, 1 kg Fireproof



Show Confetti Round Ø55 mm

60912 Multicolour, 1 kg Fireproof



Show Confetti Round Ø55 mm

60912B Black, 1 kg Fireproof



Show Confetti Round Ø55 mm

60912WH White, 1 kg Fireproof



Show Confetti Rectangle 55 x 17 mm

60910Y Yellow, 1 kg Fireproof




Show Confetti Metal

60914GO Gold, Rectangle, 1 kg Flameproof



Show Confetti Metal

60914SI Silver, Rectangle, 1 kg Flameproof



Show Confetti Metal

60916GO Gold, Square, 1 kg Flameproof



Show Confetti Metal

60916SI Silver, Square, 1 kg Flameproof



Slowfall Confetti 55 x 17 mm

60910FG Fluor green, 1 kg Flameproof



Slowfall Confetti 55 x 17 mm

60910FO Fluor orange, 1 kg Flameproof



Slowfall Confetti 55 x 17 mm

60910FPI Fluor pink, 1 kg Flameproof



Slowfall Confetti 55 x 17 mm

60910FY Fluor yellow, 1 kg Flameproof



Electric Confetti Cannon

62050BW	50 cm, blue/white
62050RGG	50 cm, red/yellow/green
62050M	50 cm, multicolour
62050RH	50 cm, red Hearts
62050	50 cm, black
62050LG	50 cm, light green
62050LU	50 cm, light blue
62050DG	50 cm, dark green
62050GM	50 cm, gold metallic
62050MM	50 cm, multi metallic
62050O	50 cm, orange
62050P	50 cm, pink
62050PU	50 cm, purple
62050R	50 cm, red
62050SM	50 cm, silver metallic
62050DU	50 cm, dark blue
62050W	50 cm, white
62050WS	50 cm, white/silver
62050GRM	50 cm, green metallic
62050PM	50 cm, pink metallic
62050RM	50 cm, red metallic
62050UM	50 cm, blue metallic
62050Y	50 cm, yellow

Electric Confetti Cannon

62090	80 cm, snowflake white
62070BW	80 cm, blue/white
62070RGG	80 cm, red/yellow/green
62070	80 cm, black
62070BM	80 cm, black metallic
62070GRM	80 cm, green metallic
62070M	80 cm, multicolour
62070OM	80 cm, orange metallic
62070PM	80 cm, pink metallic
62070RH	80 cm, red Hearts
62070RM	80 cm, red metallic
62070UM	80 cm, blue metallic
62070WM	80 cm, white metallic
62070LG	80 cm, light green
62070LU	80 cm, light blue
62070DG	80 cm, dark green
62070GM	80 cm, gold metallic
62070MM	80 cm, multi metallic
62070O	80 cm, orange
62070P	80 cm, pink
62070PU	80 cm, purple
62070R	80 cm, red
62070SM	80 cm, silver metallic
62070DU	80 cm, dark blue
62070W	80 cm, white
62070WS	80 cm, white/silver
62070Y	80 cm, yellow

Electric Streamer Cannon

62060M	50 cm, multicolour
62060	50 cm, black
62060LG	50 cm, light green
62060LU	50 cm, light blue
62060DG	50 cm, dark green
62060GM	50 cm, gold metallic
62060MM	50 cm, multi metallic
62060O	50 cm, orange
62060P	50 cm, pink
62060PU	50 cm, purple
62060R	50 cm, red
62060SM	50 cm, silver metallic
62060DU	50 cm, dark blue
62060W	50 cm, white
62060GRM	50 cm, green metallic
62060PM	50 cm, pink metallic
62060RM	50 cm, red metallic
62060UM	50 cm, blue metallic
62060WS	50 cm, white/silver
62060Y	50 cm, yellow

Electric Streamer Cannon Pro

62080M	80 cm, multicolour
62080	80 cm, black
62080LG	80 cm, light green
62080LU	80 cm, light blue
62080DG	80 cm, dark green
62080GM	80 cm, Gold metallic
62080MM	80 cm, multi metallic
62080O	80 cm, orange
62080P	80 cm, pink
62080PU	80 cm, purple
62080R	80 cm, red
62080SM	80 cm, silver metallic
62080DU	80 cm, dark blue
62080W	80 cm, white
62080BM	80 cm, black metallic
62080GRM	80 cm, green metallic
62080OM	80 cm, orange metallic
62080PM	80 cm, pink metallic
62080RM	80 cm, red metallic
62080UM	80 cm, blue metallic
62080WM	80 cm, white metallic
62080WS	80 cm, white/silver
62080Y	80 cm, yellow



Handheld Confetti Cannons

FX Consumables

Handheld Confetti Cannon Small

62000BW	28 cm, blue/white
62000RGG	28 cm, red/yellow/green
62000M	28 cm, multicolour
62000GM	28 cm, Gold metallic
62000SM	28 cm, silver metallic
62000W	28 cm, white
62000WS	28 cm, white/silver
62000RH	28 cm, red Hearts

Handheld Confetti Cannon

62010BW	50 cm, blue/white
62010RGG	50 cm, red/yellow/green
62010	50 cm, black
62010DG	50 cm, dark green
62010DU	50 cm, dark blue
62010GM	50 cm, gold metallic
62010GRM	50 cm, green metallic
62010LG	50 cm, light green
62010LU	50 cm, light blue
62010M	50 cm, multicolour
62010MM	50 cm, multi metallic
62010O	50 cm, orange
62010P	50 cm, pink
62010PM	50 cm, pink metallic
62010PU	50 cm, purple
62010R	50 cm, red
62010RH	50 cm, red hearts
62010RM	50 cm, red metallic
62010SM	50 cm, silver metallic
62010UM	50 cm, blue metallic
62010W	50 cm, white
62010Y	50 cm, yellow
62010WS	50 cm, white/silver

Handheld Confetti Cannon Pro

62090W	80 cm, Snowflake white
62030BW	80 cm, blue/white
62030RGG	80 cm, red/yellow/green
62030	80 cm, black
62030BM	80 cm, black metallic
62030DG	80 cm, dark green
62030DU	80 cm, dark blue
62030GRM	80 cm, green metallic
62030LG	80 cm, light green
62030LU	80 cm, light blue
62030M	80 cm, multicolour
62030MM	80 cm, multi metallic
62030O	80 cm, orange
62030OM	80 cm, orange metallic
62030P	80 cm, pink
62030PM	80 cm, pink metallic
62030PU	80 cm, purple
62030R	80 cm, red
62030RM	80 cm, red metallic
62030UM	80 cm, blue metallic
62030WM	80 cm, white metallic
62030Y	80 cm, yellow
62030GM	80 cm, gold metallic
62030SM	80 cm, silver metallic
62030W	80 cm, white
62030WS	80 cm, white/silver
62030RH	80 cm, red hearts



Handheld Streamer

62020M	50 cm, multicolour
62020	50 cm, black
62020DG	50 cm, dark green
62020DU	50 cm, dark blue
62020GM	50 cm, gold metallic
62020GRM	50 cm, green metallic
62020LG	50 cm, light green
62020LU	50 cm, light blue
62020MM	50 cm, multi metallic
62020O	50 cm, orange
62020P	50 cm, pink
62020PM	50 cm, pink metallic
62020PU	50 cm, purple
62020R	50 cm, red
62020RH	50 cm, red metallic
62020SM	50 cm, silver metallic
62020UM	50 cm, blue metallic
62020W	50 cm, white
62020WS	50 cm, white/silver
62020Y	50 cm, yellow

Handheld Streamer Cannon Pro

62040	80 cm, black
62040BM	80 cm, black metallic
62040DG	80 cm, dark green
62040DU	80 cm, dark blue
62040GRM	80 cm, green metallic
62040LG	80 cm, light green
62040LU	80 cm, light blue
62040M	80 cm, multicolour
62040MM	80 cm, multi metallic
62040O	80 cm, orange
62040OM	80 cm, orange metallic
62040P	80 cm, pink
62040PM	80 cm, pink metallic
62040PU	80 cm, purple
62040R	80 cm, red
62040UM	80 cm, blue metallic
62040WM	80 cm, white metallic
62040Y	80 cm, yellow
62040GM	80 cm, gold metallic
62040SM	80 cm, silver metallic
62040W	80 cm, white
62040WS	80 cm, white/silver


Cables and connectors matter

Cables and connectors can really make a difference. The use of inferior cables and connectors can affect not only the quality of the signal, but also the proper functioning of your equipment. At the end of the day, your investment in cables and connectors is worth it when you consider multiple aspects, not only in terms of cost, but also in terms of quality, reliability, and longevity.

We offer good and affordable connection solutions for audio, audiovisual, light, power, instruments, and data. They are suitable for any environment and built to survive the rigours of frequent touring.

Our audiovisual products range from prefab cables, connectors, and adapters to cables on spool and power distribution. The best materials, a solid connection, and functional designs allow you to build sturdy, noiseless and interference-free connections that go unnoticed and unseen.





Microphone Cables

Prefab Cables

FLX01- bal. XLR/M 3P to XLR/F 3P

DAP

- FLX0175** 0.75 m X-type
- FLX01150** 1.5 m X-type
- FLX013** 3 m X-type
- FLX016** 6 m X-type
- FLX0110** 10 m X-type



FL01 - bal. XLR/M 3P to XLR/F 3P

DAP

- FL0175** 0.75 m
- FL01150** 1.5 m
- FL013** 3 m
- FL016** 6 m
- FL0110** 10 m
- FL0115** 15 m
- FL0120** 20 m



XGL12 - XLR/M to XLR/F

DAP

- XGL1275** 0.75 m
- XGL12150** 1.5 m
- XGL123** 3 m
- XGL126** 6 m
- XGL1210** 10 m



FL71 - bal. XLR/M 3P to XLR/F 3P Neutrik

DAP

- FL71150** 1.5 m
- FL713** 3 m
- FL716** 6 m
- FL7110** 10 m



FL72 - bal. XLR/M 3P to XLR/F 3P Neutrik XX

DAP

- FL7275** 0.75 m
- FL72150** 1.5 m
- FL723** 3 m
- FL726** 6 m
- FL7210** 10 m



FL73 - IP65 XLR/M 3P to XLR/F 3P Neutrik XX HD

DAP

- FL73150** 1.5 m
- FL733** 3 m
- FL736** 6 m
- FL7310** 10 m



FL74 XLR M/F Mic/Line Cable

DAP

- FL7410** 10 m
- FL74150** 1.5 m
- FL743** 3 m
- FL746** 6 m



FL81 - XLR/M 4P to XLR/F 4P Neutrik

DAP

- FL816** 6 m
- FL8110** 10 m
- FL8120** 20 m



FL06 - unbal. Jack mono to Jack mono

DAP

- FL066** 6 m
- FL0610** 10 m



FL16 - Stage Guitar Cable straight Ø6 mm

DAP

- FL166** 6 m
- FL1610** 10 m



FL18 - Stage Guitar Cable straight Ø6 mm to 90°

DAP

- FL186** 6 m
- FL1810** 10 m



FL17 - Road Guitar Cable straight Ø7 mm

DAP

- FL176** 6 m
- FL1710** 10 m



FL19 - Road Guitar Cable straight Ø7 mm to 90°

DAP

- FL196** 6 m
- FL1910** 10 m



FL03 - bal. XLR/F 3P to Jack stereo

DAP

- FL03150** 1.5 m
- FL033** 3 m
- FL036** 6 m



FL04 - bal. XLR/M 3P to Jack stereo

DAP

- FL04150** 1.5 m
- FL043** 3 m
- FL046** 6 m



FL02 - unbal. XLR/F 3P to Jack mono

DAP

- FL02150** 1.5 m
- FL023** 3 m
- FL026** 6 m



FL13 - unbal. XLR 3P, male to Jack mono

DAP

- FL13150** 1.5 m



FL07 - bal. stereo Jack to stereo Jack

DAP

- FL07150** 1.5 m
- FL073** 3 m
- FL076** 6 m
- FL0710** 10 m



FL40 - bal. stereo Jack to stereo female Jack

DAP

- FL403** 3 m
- FL406** 6 m
- FL4010** 10 m



FLX05 - unbal. Jack mono to Jack mono X-type

DAP

- FLX05150** 1.5 m
- FLX053** 3 m
- FLX056** 6 m
- FLX0510** 10 m



Instrument Cables

Prefab Cables

FL05 - unbal. Jack mono to Jack mono

DAP

FL05150	1.5 m
FL053	3 m
FL056	6 m
FL0510	10 m
FL0515	15 m



FL10 - unbal. Jack mono to Jack mono 90°

DAP

FL10150	1.5 m
FL103	3 m
FL106	6 m



FL28 - unbal. Jack mono to Jack mono

DAP

FL28150	1.5 m
FL283	3 m



FL29 - unbal. Jack mono to Jack mono 90°

DAP

FL29150	1.5 m
FL293	3 m
FL296	6 m



FL24 - 2 RCA male L/R to 2 RCA male L/R

DAP

- FL2475** 0.75 m
- FL24150** 1.5 m
- FL243** 3 m
- FL246** 6 m



FL27 - 2 RCA male L/R to 2 RCA female L/R

DAP

- FL2775** 0.75 m
- FL27150** 1.5 m
- FL273** 3 m
- FL276** 6 m



FL23 - 2 RCA male L/R to 2 mono Jack L/R

DAP

- FL23150** 1.5 m
- FL233** 3 m



FL22 - 2 mono Jack L/R to 2 mono Jack L/R

DAP

- FL22150** 1.5 m
- FL223** 3 m
- FL226** 6 m



FL25 - 2 RCA male L/R to 2 XLR/F 3P

DAP

- FL25150** 1.5 m
- FL253** 3 m



FL26 - 2 RCA male L/R to 2 XLR/M 3P

DAP

- FL26150** 1.5 m
- FL263** 3 m



FL43 - 2 unbal. Jack mono L/R to 2 XLR/F 3P

DAP

- FL43150** 1.5 m
- FL433** 3 m



FL44 - 2 unbal. Jack mono L/R to 2 XLR/M 3P

DAP

- FL44150** 1.5 m
- FL443** 3 m



FL45 - mini-jack to mini-jack

DAP

- FL45150** 1.5 m
- FL453** 3 m
- FL456** 6 m



FL47 - 2x RCA + 1x Digital cable

DAP


- FL4775** 0.75 m
- FL47150** 1.5 m
- FL473** 3 m
- FL476** 6 m



RCA Digital Cable

DAP

- FL4875** 0.75 m
- FL48150** 1.5 m
- FL483** 3 m
- FL486** 6 m



Y-Cables

Prefab Cables

FL30 - stereo mini-jack to 2 RCA male L/R

DAP

- FL30150** 1.5 m
- FL303** 3 m
- FL306** 6 m



FLX30 - Stereo mini-jack to 2 RCA male

DAP

- FLX30150** 1.5 m recessed jack body
- FLX303** 3m recessed jack body
- FLX306** 6m recessed jack body



FL31 - stereo mini-jack to 2 mono Jack L/R

DAP

- FL31150** 1.5 m
- FL313** 3 m



FLX31 - stereo mini-jack to 2 mono Jack L/R

DAP

- FLX31150** 1.5 m recessed jack body
- FLX313** 3m recessed jack body
- FLX316** 6m recessed jack body



FL46 - stereo mini-jack to 2 XLR/M 3P

DAP

- FL46150** 1.5 m
- FL463** 3 m
- FL466** 6 m



FLX46 - stereo mini-jack to 2 XLR/M 3P

DAP

- FLX46150** 1.5 m recessed jack body
- FLX463** 3m recessed jack body
- FLX466** 6m recessed jack body



FL32 - mono Jack to 2 mono Jack L/R

DAP

- FL32150** 1.5 m
- FL323** 3 m



FL33 - mono Jack to 2 RCA male L/R

DAP

- FL33150** 1.5 m
- FL333** 3 m



FL34 - stereo Jack to 2 mono Jack L/R

DAP

- FL3475** 0.75 m
- FL34150** 1.5 m
- FL343** 3 m
- FL346** 6 m



FL35 - Stereo Jack to 2 RCA male L/R

DAP

- FL35150** 1.5 m
- FL353** 3 m
- FL356** 6 m



FL36 - 2 x bal. XLR 3P, male to Jack stereo

DAP

- FL36150** 1.5 m



FL37 - 2 x bal. XLR 3P, female to Jack stereo

DAP

- FL37150** 1.5 m



FL38 - bal. XLR 3P, male to 2 x XLR 3P female

DAP

- FL38150** 1.5 m



FL39 - bal. XLR 3P, female to 2 x XLR 3P male

DAP

- FL39150** 1.5 m



FS01 - Jack mono to Jack mono, 2 x 1.5 mm² DAP

- FS01150** 1.5 m
- FS013** 3 m
- FS016** 6 m
- FS0110** 10 m
- FS0115** 15 m



FS02 - Jack mono to XLR/F 3P, 2 x 1.5 mm² DAP

- FS026** 6 m
- FS0210** 10 m



FS03 - XLR/F 3P to XLR/M 3P, 2 x 1.5 mm² DAP

- FS033** 3 m
- FS036** 6 m
- FS0310** 10 m



FS17 - speakON to speakON, 2 x 1.5 mm², Neutrik DAP

- FS173** 3 m
- FS176** 6 m
- FS1710** 10 m
- FS1715** 15 m
- FS1720** 20 m



FS04 - speakON to speakON, 2 x 2.5 mm², Neutrik DAP

- FS043** 3 m
- FS046** 6 m
- FS0410** 10 m
- FS0415** 15 m
- FS0420** 20 m



FS14 - speakON to speakON, 4 x 2.5 mm², Neutrik DAP

- FS143** 3 m
- FS146** 6 m
- FS1410** 10 m
- FS1415** 15 m
- FS1420** 20 m



FS18 - Speaker to Speaker, 2 x 1.5 mm² DAP

- FS183** 3 m
- FS186** 6 m
- FS1810** 10 m
- FS1815** 15 m



FS12 - 2 Speaker female to Speaker female, 2 x 1.5 mm² DAP

- FS12150** 1.5 m



FS13 - 2 Speaker female to speakON male, 2 x 1.5 mm² DAP

- FS13150** 1.5 m Neutrik



FS15 - speakON to speakON, 4 x 4 mm², Neutrik DAP

- FS153** 3 m
- FS156** 6 m
- FS1510** 10 m
- FS1515** 15 m
- FS1520** 20 m



FS16 - Jack mono to speakON/Male, 2 x 1.5 mm², Neutrik DAP

- FS163** 3 m
- FS166** 6 m
- FS1610** 10 m
- FS1620** 20 m




Patch Cables

Prefab Cables

FL11 - 6 coloured unbal. patch

DAP

- FL1130** 30 cm, black
- FL1160** 60 cm, black
- FL1190** 90 cm, black



FL12 - 6 coloured bal. patch

DAP


- FL1230** 30 cm, black
- FL1260** 60 cm, black
- FL1290** 90 cm, black



FL14 - 6 coloured unbal. patch straight to 90°

DAP


- FL1430** 30 cm, black
- FL1460** 60 cm, black
- FL1490** 90 cm, black



FL15 - 6 coloured bal. patch straight to 90°

DAP

- FL1530** 30 cm, black
- FL1560** 60 cm, black
- FL1590** 90 cm, black



FL41 - 6 coloured unbal. patch 90° to 90°

DAP


- FL4130** 30 cm, black
- FL4160** 60 cm, black
- FL4190** 90 cm, black



FL42 - 6 coloured bal. patch 90° to 90°

DAP

- FL4230** 30 cm, black
- FL4260** 60 cm, black
- FL4290** 90 cm, black




FL60 - 8 XLR/M 3P to 8 XLR/F 3P DAP

FL60300 3 m
FL60600 6 m




FL61 - 8 XLR/F 3P to 8 Jack mono DAP

FL61300 3 m
FL61600 6 m




FL62 - 8 XLR/M 3P to 8 Jack mono DAP

FL62300 3 m
FL62600 6 m




FL63 - 8 Jack mono to 8 Jack mono DAP

FL63300 3 m
FL63600 6 m




FL64 - 8 Jack mono to 8 RCA/M DAP

FL64300 3 m
FL64600 6 m



FL65 - 8 RCA/M to 8 RCA/M DAP

FL65300 3 m
FL65600 6 m




FL66 - 8 Jack stereo to 8 Jack stereo DAP

FL66300 3 m
FL66600 6 m



FL67 - 8 XLR/F 3P to 8 Jack stereo DAP

FL67300 3 m
FL67600 6 m



FL68 - 8 XLR/M 3P to 8 Jack stereo DAP

FL68300 3 m
FL68600 6 m




FL69 - 8 Jack mono to 4 Jack stereo DAP

FL69300 3 m
FL69600 6 m




FL21 - 3 mono Jack to 3 mono Jack DAP

FL21150 1.5 m
FL213 3 m



FL20 - 4 mono Jack to 4 mono Jack DAP

FL20150 1.5 m
FL203 3 m



Stage Snakes

Prefab Cables

CobraX 6 StageSnake

DAP

- D961510** 10m
- D961515** 15m



CobraX 8 StageSnake

DAP

- D961610** 10m
- D961615** 15m



CobraX 12/4 StageSnake

DAP

- D961715** 15m
- D961730** 30m



CobraX 16/4 StageSnake

DAP

- D961830** 30m



CobraX 24/4 StageSnake

DAP

- D961930** 30m



Cable Drum with 50 m Microphone Cable

DAP

D954050



Python 8 Stagewheel 8 x XLR

DAP

D9509

16 m



CobraX Stagewheel 16/4

DAP

D961030 30m

D961050 50m



CobraX Stagewheel 24/4

DAP

D961130 30m

D961150 50m



CobraX Stagewheel 24/8

DAP

D961230 30m

D961330 30m



DMX Cables

Prefab Cables

FL09 - DMX/AES-EBU XLR/M 3P to XLR/F 3P

DAP

FL0975	0.75 m
FL09150	1.5 m
FL093	3 m
FL096	6 m
FL0910	10 m
FL0915	15 m
FL0920	20 m



FL08 - DMX/AES-EBU XLR/M 5P to XLR/F 5P

DAP

FL08150	1.5 m
FL083	3 m
FL086	6 m
FL0810	10 m
FL0820	20 m



FL84 - DMX/AES-EBU XLR/M 5P to XLR/F 5P Neutrik

DAP

FL8475	0.75 m
FL84150	1.5 m
FL843	3 m
FL846	6 m
FL8410	10 m
FL8415	15 m
FL8420	20 m



FL85 - Digi Quad 5P Neutrik XLR

DAP

FL8575	0.75 m
FL85150	1.5 m
FL853	3 m
FL856	6 m
FL8510	10 m
FL8515	15 m
FL8520	20 m



FL82 - IP65 DMX/AES-EBU XLR/M 3P to XLR/F 3P Neutrik XX HD

DAP

FL82150	1.5 m
FL8210	10 m
FL823	3 m
FL826	6 m
FL8220	20 m



FL83 - IP65 DMX/AES-EBU XLR/M 5P to XLR/F 5P Neutrik XX HD

DAP

FL83150	1.5 m
FL833	3 m
FL836	6 m
FL8310	10 m
FL8320	20 m



FLA36 - XLR 5P male to XLR 3P female

DAP

FLA36	25 cm
FLA37	25 cm



Neutrik DMX Snake 4-way 3-pin XLR

DAP

FL9010	4-Universe - 10 m
FL9015	4-Universe - 15 m
FL9020	4-Universe - 20 m
FL9050	4-Universe - 50 m



Neutrik DMX Snake 4-way 5-pin XLR

DAP

FL9110	4-Universe - 10 m
FL9115	4-Universe - 15 m
FL9120	4-Universe - 20 m
FL9150	4-Universe - 50 m



DMX Snake 4-way 3-pin XLR

DAP

FL9210	4-Universe - 10 m
FL9215	4-Universe - 15 m
FL9220	4-Universe - 20 m
FL9250	4-Universe - 50 m



DMX Snake 4-way 5-pin XLR

DAP

FL9310	4-Universe - 10 m
FL9315	4-Universe - 15 m
FL9320	4-Universe - 20 m
FL9350	4-Universe - 50 m



Cat5e Cable - U/UTP Black

DAP

- FD0175** 0.75 m
- FD01150** 1.5 m
- FD013** 3 m
- FD016** 6 m
- FD0110** 10 m
- FD0120** 20 m



CAT6 Cable - F/UTP Black

DAP

- FD0275** 0.75 m
- FD02150** 1.5 m
- FD023** 3 m
- FD026** 6 m
- FD0210** 10 m
- FD0220** 20 m



FL55 - CAT5 Cable

DAP

- FL55150** 1.5 m
- FL553** 3 m
- FL556** 6 m
- FL5510** 10 m
- FL5515** 15 m
- FL5520** 20 m



FL57 - CAT5E Cable with Neutrik etherCON

DAP

- FL57150** 1.5 m
- FL573** 3 m
- FL576** 6 m
- FL5710** 10 m
- FL5715** 15 m
- FL5720** 20 m



FL56 - CAT6 Cable

DAP

- FL563** 3 m
- FL566** 6 m
- FL5610** 10 m
- FL5615** 15 m
- FL5640** 40



FL58 - CAT6E Cable with Neutrik etherCON

DAP

- FL58150** 1.5 m Neutrik
- FL583** 3 m Neutrik
- FL586** 6 m Neutrik
- FL5810** 10 m
- FL5815** 15 m Neutrik
- FL5820** 20 m Neutrik



USB 3.0 Active Extension Cable black, male - female

DAP

- FD5010** 10 m
- FD5015** 15 m
- FD5020** 20 m



FC01 - USB-A to USB-A

DAP

- FC01150** 1.5 m
- FC013** 3 m



FC02 - USB-A to USB-B

DAP

- FC02150** 1.5 m
- FC023** 3 m



FC06 - Mini-Din 8P to Mini-Din 8P

DAP

- FC06150** 1.5 m
- FC063** 3 m



FL50 - DIN 5P to DIN 5P

DAP

- FL5075** 0.75 m
- FL50150** 1.5 m
- FL503** 3 m
- FL506** 6 m
- FL5010** 10 m



FL52 - DIN 5P to DIN 5P

DAP

- FL523** 3 m
- FL526** 6 m



PC Midi & Data Cables

Prefab Cables

UCI-10 USB XLR Microphone interface

DAP

D1630 3 m



UCI-20 USB Jack Instrument interface

DAP

D1631 3 m



Power-Audiosignal Cables

Prefab Cables

Cable Drum with 15 m Audio Power/Signal Cable

DAP

D954120



FP08 - Schuko/XLR F - IEC/XLR M - Audio / Power

DAP

FP0810 10 m, Blue Jacket
FP0810B 10 m, Black jacket
FP0815 15 m, Blue Jacket
FP0815B 15 m, Black jacket
FP0820 20 m, Blue jacket
FP0820B 20 m, Black jacket



FP09 - Schuko/XLR F - Schuko/XLR M - Audio / Power

DAP

FP0910 10 m, Blue jacket
FP0910B 10 m, Black jacket
FP0915 15 m, Blue jacket
FP0915B 15 m, Black jacket
FP0920 20 m, Blue jacket
FP0920B 20 m, Black jacket



FP10 - Schuko/XLR F - powerCON/XLR M - Audio / Power

DAP

FP1010 10 m, Blue jacket
FP1015 15 m, Blue jacket
FP1020 20 m, Blue jacket



FP17 Hybrid Cable - PowerCON & 3-pin XLR - DMX / Power

DAP

90900 0.75 m, Blue jacket
90901 1.5 m, Blue jacket
90902 3 m, Blue jacket
90903 6 m, Blue jacket
90904 10 m, Blue jacket



FP12 - IEC/XLR M - IEC/XLR F - DMX / Power DAP

FP12150	1.5 m, Blue jacket
FP12150B	1.5 m, Black jacket
FP123	3 m, Blue jacket
FP123B	3 m, Black jacket
FP126	6 m, Blue jacket
FP126B	6 m, Black jacket
FP1210	10 m, Blue jacket
FP1210B	10 m, Black jacket



FP04 - Schuko/XLR M - IEC/XLR F - DMX / Power DAP

FP0410	10 m, Blue jacket
FP0415	15 m, Blue jacket
FP0420	20 m, Blue jacket




FP05 - Schuko/XLR M - Schuko/XLR F - DMX / Power DAP

FP053	3 m, Blue jacket
FP056	6 m, Blue jacket
FP0510	10 m, Blue jacket
FP0515	15 m, Blue jacket
FP0520	20 m, Blue jacket



FP06 - Schuko/XLR M - powerCON/XLR F - DMX / Power DAP

FP0610	10 m, Blue jacket
FP0615	15 m, Blue jacket
FP0620	20 m, Blue jacket



powerCON/XLR M - powerCON/XLR F - DMX / Power DAP

90480	0.75 m, Blue jacket
90481	1.5 m, Blue jacket
90482	3 m, Blue jacket
90483	6 m, Blue jacket
90484	10 m, Blue jacket



FP18 Hybrid Cable - powerCON & 5-pin XLR - DMX / Power DAP

93000	0.75 m, Blue jacket
93001	1.5 m, Blue jacket
93002	3 m, Blue jacket
93003	6 m, Blue jacket
93004	10 m, Blue jacket



FP-13 Hybrid Cable - powerCON TRUE1 & 3-pin XLR - DMX / Power DAP

FP13150	1.5 m, Blue jacket
FP133	3 m, Blue jacket
FP136	6 m, Blue jacket
FP1310	10 m, Blue jacket
FP1315	15 m, Blue jacket



FP-14 Hybrid Cable - powerCON TRUE1 & 5-pin XLR - DMX / Power DAP

FP14150	1.5 m, Blue jacket
FP143	3 m, Blue jacket
FP146	6 m, Blue jacket
FP1410	10 m, Blue jacket
FP1415	15 m, Blue jacket



FP-15 Hybrid Cable - powerCON TRUE1 & 3-pin XLR IP - DMX / Power DAP

FP15150	1.5 m, Blue jacket
FP153	3 m, Blue jacket
FP156	6 m, Blue jacket
FP1510	10 m, Blue jacket
FP1515	15 m, Blue jacket




FP-16 Hybrid Cable - powerCON TRUE1 & 5-pin XLR IP - DMX / Power DAP

FP16150	1.5 m, Blue jacket
FP163	3 m, Blue jacket
FP166	6 m, Blue jacket
FP1610	10 m, Blue jacket
FP1615	15 m, Blue jacket




powerCON/RJ45 - powerCON/RJ45 - Data / Power DAP

90485	0.5 m, Blue jacket
90486	1.5 m, Blue jacket
90487	3 m, Blue jacket
90488	6 m, Blue jacket
90489	10 m, Blue jacket



Neutrik powerCON / etherCON Extension Cable - Data / Power DAP

90490	0.5 m, Blue jacket
90491	1.5 m, Blue jacket
90492	3 m, Blue jacket
90493	6 m, Blue jacket
90494	10 m, Blue jacket



AV Cables

Prefab Cables

FV01 - BNC to BNC Ø6 mm

DAP

FV01150	1.5 m
FV0175	75 cm
FV013	3 m
FV016	6 m
FV0110	10 m
FV0115	15 m



FV02 - 3 BNC to 3 BNC Ø6 mm

DAP

FV023	3 m
FV026	6 m



FV50 - SDI Cable with Neutrik BNC to BNC

DAP

FV50150	150 cm
FV503	3 m
FV506	6 m
FV5010	10 m
FV5015	15 m
FV5020	20 m
FV5050	50 m



FV05 - BNC to BNC Ø6 mm

DAP

FV05150	1.5 m
FV053	3 m



FV34 - DVI to DVI

DAP

FV343	3 m
FV346	6 m
FV3410	10 m
FV3415	15 m
FV3425	25 m



HDMI 2.0, 4K, 60 Hz, 18 Gbps

DAP

FV43150	1.5 m
FV433	3 m
FV436	6 m
FV4310	10 m
FV4315	15 m



FV41 HDMI 2.0 Cable

DAP

FV41150	1.5m
FV413	3m
FV416	6m
FV4110	10m
FV4115	15m



HDMI 2.1, 8K/60 Hz, 4K/120 Hz, 48 Gbps

DAP

FV44150	1.5 m
FV443	3 m



FV03 - Ø6 mm RCA/M to RCA/M

DAP

FV03150	1.5 m
FV033	3 m
FV036	6 m



FOP01 - Toslink to Toslink

DAP

FOP0175	0.75 m
FOP01150	1.5 m
FOP013	3 m
FOP016	6 m



FOP02 - Miniplug to Miniplug Black

DAP

- FOP0275** 0.75 m
- FOP02150** 1.5 m
- FOP023** 3 m
- FOP026** 6 m



FV33 - VGA to VGA

DAP

- FV3375** 0.75 m
- FV33150** 1.5 m
- FV333** 3 m
- FV336** 6 m
- FV3310** 10 m
- FV3315** 15 m
- FV3320** 20 m



Cable Accessories

Prefab Cables

Cable Tester Pro

SHOWGEAR

D1909



Eco Cable Tie 12x200mm

SHOWGEAR

D9578

100 Pcs



Economic Cable Tie 20 x 400 mm

Velcro Cable Tie on Roll

SHOWGEAR

D9590 100 pcs



SHOWGEAR

89102 Black, 20mm x 4500mm



Snap Fastener with Clip 377x38mm

SHOWGEAR

D9579

5 Pcs



Snap Fastener 10x120

SHOWGEAR

- D9580B** Black, 10 pieces
- D9580U** Blue, 10 pieces
- D9580R** Red, 10 pieces
- D9580G** Green, 10 pieces
- D9580Y** Yellow, 10 pieces



Snap Fastener 20x200

SHOWGEAR

- D9581B** Black, 10 pieces
- D9581U** Blue, 10 pieces
- D9581R** Red, 10 pieces
- D9581G** Green, 10 pieces
- D9581Y** Yellow, 10 pieces



Snap Fastener 20x300

SHOWGEAR

- D9582B** Black, 10 pieces
- D9582U** Blue, 10 pieces
- D9582R** Red, 10 pieces
- D9582G** Green, 10 pieces
- D9582Y** Yellow, 10 pieces



Snap Fastener 40x400

SHOWGEAR

- D9583B** Black, 10 pieces
- D9583U** Blue, 10 pieces
- D9583R** Red, 10 pieces
- D9583G** Green, 10 pieces
- D9583Y** Yellow, 10 pieces



Snap Fastener 50x500

SHOWGEAR

- D9584B** Black, 10 pieces
- D9584U** Blue, 10 pieces
- D9584R** Red, 10 pieces
- D9584G** Green, 10 pieces
- D9584Y** Yellow, 10 pieces



Cable Strap

SHOWGEAR

- D9600** 25 x 750 mm, 1 piece
- D9601** 25 x 1500 mm, 1 piece
- D9602** 25 x 5000 mm, 1 piece



MC-20

DAP

D9434B Mic/Line cable, 100 m on Spool, Ø 5 mm, Black



D9435B Mic/Line cable, 100 m on Spool, Ø 6 mm, Black



Ω: 0.075 Ω
Cable Length: 100 m
Conductor Res.: 160 Ω/km
Conductor Capacitance: 60 pF/m
Max. Wire Size: 0.1 mm²
Outer Cable Ø: 5 mm
Outer Isol. Type: PVC
1st Shield: Twisted

MC-216

DAP

D9431B Mic/Line cable, 100 m on Spool, Black



Black

Blue

Red

Green

Yellow

D9431B

D9431U

D9431R

D9431G

D9431Y



Ω: 0.075 Ω
Cable Length: 100 m
Conductor Res.: 80 Ω/km
Conductor Capacitance: 45 pF/m
Max. Wire Size: 0.1 mm²
Outer Cable Ø: 6 mm
Outer Isol. Type: PVC
1st Shield: Twisted
2nd Shield: Plastic foil

MC-226

DAP

D9432B Microphone cable double isolation, 100 m on Spool, Black



Black

Blue

Red

Green

Yellow

D9432B

D9432U

D9432R

D9432G

D9432Y



Ω: 0.075 Ω
Cable Length: 100 m
Conductor Res.: 90 Ω/km
Conductor Capacitance: 60 pF/m
Max. Wire Size: 0.12 mm²
Outer Cable Ø: 6 mm
Outer Isol. Type: PVC
1st Shield: Twisted
2nd Shield: Plastic foil

MCD-224

DAP

D9422U Dual line cable, 100 m on Spool, Blue



Ω: 0.1 Ω
Cable Length: 100 m
Conductor Res.: 80 Ω/km
Conductor Capacitance: 65 pF/m
Max. Wire Size: 0.12 mm²
Outer Cable Ø: 4 mm
Outer Isol. Type: PVC
1st Shield: Braided
2nd Shield: Plastic foil

Line & Instrument Cables

Cables on Spool

LC-126

DAP

D9411B Line cable a-symmetric, 100 m on Spool, Black



Ω : 0.05 Ω
Cable Length: 100 m
Conductor Res.: 80 Ω /km
Conductor Capacitance: 65 pF/m
Max. Wire Size: 0.2 mm²
Outer Isol. Type: PVC
1st Shield: Plastic foil
2nd Shield: Twisted

AV

DAP

D9401 Audio/Video Cable A-symmetric 75 Ohm 100 m on Spool - 3 mm



D9402 Audio/Video Cable A-symmetric 75 Ohm 100 m on Spool - 4 mm




Ω : 0.035 Ω
Cable Length: 100 m
Conductor Res.: 80 Ω /km
Conductor Capacitance: 160 pF/m
Max. Wire Size: 0.12 mm²
Outer Isol. Type: PVC
1st Shield: Twisted

AV-84

DAP


D9403 4-way Audio/Video Cable A-symmetric 75 Ohm 100 m on Spool



Ω : 0.035 Ω
Cable Length: 100 m
Conductor Res.: 80 Ω /km
Conductor Capacitance: 160 pF/m
Max. Wire Size: 0.12 mm²
Outer Isol. Type: PVC
1st Shield: Twisted

SPE-275 DAP


D9101 Speaker Cable 2 x 0.75 mm, 100 m




Cable Length: 100 m
Max. Wire Size: 0.75 mm²
Outer Cable Ø: 5.6 mm
Outer Isol. Type: PVC

SPE-215 DAP

D9102 Speaker Cable 2 x 1.5 mm, 100 m




D9102500 Speaker Cable 2 x 1.5 mm, 500 m



Cable Length: 100 and 500 m
Max. Wire Size: 1.5 mm²
Outer Cable Ø: 8 mm
Outer Isol. Type: PVC

SPE-225 DAP


D9103 Speaker Cable 2 x 2.5 mm, 100 m



Cable Length: 100 m
Max. Wire Size: 2.5 mm²
Outer Cable Ø: 8 mm
Outer Isol. Type: PVC

SPE-240 DAP


D9104 Speaker Cable 2 x 4.0 mm. 100 m Spool




Cable Length: 100 m
Max. Wire Size: 4 mm²
Outer Cable Ø: 9 mm
Outer Isol. Type: PVC

SPE-2 LSHF DAP

D9111 Speaker Cable 2 x 0.75 mm², LSHF Jacket, Spool 100 m



D9112 Speaker Cable 2 x 1.5 mm², LSHF Jacket, Spool 100 m



Cable Length: 100 m
Max. Wire Size: 0.75 and 1.5 mm²
Outer Cable Ø: 5.6 mm
Outer Isol. Type: PVC

Speaker Cables

Cables on Spool

SPC-225

DAP

D9203 Stage Speaker Cable 2x 2.5 mm, 100 m on Spool, Blue Jacket



D9203B Stage Speaker Cable 2x 2.5 mm, 100 m on Spool, Black Jacket



Cable Length: 100 m
 Max. Wire Size: 2.5 mm²
 Outer Cable Ø: 7.7 mm
 Outer Isol. Type: PVC

SPC-240

DAP

D9206 Speaker Cable, 50 m on Spool



Cable Length: 50 m
 Max. Wire Size: 4 mm²
 Outer Cable Ø: 9.5 mm
 Outer Isol. Type: PVC
 1st Shield: Foil

SPK-275

DAP

D9201 Stage Speaker Cable 2x 0.75 mm, 100 m on Spool, Blue Jacket



D9201B Stage Speaker Cable 2x 0.75 mm, 100 m on Spool, Black Jacket



Cable Length: 100 m
 Max. Wire Size: 0.75 mm²
 Outer Cable Ø: 6.5 mm
 Outer Isol. Type: PVC

SPK-215

DAP

D9202 Stage Speaker Cable 2x 1.5 mm, 100 m on Spool, Blue Jacket





D9202B Stage Speaker Cable 2x 1.5 mm, 100 m on Spool, Black Jacket





Cable Length: 100 m
 Max. Wire Size: 1.5 mm²
 Outer Cable Ø: 8 mm
 Outer Isol. Type: PVC



SPK-225 DAP

<p>D9204 Stage Speaker Cable 2x 2.5 mm, 100 m on Spool, Blue Jacket</p> 	<p>Cable Length: 100 m Max. Wire Size: 2.5 mm² Outer Cable Ø: 9 mm Outer Isol. Type: PVC</p>
<p>D9204B Stage Speaker Cable 2x 2.5 mm, 100 m on Spool, Black Jacket</p> 	



SPK-240 DAP

<p>D9205 Stage Speaker Cable 2x 4 mm, 50 m on Spool, Blue Jacket</p> 	<p>Cable Length: 50 m Max. Wire Size: 4 mm² Outer Cable Ø: 10 mm Outer Isol. Type: PVC</p>
<p>D9205B Stage Speaker Cable 2x 4 mm, 50 m on Spool, Blue Jacket</p> 	



SPK-440 DAP

<p>D9302 Stage Multi Speaker Cable 4x 4 mm, 50 m on Spool, Blue Jacket</p> 	<p>Cable Length: 50 m Max. Wire Size: 4 mm² Outer Cable Ø: 16 mm Outer Isol. Type: PVC</p>
<p>D9302B Stage Multi Speaker Cable 4x 4 mm, 50 m on Spool, Black Jacket</p> 	

SPK-645 DAP



<p>D9303 Stage Multi Speaker cable 4 x 4 mm + 2 x 2.5 mm, 50 m on spool, Blue Jacket</p> 	<p>Cable Length: 50 m Max. Wire Size: 4 mm² Outer Cable Ø: 18 mm Outer Isol. Type: PVC</p>
<p>D9303B Stage Multi Speaker cable 4 x 4 mm + 2 x 2.5 mm, 50 m on spool, Black Jacket</p> 	

SPK-825 DAP

<p>D9304 Stage Multi Speaker Cable 8x 2.5 mm, Blue Jacket, price per m</p> 	<p>Cable Length: 1 m Max. Wire Size: 2.5 mm² Outer Cable Ø: 16 mm Outer Isol. Type: PVC</p>
<p>D9304B Stage Multi Speaker Cable 8x 2.5 mm, Black Jacket, price per m</p> 	


Speaker Cables


Cables on Spool



SPK-425 MKII		DAP
<p>D9305 Stage Speaker Cable 4 x 2.5 mm Twist protection, 50 m on Spool, Blue Jacket</p> 	<p>Cable Length: 50 m Max. Wire Size: 2.5 mm² Outer Cable Ø: 13 mm Outer Isol. Type: PVC</p>	
<p>D9305B Stage Speaker Cable 4 x 2.5 mm Twist protection, 50 m on Spool, Black jacket</p> 		


Data Cables


Cables on Spool



CAT5e U/UTP LAN Cable		DAP
<p>D9420 Spool 305 m, Black Jacket</p> 	<p>Cable Length: 305m Conductor Res.: 938 Ω/km Outer Cable Ø: 5 mm Outer Isol. Type: PVC Insulation Ω: 5 GΩ 1st Shield: Twisted Packaging: Dispenser Box</p>	


CAT6a U/FTP Lan Cable		DAP
<p>D9421 Spool 305 m, Black Jacket</p> 	<p>Cable Length: 305m Conductor Res.: 938 Ω/km Cap./Shield Inner Cond.: 33 pF/m Outer Isol. Type: PVC 1st Shield: Aluminium foil Packaging: Spool</p>	

Flexible CAT5E cable Reel		DAP
<p>D9409 100 m Spool, Blue Jacket</p> 	<p>Ω: 100 Ω Cable Length: 100 m Conductor Res.: 78.4 Ω/km Max. Wire Size: 0.28 mm² Outer Cable Ø: 5.5 mm Outer Isol. Type: PVC</p>	
<p>D9409B 100 m Spool, Black Jacket</p> 		

Flexible CAT5 + Power cable 3x 1.5 mm ²		DAP
<p>D9412 100 m on Spool</p> 	<p>Cable Length: 100 m Conductor Res.: 94.7 Ω/km Max. Wire Size: 1.5 mm² Outer Isol. Type: PVC 1st Shield: Aluminium foil</p>	

CAT Flex		DAP
<p>D9410 Flexible CAT5 cable, 100 m on Spool</p> 	<p>Cable Length: 100 m Conductor Res.: 78.4 Ω/km Max. Wire Size: 0.2 mm² Outer Cable Ø: 7.6 mm Outer Isol. Type: PVC</p>	

DIG-110 AES-EBU		DAP
<p>D9433B 110 Ohm Digital Cable, 100 m on Spool, Black Jacket</p> 	<p>Ω: 110 Ω Cable Length: 100 m Conductor Res.: 130 Ω/km Conductor Capacitance: 20 pF/m Cap./Shield Inner Cond.: 65 pF/m Max. Wire Size: 1.8 mm² Outer Cable Ø: 6 mm Outer Isol. Type: PE 1st Shield: Braided 2nd Shield: Oxygen Free Copper</p>	
<p>D9433U 10 Ohm Digital Cable, 100 m on Spool, Blue Jacket</p> 		

Digi-Quad		DAP
<p>D9471 DMX Quad 4-pin digital cable</p> 	<p>Ω: 110 Ω Cable Length: 100 m Conductor Res.: 110 Ω/km Conductor Capacitance: 35 pF/m Cap./Shield Inner Cond.: 52 pF/m Outer Cable Ø: 7 mm Outer Isol. Type: PE 1st Shield: Braided Tinned Copper</p>	


Power-Signal Cables

Cables on Spool

Media-Flex 113

DAP

D9472 Power+Audio+Coax, Black Jacket, Price per metre




Conductor Res.: 65 Ω/km
 Max. Wire Size: 1.5 mm²
 Outer Cable Ø: 4.2 mm
 Outer Isol. Type: PVC
 1st Shield: Twisted

Media-Flex 523

DAP

D9474 Power+2x Audio+5x Coax, Black Jacket, Price per metre



Conductor Res.: 65 Ω/km
 Max. Wire Size: 1.5 mm²
 Outer Cable Ø: 4.2 mm
 Outer Isol. Type: PVC
 1st Shield: Twisted

PSC-211

DAP

D9482 Power/Signal Cable, Blue Jacket, price per metre



D9482B Power/Signal Cable, Black Jacket, price per meter



Conductor Res.: 80 Ω/km
 Max. Wire Size: 1.5 mm²
 Outer Cable Ø: 1.3 mm
 Outer Isol. Type: PVC
 1st Shield: Twisted

PMC-216

DAP

D9481 AUDIO Power/Signal Cable, Blue Jacket, Price per meter



D9481B AUDIO Power/Signal Cable, Black Jacket, Price per meter



Conductor Res.: 80 Ω/km
 Max. Wire Size: 1.5 mm²
 Outer Cable Ø: 3.7 mm
 Outer Isol. Type: PVC
 1st Shield: Twisted

MK-422

DAP

D9441 4 Pair Studio Multicore, Blue Jacket, Price per meter



D9441B 4 Pair Studio Multicore, Black Jacket, Price per meter



Cable Length: 1 m
Max. Wire Size: 3 mm²
Outer Cable Ø: 10 mm
Outer Isol. Type: PVC
1st Shield: Aluminium foil
2nd Shield: Braided Tinned Copper
Filler Mat.: Cotton / Paper
Number of Pairs: 4

MK-822

DAP

D9442 8 Pair Studio Multicore, Blue Jacket, Price per meter



D9442B 8 Pair Studio Multicore, Black Jacket, Price per meter



Cable Length: 1 m
Max. Wire Size: 3 mm²
Outer Cable Ø: 13.5 mm
Outer Isol. Type: PVC
1st Shield: Aluminium foil
2nd Shield: Tinned Copper
Filler Mat.: Cotton / Paper
Number of Pairs: 8

MK-1222

DAP

D9443 12 Pair Studio Multicore, Blue Jacket, Price per meter



D9443B 12 Pair Studio Multicore, Black Jacket, Price per meter



Cable Length: 1 m
Max. Wire Size: 3 mm²
Outer Cable Ø: 15 mm
Outer Isol. Type: PVC
1st Shield: Aluminium foil
2nd Shield: Tinned Copper
Filler Mat.: Cotton / Paper
Number of Pairs: 12

MK-1622

DAP

D9444 16 Pair Studio Multicore, Blue Jacket, Price per meter



D9444B 16 Pair Studio Multicore, Black Jacket, Price per meter



Cable Length: 1 m
Max. Wire Size: 3 mm²
Outer Cable Ø: 18.5 mm
Outer Isol. Type: PVC
1st Shield: Aluminium foil
2nd Shield: Tinned Copper
Filler Mat.: Cotton / Paper
Number of Pairs: 16

MK-2022

DAP

D9445 20 Pair Studio Multicore, Blue Jacket, Price per meter





D9445B 20 Pair Studio Multicore, Black Jacket, Price per meter






Cable Length: 1 m
Max. Wire Size: 3 mm²
Outer Cable Ø: 18.5 mm
Outer Isol. Type: PVC
1st Shield: Aluminium foil
2nd Shield: Tinned Copper
Filler Mat.: Cotton / Paper
Number of Pairs: 20


Multicore Cables


Cables on Spool

MK-2422		DAP
<p>D9446 24 Pair Studio Multicore, Blue Jacket, Price per meter</p> 	<p>Cable Length: 1 m Max. Wire Size: 3 mm² Outer Cable Ø: 22 mm Outer Isol. Type: PVC 1st Shield: Aluminium foil 2nd Shield: Tinned Copper Filler Mat.: Cotton / Paper Number of Pairs: 24</p>	
<p>D9446B 24 Pair Studio Multicore, Black Jacket, Price per meter</p> 		

MK-2822		DAP
<p>D9447 28 Pair Studio Multicore, Blue Jacket, Price per meter</p> 	<p>Cable Length: 1 m Max. Wire Size: 3 mm² Outer Cable Ø: 24.5 mm Outer Isol. Type: PVC 1st Shield: Aluminium foil 2nd Shield: Tinned Copper Filler Mat.: Paper Number of Pairs: 28</p>	

MK-3222		DAP
<p>D9448 32 Pair Studio Multicore, Blue Jacket, Price per meter</p> 	<p>Cable Length: 1 m Max. Wire Size: 3 mm² Outer Cable Ø: 25.5 mm Outer Isol. Type: PVC 1st Shield: Aluminium foil 2nd Shield: Tinned Copper Filler Mat.: Cotton / Paper Number of Pairs: 32</p>	
<p>D9448B 32 Pair Studio Multicore, Black Jacket, Price per meter</p> 		

MK-3622		DAP
<p>D9449 36 Pair Studio Multicore, Blue Jacket, Price per meter</p> 	<p>Cable Length: 1 m Max. Wire Size: 3 mm² Outer Cable Ø: 26.5 mm Outer Isol. Type: PVC 1st Shield: Aluminium foil 2nd Shield: Tinned Copper Filler Mat.: Cotton / Paper Number of Pairs: 36</p>	

MK-4822		DAP
<p>D9450 48 pair Studiomulticore, Blue Jacket, Price per meter</p> 	<p>Cable Length: 1 m Max. Wire Size: 3 mm² Outer Cable Ø: 22.3 mm Outer Isol. Type: PVC 1st Shield: Aluminium foil 2nd Shield: Tinned Copper Filler Mat.: Cotton Number of Pairs: 48</p>	

MK-432

DAP

D9451 4 Pair Stage Multicore, Double Shielded, Blue Jacket, Price per meter



D9451B 4 Pair Stage Multicore, Double Shielded, Black Jacket, Price per meter



Cable Length: 1 m
Max. Wire Size: 3 mm²
Outer Cable Ø: 11.8 mm
Outer Isol. Type: PVC
1st Shield: Aluminium foil
2nd Shield: Tinned Copper
Filler Mat.: Cotton / Paper

MK-832

DAP

D9452 8 Pair Stage Multicore, Double Shielded, Blue Jacket, Price per meter.



D9452B 8 Pair Stage Multicore, Double Shielded, Black Jacket, Price per meter.



Cable Length: 1 m
Max. Wire Size: 3 mm²
Outer Cable Ø: 13.5 mm
Outer Isol. Type: PVC
1st Shield: Aluminium foil
2nd Shield: Tinned Copper
Filler Mat.: Cotton / Paper
Number of Pairs: 8

MK-1232

DAP

D9453 12 Pair Stage Multicore, Double Shielded, Blue Jacket, Price per meter



D9453B 12 Pair Stage Multicore, Double Shielded, Black Jacket, Price per meter



Cable Length: 1 m
Max. Wire Size: 3 mm²
Outer Cable Ø: 17 mm
Outer Isol. Type: PVC
1st Shield: Aluminium foil
2nd Shield: Tinned Copper
Filler Mat.: Cotton / Paper
Number of Pairs: 12

MK-1632

DAP

D9454 16 Pair Stage Multicore, Double Shielded, Blue Jacket, Price per meter



D9454B 16 Pair Stage Multicore, Double Shielded, Black Jacket, Price per meter



Cable Length: 1 m
Max. Wire Size: 3 mm²
Outer Cable Ø: 18 mm
Outer Isol. Type: PVC
1st Shield: Aluminium foil
2nd Shield: Tinned Copper
Filler Mat.: Cotton / Paper
Number of Pairs: 16

MK-2032

DAP

D9455 20 Pair Stage Multicore, Double Shielded, Blue Jacket, Price per meter



D9455B 20 Pair Stage Multicore, Double Shielded, Black Jacket, Price per meter



Cable Length: 1 m
Max. Wire Size: 3 mm²
Outer Cable Ø: 22 mm
Outer Isol. Type: PVC
1st Shield: Aluminium foil
2nd Shield: Tinned Copper
Filler Mat.: Cotton / Paper
Number of Pairs: 20

Multicore Cables

Cables on Spool

MK-2432

DAP

D9456 24 Pair Stage Multicore, Double Shielded, Blue Jacket, Price per meter



D9456B 24 Pair Stage Multicore, Double Shielded, Black Jacket, Price per meter



Cable Length: 1 m
 Max. Wire Size: 3 mm²
 Outer Cable Ø: 23 mm
 Outer Isol. Type: PVC
 1st Shield: Aluminium foil
 2nd Shield: Tinned Copper
 Filler Mat.: Cotton / Paper
 Number of Pairs: 24

MK-2832

DAP

D9457 28 Pair Stage Multicore, Double Shielded, Blue Jacket, Price per meter



D9457B 28 Pair Stage Multicore, Double Shielded, Black Jacket, Price per meter



Cable Length: 1 m
 Max. Wire Size: 3 mm²
 Outer Cable Ø: 26 mm
 Outer Isol. Type: PVC
 1st Shield: Aluminium foil
 2nd Shield: Tinned Copper
 Filler Mat.: Cotton / Paper
 Number of Pairs: 28

MK-SPIN

DAP

D9421U Mic/line cable, 100 m on Spool



Cable Length: 100 m
 Conductor Res.: 160 Ω/km
 Conductor Capacitance: 60 pF/m
 Max. Wire Size: 0.18 mm²
 Outer Cable Ø: 3 mm
 Outer Isol. Type: PVC
 1st Shield: Aluminium foil
 2nd Shield: Tinned Copper

LED Control Cable 5 x 0.75 mm²

DAP

D9476 25 m

D9477 50 m

D9478 100 m



Cable Length: 25, 50 and 100 m
 Conductor Res.: 3 Ω/km
 Max. Wire Size: 0.75 mm²
 Outer Cable Ø: 6.5 mm
 Outer Isol. Type: PVC

SD-SDI

DAP

D9467B Single Shielded Coax Cable, 100 m on Spool



Ω: 75 Ω
Cable Length: 100 m
Max. Wire Size: 4 mm²
Outer Isolation Ø: 4 mm
Outer Isol. Type: PVC
1st Shield: Oxygen Free Copper
2nd Shield: Braided

HD-SDI

DAP

D9468B Double Shielded Coax Cable, 100 m on Spool



Ω: 75 Ω
Cable Length: 100 m
Max. Wire Size: 4.65 mm²
Outer Isol. Type: PVC
1st Shield: Braided
2nd Shield: Aluminium foil

3G-SDI

DAP

D9469B Double Shielded Coax Cable, 100 m on Spool



Ω: 75 Ω
Cable Length: 100 m
Max. Wire Size: 7.6 mm²
Outer Isol. Type: PVC
1st Shield: Braided
2nd Shield: Aluminium foil

AV-14

DAP

D9461 4-way Audio/Video Cable A-symmetric 75 Ohm 100 m on Spool



Ω: 75 Ω
Cable Length: 100 m
Max. Wire Size: 0.4 mm²
Outer Isol. Type: PVC
1st Shield: Oxygen Free Copper

AV-20

DAP

D9460 Double shielded RG-179 video cable, 100 m on Spool



Ω: 75 Ω
Cable Length: 100 m
Max. Wire Size: 1.4 mm²
Outer Isolation Ø: 2.54 mm
Outer Isol. Type: PVC
1st Shield: Aluminium foil

AV Cables

Cables on Spool

AV-80

DAP

D9463B Double Shielded Video Cable 75 Ohm 100 m on Spool



D9463W Double Shielded Video Cable 75 Ohm 100 m on Spool



Ω: 75 Ω
 Cable Length: 100 m
 Max. Wire Size: 0.58 mm²
 Outer Isolation Ø: 6.2 mm
 Outer Isol. Type: PE
 1st Shield: Oxygen Free Copper

AV-100

DAP

D9462 Super-Flex Shielded Video Cable 75 Ohm 100 m on Spool



Ω: 75 Ω
 Cable Length: 100 m
 Max. Wire Size: 0.58 mm²
 Outer Isol. Type: PVC
 1st Shield: Oxygen Free Copper

AV-150

DAP

D9464 Double shielded videocable HD-ready high flexibility (RG-59) 100 m on Spool



Ω: 75 Ω
 Cable Length: 100 m
 Max. Wire Size: 3.7 mm²
 Outer Isol. Type: PVC
 1st Shield: Braided Tinned Copper
 2nd Shield: Oxygen Free Copper

AV-500

DAP

D9466 5 Way Video Cable 75 Ohm price per meter



Ω: 75 Ω
 Cable Length: 1 m
 Max. Wire Size: 0.58 mm²
 Outer Isolation Ø: 4.2 mm
 Outer Isol. Type: PE
 1st Shield: Oxygen Free Copper



XLR Chassis & Connectors

Connectors

XLR 3P X-type, male

DAP

XXM203BB Black end cap - Black Housing

XXM203NB Black end cap - Nickel Housing

Colour: Black and silver
 Bush Col.: Black
 Contact Type: Nickel plated



XLR 3P X-type female

DAP

XXFX203BB Black end cap - Black Housing

XXFX203NB Black end cap - Nickel Housing

Colour: Black and silver
 Bush Col.: Black
 Contact Type: Nickel plated



XLR 3P Connector, male, Neutrik XX

NEUTRIK

NC3MXXBAG Silver contacts - Black metal housing

NC3MXX Silver contacts - Nickel housing

Pins: 3
 Outer Cable Ø: 8 mm
 Colour: Black and silver
 Bush Col.: Black
 Contact Type: Silver plated



XLR 3P Connector, female, Neutrik XX

NEUTRIK

NC3FXXBAG Silver contacts - Black metal housing

NC3FXX Silver contacts - Nickel housing

Pins: 3
 Outer Cable Ø: 8 mm
 Colour: Black and silver
 Bush Col.: Black
 Contact Type: Bronze



XLR 3P Chassis, female

NEUTRIK

NC3FAH Gold contacts - Nickel housing

Pins: 3
 Colour: Black
 Contact Type: Bronze



XLR 3P Receptacle, female

NEUTRIK

NC3FAV Vertical PCB mount

Colour: Black
 Contact Type: Bronze



XLR 3P Connector, female

NEUTRIK

NC3FXXB Gold contacts, Black metal housing

Pins: 3
 Outer Cable Ø: 8 mm
 Colour: Black
 Bush Col.: Black
 Contact Type: Gold plated



XLR 4P Receptacle, male

NEUTRIK

NC3MAV Vertical PCB mount

Pins: 3
 Colour: Black
 Contact Type: Gold plated



XLR 3P 'Heavy Duty' IP Connector male, Neutrik XX HD

NEUTRIK

NC3MXXHDD Gold contacts, Silver Housing, incl. assembly tool. Min. order 25 pcs

Pins: 3
 Colour: Silver
 Bush Col.: Black
 Contact Type: Gold plated



XLR 3P 'Heavy Duty' IP Connector, female, Neutrik XX HD

NEUTRIK

NC3FXXHDD Gold contacts, Silver Housing, incl. assembly tool. Min. order 25 pcs

Pins: 3
 Colour: Black
 Bush Col.: Black
 Contact Type: Gold plated



XLR 3P Connector male TOP

NEUTRIK

NC3MXTOP Gold contacts, Stainless steel Housing

Pins: 3
 Colour: Silver
 Bush Col.: Black
 Contact Type: Gold plated



XLR 3P Connector, female TOP

NEUTRIK

NC3FXTOP Gold contacts, Stainless steel Housing

Pins: 3
 Colour: Silver
 Bush Col.: Black
 Contact Type: Gold plated



XLR 5P Connector, male TOP

NEUTRIK

NC5MXTOP Gold contacts, Stainless steel Housing

Pins: 3
Colour: Silver
Bush Col.: Black
Contact Type: Gold plated



XLR 5P Connector, female TOP

NEUTRIK

NC5FXTOP Gold contacts, Stainless steel Housing

Pins: 5
Colour: Silver
Bush Col.: Black
Contact Type: Gold plated



IP65 Sealing Cover for NC3MDX-TOP

NEUTRIK

SCMDXTOP Black

Colour: Black



IP65 Sealing Cover for NC3FDX-TOP

NEUTRIK

SCFDXTOP Black

Colour: Black



XLR 3P Chassis male TOP

NEUTRIK

NC3MDXTOP Gold contacts, Black Housing

Pins: 3
Colour: Black
Contact Type: Gold plated



XLR 3P Chassis, female TOP

NEUTRIK

NC3FDXTOP Gold contacts, Black Housing

Pins: 3
Colour: Black
Contact Type: Gold plated



XLR 5P Chassis, male TOP

NEUTRIK

NC5MDXTOP Gold contacts, Black Housing

Pins: 5
Colour: Silver
Contact Type: Gold plated



XLR 5P Chassis, female TOP

NEUTRIK

NC5FDXTOP Gold contacts, Black Housing

Pins: 5
Colour: Black
Contact Type: Gold plated



XLR 5P Receptacle, male

NEUTRIK

NC5MAV Vertical PCB mount

Pins: 5
Colour: Black
Contact Type: Gold plated



XLR Chassis & Connectors

Connectors

XLR 3P 90° Connector, male, Neutrik RX

NEUTRIK

NC3MRX Silver contacts - Nickel Housing

NC3MRXBAG Silver Contacts - Black Metal Housing

Pins: 3
Colour: Silver and black
Bush Col.: Black
Contact Type: Silver plated



XLR 3P 90° Connector, female, Neutrik RX

NEUTRIK

NC3FRX Silver contacts - Nickel Housing

NC3FRXBAG Silver contacts - Black Metal Housing

Pins: 3
Colour: Silver and black
Bush Col.: Black
Contact Type: Silver plated



XLR 3P Connector, male, Nickel housing

DAP

XMK203NB Black endcap

XMK203NU Blue endcap

XMK203NR Red endcap

XMK203NG Green endcap

XMK203NY Yellow endcap



XLR 3P Connector, female, Nickel housing

DAP

XFK203NB Black end cap

XFK203NU Blue end cap

XFK203NR Red end cap

XFK203NG Green end cap

XFK203NY Yellow end cap



XLR 3P Connector, male, black housing

DAP

XMK203BB Black endcap

XMK203BU Blue endcap

XMK203BR Red endcap

XMK203BG Green endcap

XMK203BY Yellow endcap



XLR 3P Connector, female, black housing

DAP

XFK203BB Black end cap

XFK203BU Blue end cap

XFK203BR Red end cap

XFK203BG Green end cap

XFK203BY Yellow end cap



N-CON Mini XLR 4P Plug, male

DAP

XMK204NB Nickel housing

Colour: Silver
Bush Col.: Black
Contact Type: Nickel plated



N-CON Mini XLR 4P Plug, female

DAP

XFK204NB Nickel housing

Colour: Silver
Bush Col.: Black
Contact Type: Nickel plated



XLR 4P Connector, male

NEUTRIK

NC4MX Silver contacts - Black housing

Pins: 4
Colour: Black
Bush Col.: Black
Contact Type: Silver plated



XLR 4P Connector, female

NEUTRIK

NC4FX Silver contacts - Black housing

Pins: 4
Colour: Black
Bush Col.: Black
Contact Type: Silver plated



XLR 5P Connector, male

DAP

XMK105NB Black endcap, Nickel housing

Colour: Silver
Bush Col.: Black
Contact Type: Nickel plated



XLR 5P Connector, female

DAP

XFK105NB Black endcap, Nickel housing

Colour: Silver
Bush Col.: Black
Contact Type: Nickel plated



XLR 5P Connector, male, Neutrik XX NEUTRIK

NC5MXX Silver contacts - Nickel housing
NC5MXXB Silver contacts - Black housing

Colour: Silver and black
 Bush Col.: Black
 Contact Type: Silver plated



XLR 5P Connector, female, Neutrik XX NEUTRIK

NC5FXX Silver contacts - Nickel housing
NC5FXXB Silver contacts - Black housing

Pins: 5
 Colour: Silver and black
 Bush Col.: Black
 Contact Type: Silver plated



XLR 5P Connector, male IP66, Neutrik XX NEUTRIK

NC5MXXHDD Gold contacts, Silver Housing, incl. assembly tool. Min. order 25 pcs

Pins: 5
 Outer Cable Ø: 8 mm
 Colour: Silver
 Bush Col.: Black
 Contact Type: Brass



XLR 5P Connector, female IP65, Neutrik XX HD NEUTRIK

NC5FXXHDD Gold contacts, Silver Housing, incl. assembly tool. Min. order 25 pcs

Pins: 5
 Colour: Silver
 Bush Col.: Black
 Contact Type: Gold plated



XLR 5P Connector, female NEUTRIK

NC5FX Silver contacts, Nickel housing

Pins: 5
 Colour: Silver
 Bush Col.: Black
 Contact Type: Silver plated



XLR 5P Connector, female, Neutrik XX NEUTRIK

NC5FXXBAG Silver contacts, black housing


Pins: 5
 Colour: Black
 Bush Col.: Black
 Contact Type: Silver plated



XLR 5P Connector, male, Neutrik XX NEUTRIK

NC5MXXBAG Silver contacts, black housing


Colour: Black
 Bush Col.: Black
 Contact Type: Silver plated



XLR 3P Chassis, male DAP

XMC103B Black housing
XMC103N Nickel housing


Colour: Black and silver
 Contact Type: Nickel plated



XLR 3P Chassis, female DAP

XFC103B Black housing
XFC103N Nickel housing


Colour: Black and silver
 Contact Type: Nickel plated



XLR 3P Chassis, male NEUTRIK

NC3MDLXBAG Silver contacts - Black metal housing
NC3MDLX Silver contacts - Nickel housing

Pins: 3
 Colour: Black and silver
 Contact Type: Silver plated



XLR Chassis & Connectors

Connectors

XLR 3P Chassis, female

NEUTRIK

NC3FDLXBAG Silver contacts - Black metal housing

NC3FDLX Silver contacts - Nickel housing

Pins: 3
Colour: Black and silver
Contact Type: Silver plated



XLR 5P Chassis, male

NEUTRIK

NC5MDLXBAG Silver contacts - Black metal housing

NC5MDLX Silver contacts - Nickel housing

Pins: 5
Colour: Black and silver
Contact Type: Silver plated



XLR 5P Chassis, female

NEUTRIK

NC5FDLXBAG Silver contacts - Black metal housing

NC5FDLX Silver contacts - Nickel housing

Pins: 5
Colour: Black and silver
Contact Type: Silver plated



XLR 5P Chassis, female

NEUTRIK

NC5FAH Silver contacts - ABS housing - Horizontal PCB mount

NC5FAV Silver contacts - ABS housing - Vertical PCB mount

Pins: 5
Colour: Black
Contact Type: Gold plated



XLR 5P Chassis, male

DAP

XMC105N Nickel housing

Colour: Silver
Contact Type: Nickel plated



XLR 5P Chassis, female

DAP

XFC105N Nickel housing

Colour: Silver
Contact Type: Nickel plated



6.3 mm Jack X-type Mono

DAP

JMX102BB Black housing - black end cap

JMX102NB Nickel housing - black end cap

Pins: 2
Colour: Black and silver
Bush Col.: Black
Contact Type: Nickel plated




6.3 mm Jack X-type Stereo

DAP

JMX103BB Black housing - black end cap

JMX103NB Nickel housing - black end cap

Pins: 3
Colour: Black and silver
Bush Col.: Black
Contact Type: Nickel plated



6.3 mm Right-angle Jack X-type Mono

DAP

JMX202BB Black housing - black end cap

JMX202NB Nickel housing - black end cap

Pins: 2
Colour: Black and silver
Bush Col.: Black
Contact Type: Nickel plated



6.3 mm Right-angle Jack X-type Stereo

DAP

JMX203BB Black housing - black end cap

JMX203NB Nickel housing - black end cap

Pins: 3
Colour: Black and silver
Bush Col.: Black
Contact Type: Nickel plated



6.3 mm Jack Plug Mono Nickel housing

DAP

JMK102NB Black end cap

JMK102NU Blue end cap

JMK102NR Red end cap

JMK102NG Green end cap

JMK102NY Yellow end cap



6.3 mm Jack Plug Mono Black housing

DAP

JMK102BB Black end cap

JMK102BU Blue end cap

JMK102BR Red end cap

JMK102BG Green end cap

JMK102BY Yellow end cap



6.3 mm Jack Plug Stereo Nickel housing

DAP

JMK103NB Black end cap

JMK103NU Blue end cap

JMK103NR Red end cap

JMK103NG Green end cap

JMK103NY Yellow end cap



6.3 mm Jack Plug Stereo Black housing

DAP

JMK103BB Black end cap

JMK103BU Blue end cap

JMK103BR Red end cap

JMK103BG Green end cap



Mini Jack

DAP

JMX303BR Recessed body

Pins: 3
Colour: Black
Bush Col.: Red
Contact Type: Nickel plated



Jack Chassis & Connectors

Connectors

Jack Plug Mono

NEUTRIK

NP2C Nickel housing

Pins: 2
 Colour: Silver
 Bush Col.: Black
 Contact Type: Nickel plated



Jack Plug Stereo

NEUTRIK

NP3C Nickel housing

Pins: 3
 Colour: Silver
 Bush Col.: Black
 Contact Type: Nickel plated



Jack Plug 6.3 mm Mono

NEUTRIK

NP2X Nickel housing

Pins: 2
 Colour: Silver
 Bush Col.: Black
 Contact Type: Nickel plated



Jack Plug 6.3 mm Stereo

NEUTRIK

NP3X Nickel housing

Pins: 3
 Colour: Silver
 Bush Col.: Black
 Contact Type: Nickel plated



Jack Plug 6.3 mm Mono, 90°

NEUTRIK

NP2RX Nickel housing

Pins: 2
 Colour: Silver
 Bush Col.: Black
 Contact Type: Nickel plated



Jack Plug 6.3 mm Stereo, 90°

NEUTRIK

NP3RX Nickel housing

Pins: 3
 Colour: Silver
 Bush Col.: Black
 Contact Type: Nickel plated



Jack Plug with Spring Mono

DAP

JMK202N Nickel housing

Pins: 2
 Colour: Silver
 Contact Type: Nickel plated



Jack Plug with Spring Stereo

DAP

JMK203N Nickel housing

Pins: 3
 Colour: Silver
 Contact Type: Nickel plated



Jack Plug, Stereo, Locking, female

DAP

JFK102NB Black endcap, Nickel housing

Pins: 3
 Colour: Silver
 Bush Col.: Black
 Contact Type: Brass



Jack Chassis, Locking, female

DAP

JFC102N Nickel housing

Pins: 3
 Colour: Silver
 Contact Type: Brass



speakON 2P Plug, male NEUTRIK

NL2FX Grey/Blue housing


Pins: 2
Colour: Grey
Bush Col.: Blue
Contact Type: Brass



Speaker 4P Connector, male DAP

SMK204BU Black/Blue housing


Pins: 4
Colour: Black
Bush Col.: Blue
Contact Type: Brass



Speaker 4P Connector, female DAP

SFK204BU Black/Blue housing

Pins: 4
Colour: Black
Bush Col.: Blue
Contact Type: Brass



speakON 4P Connector SPX, male NEUTRIK

NL4FX Black/Blue housing

Pins: 4
Colour: Black
Bush Col.: Black
Contact Type: Brass



speakON 4P Connector SPX 90°, male NEUTRIK

NL4FRX Black/Blue housing

Pins: 4
Colour: Black
Bush Col.: Black
Contact Type: Brass



speakON 4P, female NEUTRIK

NLT4FX Silver/Blue housing


Pins: 4
Colour: Silver
Contact Type: Brass



speakON 8P Plug, female NEUTRIK

NL8FC Black/Blue housing


Pins: 8
Colour: Black
Bush Col.: Blue
Contact Type: Brass



Pomona Plug DAP

PMK102B Black
PMK102R Red

Pins: 2
Colour: Black and red
Contact Type: Nickel plated



speakON 4P Chassis, female NEUTRIK

NL4MP Black housing

Pins: 4
Colour: Black
Contact Type: Bronze



Speaker 4P Chassis, female DAP

SFC204B Black housing

Pins: 4
Colour: Black
Contact Type: Brass



speakON 8P Chassis, male NEUTRIK

NL8MPR Nickel housing

Pins: 8
Colour: Silver
Contact Type: Bronze



speakON 8P Chassis PCB mount, male NEUTRIK

NL8MDV Nickel housing

Pins: 8
Colour: Silver
Contact Type: Bronze



RCA Chassis & Connectors

Connectors

RCA Connector, male, black Housing

DAP

- RMK102B** Black endcap
- RMK102U** Blue endcap
- RMK102R** Red endcap
- RMK102G** Green endcap
- RMK102Y** Yellow endcap



RCA Male to RCA Female 90° adapter

DAP

- FLA16** Red
- FLA16B** Black



HDMI Feedthrough Adapter D-size

NEUTRIK

- NAHDMIW** Nickel housing
- NAHMIWB** Black housing

Colour: Silver and black
 Contact Type: Gold plated
 Data Conn. In: HDMI
 Data Conn. Out: HDMI



BNC Plug - 75 Ohm

DAP

- BMK101** for 6 mm cable

Colour: Black
 Contact Type: Gold plated



USB D-size

NEUTRIK

- NAUSBW** Nickel housing
- NAUSBWB** Black housing

Colour: Silver and black
 Data Conn. In: USB
 Data Conn. Out: USB



etherCON D-size PCB mount

NEUTRIK

- NE8FAH** Feedthrough receptacle in D-sized flange with the secure latching system. Plastic

Colour: Black
 Contact Type: Gold plated
 Data Conn. In: etherCON / RJ45



etherCON D-size

NEUTRIK

- NE8FDP** Nickel housing

Colour: Silver
 Contact Type: Gold plated
 Data Conn. In: etherCON / RJ45
 Data Conn. Out: RJ45



Ethernet RJ45 D-size Chassis

DAP

- RFC01** Feedthrough receptacle in D-sized metal flange with the secure latching system. Nickel. CAT5E

Colour: Silver
 Data Conn. In: etherCON / RJ45
 Data Conn. Out: RJ45



etherCON D-size

NEUTRIK

- NE8FDPB** Black housing

Colour: Black
 Contact Type: Gold plated
 Data Conn. In: etherCON / RJ45
 Data Conn. Out: RJ45



etherCON CAT-6 D-size NEUTRIK

NE8FDYC6B D-shape CAT6 panel connector with black Chrome housing

Colour: Black
Contact Type: Gold plated
Data Conn. In: RJ45



etherCON RJ45 Carrier NEUTRIK

NE8MXB Black housing

Colour: Black
Data Conn. In: RJ45



etherCON RJ45 Carrier NEUTRIK

NE8MX Nickel Housing

Colour: Silver
Data Conn. In: RJ45



etherCON CAT6A Cable connector NEUTRIK

NE8MX6 Nickel housing

Colour: Silver



opticalCON DUO Chassis NEUTRIK

N024FDWA

Fibre Conn. 1: LC
Fibre Conn. 2: opticalCON DUO
Colour: Black



Multicore Assembly Connectors

Trumpet Screw PG13.5 ILME

90706P For housing with 6 pins



Cablehood Side Entry PG13.5 ILME

90701 Grey



6P Cablehood Top Entry PG13.5 ILME

90727 Grey



6P Cablehood Top Entry PG16 ILME

90732 Grey with Lockers



6P Insert male ILME

90705



6P Insert female ILME

90704



6P Squich Insert male ILME

90705SQ



6P Squich Insert female ILME

90704SQ



6P Chassis Open Bottom ILME

90703 Grey with Clips



6P Chassis Closed Bottom ILME

90702 Grey with Clips



Trumpet Screw PG16 ILME

90712P For housing with 10 pins



10-pin Cablehood Side Entry PG16 ILME

90707 Grey



10-pin Cablehood Side Entry PG16 ILME

90707B Black



10P Cablehood Top Entry PG16 ILME

90728 Grey



10P Cablehood Top Entry PG16 ILME

90729 Grey with Clips



10P Insert male ILME

90711



10P Insert female ILME

90710



10P Chassis Open Bottom ILME

90709 Grey with Clips



10P Chassis Closed Bottom ILME

90708 Grey with Clips



Protection Cap ILME

90749 for 10 pole Cablehood



16/72-pin Cablehood Side Entry PG21

90713 Grey



ILME

16/72-pin Cablehood Side Entry PG21

90713B Black



ILME

16/72-pin Cablehood Top Entry PG21

90725 Grey



ILME

16/72-pin Cablehood Top Entry PG21

90725B Black



ILME

16/72P Cablehood Side Entry PG29 ILME

90744 Grey



16/72P Cablehood Top Entry PG29 ILME

90742 Grey



16P Cablehood Top Entry PG29 ILME

90726 Grey with Clips



16/72P Cablehood Top Entry PG29 ILME

90748 Grey, High model with clips



16P Insert male ILME

90717



16P Insert female ILME

90716



16P Squich Insert male ILME

90717SQ



16P Squich Insert female ILME

90716SQ



16/72P Chassis Closed Bottom/Clips PG29

90746 Grey with Clips



ILME

16/72-pin Chassis Open Bottom/Clips

90715 Grey with Clips



ILME

16/72-pin Chassis Open Bottom/Clips

90715B Black with Clips



ILME

16/72-pin Chassis Closed Bottom PG21

90714 Grey with Clips



ILME























16/72-pin Chassis Closed Bottom PG21

90714B Black with Clips



ILME

Multicore Assembly Connectors

<p>Protection Cap ILME</p> <p>90740 for 16-72 pole Cablehood</p> 	<p>Trumpet Screw PG21 ILME</p> <p>90718P For housing with 16-24 pole</p> 	<p>24P Cablehood Side Entry PG21 ILME</p> <p>90719 Grey</p> 	<p>24P Cablehood Top Entry PG21 ILME</p> <p>90730 Grey</p> 
<p>24/108P Cablehood Side Entry PG29</p> <p>90745 Grey, 24/108 Pole</p>  <p>ILME</p>	<p>24/108P Cablehood Top Entry PG29</p> <p>90743 Grey, 24/108 Pole</p>  <p>ILME</p>	<p>24P Cablehood Top Entry PG21 ILME</p> <p>90731 Grey with Lockers</p> 	<p>24P Insert male ILME</p> <p>90723</p> 
<p>24P Insert female ILME</p> <p>90722</p> 	<p>24P Chassis Open Bottom</p> <p>90721 Grey with Clips</p>  <p>ILME</p>	<p>24/108P Chassis Closed Bottom PG29</p> <p>90747 Grey with Clips</p>  <p>ILME</p>	
<p>Protection Cap ILME</p> <p>90741 for 24-108 pole Cablehood</p> 	<p>72P Audio Insert male ILME</p> <p>90752 Without Contactpins</p> 	<p>72P Audio Insert female ILME</p> <p>90751 Without Contactpins</p> 	<p>108P Audio Pole Insert male ILME</p> <p>90754 Without Contactpins</p> 
<p>108P Audio Insert female ILME</p> <p>90753 Without Contactpins</p> 	<p>Audio Contactpin Silverplated ILME</p> <p>90756 Male</p> 	<p>Audio Contactpin Silverplated ILME</p> <p>90755 Female</p> 	<p>Guide Pin ILME</p> <p>90757M Male</p> 
<p>Guide Pin ILME</p> <p>90757F Female</p> 	<p>Insertion Tool ILME</p> <p>90763 For insertion of the pin-contacts into the inserts.</p> 	<p>Removal Tool Budget Version ILME</p> <p>90764B To remove the pin-contacts from the inserts.</p> 	

Empty Stage Box DAP

FSB12E	12 holes
FSB16E	16 holes
FSB20E	20 holes
FSB28E	28 holes




Empty Stage Box DAP

FSB8E	8 holes
--------------	---------



Strain Relief DAP

D9551	8 to 20 pair
D9552	20 to 36 pair



Suspension Loop DAP

D9556	8 to 20 pair
D9557	20 to 36 pair




Connector Accessories

Connectors

Dummy plate to cover D-shape cut outs

DBABL



NEUTRIK

Ring for X-type XLR Connector

DAP

- XXRE** Red
- XXGR** Green
- XXYE** Yellow
- XXBL** Blue
- XXOR** Orange



XX-Series coloured Ring

NEUTRIK

- XXCR** Transparant
- XXR1** Brown
- XXR2** Red
- XXR3** Orange
- XXR4** Yellow
- XXR5** Green
- XXR6** Blue
- XXR7** Violet
- XXR8** Grey
- XXR9** White



Ring for X-type Jack Connector

DAP

- JMXRE** Red
- JMXGR** Green
- JMXYE** Yellow
- JMXBL** Blue
- JMXOR** Orange



Coloured Boots for NP-X Jack

NEUTRIK

- BPX1** Brown
- BPX2** Red
- BPX3** Orange
- BPX4** Yellow
- BPX5** Green
- BPX6** Blue
- BPX7** Violet
- BPX8** Grey
- BPX9** White



XX-Series coloured Bushing

NEUTRIK

- BXX1** Brown
- BXX2** Red
- BXX3** Orange
- BXX4** Yellow
- BXX5** Green
- BXX6** Blue
- BXX7** Violet
- BXX8** Grey
- BXX9** White



FLA21 - XLR 3P female to XLR 3P female

DAP

FLA21

Conn. 1: XLR 3P
Conn. 2: XLR 3P



FLA25 - XLR 3P male to XLR 3P male

DAP

FLA25

Conn. 1: XLR 3P
Conn. 2: XLR 3P



FLA22 - XLR 3P female to Jack stereo female

DAP

FLA22

Conn. 1: XLR 3P
Conn. 2: TRS 6.3 mm bal.



FLA24 - XLR 3P female to Jack stereo male

DAP

FLA24

Conn. 1: XLR 3P
Conn. 2: TRS 6.3 mm bal.



FLA26 - XLR 3P male to Jack stereo female

DAP

FLA26

Conn. 1: XLR 3P
Conn. 2: TRS 6.3 mm bal.



FLA28 - XLR 3P male to Jack stereo male

DAP

FLA28

Conn. 1: XLR 3P
Conn. 2: TRS 6.3 mm bal.



FLA35 - Jack stereo female to Jack stereo female

DAP

FLA35

Conn. 1: TRS 6.3 mm bal.
Conn. 2: TRS 6.3 mm bal.



FLA50 - XLR 3P female to XLR 3P male chassis

DAP

FLA50

Conn. 1: XLR 3P
Conn. 2: XLR 3P



FLA51 - XLR 3P male to XLR 3P female chassis

DAP

FLA51

Conn. 1: XLR 3P
Conn. 2: XLR 3P



Balanced Adapters

Adapters

XGA21 - XLR/F 3P to XLR/F 3P

DAP

XGA21

Conn. 1: XLR 3P
Conn. 2: XLR 3P



XGA25 - XLR/M 3P to XLR/M 3P

DAP

XGA25

Conn. 1: XLR 3P
Conn. 2: XLR 3P



XGA29 - XLR/M 5P to XLR/F 3P

DAP

XGA29

Conn. 1: XLR 5P
Conn. 2: XLR 5P



XGA30 - XLR/F 5P to XLR/M 3P

DAP

XGA30

Conn. 1: XLR 5P
Conn. 2: XLR 5P



XGA36 - XLR/M 3P to XLR/F 3P Phase Reverse

DAP

XGA36

Conn. 1: XLR 3P
Conn. 2: XLR 3P



XGA37 - XLR/M 3P to XLR/F 3P Phase Reverse Switch

DAP

XGA37

Conn. 1: XLR 3P
Conn. 2: XLR 3P



XGA22 - XLR/F 3P to Jack/F Balanced

DAP

XGA22

Conn. 1: XLR 3P
Conn. 2: TRS 6.3 mm bal.



XGA24 - XLR/F 3P to Jack/M stereo

DAP

XGA24

Conn. 1: XLR 3P
Conn. 2: TRS 6.3 mm bal.



XGA28 - XLR/M 3P to Jack/M stereo

DAP

XGA28

Conn. 1: XLR 3P
Conn. 2: XLR 3P



XGA35 - XLR/M 3P to Jack/F Balanced

DAP

XGA35

Conn. 1: XLR 3P
Conn. 2: TRS 6.3 mm bal.



XGA02 - mini-jack/F to mini-jack/F

DAP

XGA02

Conn. 1: TRS 3.5 mm bal.
Conn. 2: TRS 3.5 mm bal.



XGA03 - Jack/F to Jack/F

DAP

XGA03

Conn. 1: TRS 3.5 mm bal.
Conn. 2: TRS 3.5 mm bal.



XGA08 - mini-jack/M stereo to mini-jack/F, 90°

DAP

XGA08

Conn. 1: TRS 3.5 mm bal.
Conn. 2: TRS 3.5 mm bal.



XGA12 - Jack/M stereo to mini-jack/F, incl. 2 x 10 kilo-Ohm resistors

DAP

XGA12

Conn. 1: TRS 6.3 mm bal.
Conn. 2: TRS 3.5 mm bal.



XGA13 - Jack/M stereo to mini-jack/F

DAP

XGA13

Conn. 1: TRS 6.3 mm bal.
Conn. 2: TRS 3.5 mm bal.



XGA15 - mini-jack/M stereo to 2 x mini-jack/F

DAP

XGA15

Conn. 1: TRS 3.5 mm bal.
Conn. 2: TRS 3.5 mm bal.



XGA20 - Jack/M stereo to 2 x Jack/F

DAP

XGA20

Conn. 1: TRS 6.3 mm bal.
Conn. 2: TRS 6.3 mm bal.



Unbalanced Adapters

Adapters

FLA23 - XLR 3P female to Jack mono male

DAP

FLA23

Conn. 1: TRS 6.3 mm unbal.
Conn. 2: XLR 3P



FLA27 - XLR 3P male to Jack mono male

DAP

FLA27

Conn. 1: TRS 6.3 mm unbal.
Conn. 2: XLR 3P



FLA31 - XLR 3P female to RCA male

DAP

FLA31

Conn. 1: RCA
Conn. 2: XLR 3P



FLA32 - XLR 3P male to RCA male

DAP

FLA32

Conn. 1: RCA
Conn. 2: XLR 3P



FLA33 - XLR 3P female to RCA female

DAP

FLA33

Conn. 1: RCA
Conn. 2: XLR 3P




XGA39 - mini-jack/F to Jack/M stereo

DAP

XGA39

Conn. 1: TRS 6.3 mm bal.
Conn. 2: TRS 3.5 mm bal.



XGA44 - mini-jack/M stereo to 2 x mini-jack/F, incl. 4 x 10 kOhm resistors

DAP

XGA44

Conn. 1: TRS 3.5 mm bal.
Conn. 2: TRS 3.5 mm bal.



FLA10 - Mini XLR 4P adapter

DAP

FLA10

Conn. 1: XLR 4P mini
Conn. 2: XLR 3P



FLA34 - XLR 3P male 3P to RCA female

DAP

FLA34

Conn. 1: RCA
Conn. 2: XLR 3P



FLA13 - Jack mono male to RCA female

DAP

FLA13

Conn. 1: TRS 6.3 mm unbal.
Conn. 2: RCA



FLA15 - RCA female to RCA female

DAP

FLA15

Conn. 1: RCA
Conn. 2: RCA



XGA23 - XLR/F 3P to Jack/M mono

DAP

XGA23

Conn. 1: TRS 6.3 mm unbal.
Conn. 2: XLR 3P



XGA27 - XLR/M 3P to Jack/M mono

DAP

XGA27

Conn. 1: TRS 6.3 mm unbal.
Conn. 2: XLR 3P



XGA31 - XLR/F 3P to RCA/M

DAP

XGA31

Conn. 1: RCA
Conn. 2: XLR 3P



XGA33 - XLR/F 3P to RCA/F

DAP

XGA33

Conn. 1: RCA
Conn. 2: XLR 3P



XGA32 - XLR/M 3P to RCA/M

DAP

XGA32

Conn. 1: RCA
Conn. 2: XLR 3P



XGA34 - XLR/M 3P to RCA/F

DAP

XGA34

Conn. 1: RCA
Conn. 2: XLR 3P



XGA01 - RCA/F to RCA/F

DAP

XGA01

Conn. 1: RCA
Conn. 2: RCA



XGA04 - RCA/M to mini-jack/F

DAP

XGA04

Conn. 1: RCA
Conn. 2: TRS 3.5 mm unbal.



XGA05 - RCA/M to Jack/F

DAP

XGA05

Conn. 1: RCA
Conn. 2: TRS 6.3 mm unbal.



XGA06 - RCA/F to Jack/M mono

DAP

XGA06

Conn. 1: TRS 6.3 mm unbal.
Conn. 2: RCA



XGA07 - mini-jack/M mono to mini-jack/F

DAP

XGA07

Conn. 1: TRS 3.5 mm unbal.
Conn. 2: TRS 3.5 mm unbal.



XGA09 - Jack/M mono to Jack/F

DAP

XGA09

Conn. 1: TRS 6.3 mm unbal.
Conn. 2: TRS 6.3 mm unbal.



Unbalanced Adapters

Adapters

XGA10 - Jack/M mono to mini-jack/F, 90°, incl. 2 x 10 kilo-Ohm resistors DAP

XGA10

Conn. 1: TRS 6.3 mm unbal.
Conn. 2: TRS 3.5 mm unbal.



XGA11 - Jack/M mono to mini-jack/F, incl. 2 x 10 kilo-Ohm resistors DAP

XGA11

Conn. 1: TRS 6.3 mm unbal.
Conn. 2: TRS 3.5 mm unbal.



XGA14 - mini-jack/M mono to 2 x mini-jack/F DAP

XGA14

Conn. 1: TRS 3.5 mm unbal.
Conn. 2: TRS 3.5 mm unbal.



XGA16 - mini-jack/M stereo to 2 x mini-jack/F DAP

XGA16

Conn. 1: TRS 3.5 mm unbal.
Conn. 2: TRS 3.5 mm unbal.



XGA17 - mini-jack/M stereo to 2 x RCA/F DAP

XGA17

Conn. 1: TRS 3.5 mm bal.
Conn. 2: RCA



XGA18 - Jack/M stereo to 2 x RCA/F DAP

XGA18

Conn. 1: TRS 6.3 mm bal.
Conn. 2: RCA



XGA19 - Jack/M mono to 2 x RCA/F

DAP

XGA19

Conn. 1: TRS 6.3 mm unbal.
Conn. 2: RCA



XGA38 - 2 x RCA/F to RCA/M, incl. 2 x 10 kilo-Ohm resistors

DAP

XGA38

Conn. 1: RCA
Conn. 2: RCA



XGA40 - mini-jack/M to 2 x mini-jack/F, incl. 2 x 10 kilo-Ohm resistors

DAP

XGA40

Conn. 1: TRS 3.5 mm unbal.
Conn. 2: TRS 3.5 mm unbal.



XGA41 - Jack/M mono to 2 x RCA/F, incl. 2 x 10 kilo-Ohm resistors

DAP

XGA41

Conn. 1: RCA
Conn. 2: TRS 6.3 mm unbal.



XGA42 - 2 x RCA/F to RCA/M

DAP

XGA42

Conn. 1: RCA
Conn. 2: RCA



XGA43 - mini-jack/M mono to mini-jack/F, incl. 2 x 10 kOhm resistors

DAP

XGA43

Conn. 1: TRS 3.5 mm unbal.
Conn. 2: TRS 3.5 mm unbal.



FLA52 - Jack chassis female to Jack female

DAP

FLA52

Conn. 1: TRS 6.3 mm unbal.
Conn. 2: TRS 6.3 mm unbal.



FLA17 - RCA male to 6.3 mm Jack female

DAP

FLA17

Conn. 1: RCA
Conn. 2: TRS 6.3 mm unbal.



Speaker Adapters

Adapters

FSA03 - Jack female locking to Speaker 2P male

DAP

FSA03

Conn. 1: NL2
Conn. 2: XLR 3P
Pins: 7



FSA04 - Jack female locking to Speaker 2P female

DAP

FSA04

Conn. 1: NL2
Conn. 2: XLR 3P
Pins: 7



FSA06 - XLR 3P male to Speaker 2P female

DAP

FSA06

Conn. 1: NL2
Conn. 2: XLR 3P
Pins: 2



FSA05 - XLR 3P female to Speaker 2P female

DAP

FSA05

Conn. 1: NL2
Conn. 2: XLR 3P
Pins: 2



FSA01 - Speaker 2P female to Speaker 2P female

DAP

FSA01

Conn. 1: NL2
Conn. 2: NL2
Pins: 2



FSA02 - Speaker 4P female to Speaker 4P female

DAP

FSA02

Conn. 1: NL4
Conn. 2: NL4
Pins: 4



FSA11 - Speaker 4P female to Speaker 4P female

DAP

FSA11

Conn. 1: NL4
Conn. 2: NL4
Pins: 4



Lockable Coupler for NL2/4, Neutrik

NEUTRIK

NL4MMX 4P

Conn. 1: speakON NL4
Conn. 2: speakON NL4
Pins: 4



Lockable Coupler for NL8, Neutrik

NEUTRIK

NL8MM

Conn. 1: speakON NL8
Conn. 2: speakON NL8
Pins: 8



speakON male to 6.3 mm Jack 2P, Neutrik

NEUTRIK

NA4LJX

Conn. 1: speakON NL4
Conn. 2: TRS 6.3 mm unbal.
Pins: 2



FLA29 - XLR 5P male to XLR 3P female adapter

DAP

FLA29

DMX Conn. in: XLR 5P
DMX Conn. out: XLR 3P



FLA30 - XLR 5P female to XLR 3P male adapter

DAP

FLA30

DMX Conn. in: XLR 3P
DMX Conn. out: XLR 5P



FLA42 - DMX Terminator 3-pin XLR Male

DAP

FLA42

DMX Conn. in: XLR 3P



FLA43 - DMX Terminator 5-pin XLR Male

DAP

FLA43

DMX Conn. in: XLR 5P



FLA38 - XLR 3P male to RJ45 female

DAP

FLA38

DMX Conn. in: XLR 3P
Data Conn. Out: RJ45



FLA39 - XLR 3P female to RJ45 female

DAP

FLA39

DMX Conn. out: XLR 3P
Data Conn. In: RJ45



FLA40 - XLR 5P male to RJ45 female

DAP

FLA40

DMX Conn. in: XLR 5P
Data Conn. Out: RJ45



FLA41 - XLR 5P female to RJ45 female

DAP

FLA41

DMX Conn. out: XLR 5P
Data Conn. In: RJ45



3-pin male to 5-pin female DMX adapter, Neutrik XX

DAP

FLA44

DMX Conn. in: XLR 3P
DMX Conn. out: XLR 5P



3-pin female to 5-pin male DMX adapter, Neutrik XX

DAP

FLA45

DMX Conn. in: XLR 5P
DMX Conn. out: XLR 3P



Network Adapters

Adapters

CS-4M/3 - 4-channel DMX Shuttle - 3 Pole XLR Male

SHOWGEAR

96000

DMX Conn. in: XLR 3P
Data Conn. Out: ProCat



CS-4F/3 - 4-channel DMX Shuttle - 3 Pole XLR Female

SHOWGEAR

96001

DMX Conn. out: XLR 3P
Data Conn. In: RJ45



CS-4M/5 - 4-channel DMX Shuttle - 5 Pole XLR Male

SHOWGEAR

96010

DMX Conn. in: XLR 5P
Data Conn. Out: RJ45



CS-4F/5 - 4-channel DMX Shuttle - 5 Pole XLR Female

SHOWGEAR

96011

DMX Conn. out: XLR 5P
Data Conn. In: RJ45



FLA60 - CAT5 Ethernet Adapter

DAP

FLA60

Data Conn. In: RJ45
Data Conn. Out: RJ45



FLA62 - RJ45 CAT5 Adapter

DAP

FLA62

Data Conn. In: RJ45
Data Conn. Out: RJ45



DS-24M/3 - DMX Racksplit - 3 Pole XLR Female

SHOWGEAR

96020

DMX Conn. out: XLR 3P
Data Conn. In: RJ45




DS-24F/3 - DMX Racksplit - 3 Pole XLR Male

SHOWTEC

96021

DMX Conn. in: XLR 3P
Data Conn. Out: RJ45




DS-24M/5 - DMX Racksplit - 5 Pole XLR Female

SHOWGEAR

96030

DMX Conn. out: XLR 5P
Data Conn. In: RJ45



DS-24F/5 - DMX Racksplit - 5 Pole XLR Male

SHOWGEAR

96031

DMX Conn. in: XLR 5P
Data Conn. Out: RJ45



RJ45 to ProCAT adaptor

SHOWGEAR

FLA63

Data Conn. In: RJ45
Data Conn. Out: ProCat



etherCON Extender

NEUTRIK

NE8FF

Data Conn. In: etherCON
Data Conn. Out: etherCON



FVA14 HDMI Adapter 1080P / 4K, female - female DAP

FVA14

Conn. 1: HDMI
Conn. 2: HDMI



FVA10 - VGA female to DVI male DAP

FVA10

Conn. 1: VGA
Conn. 2: DVI



FVA12 - DVI male to HDMI female DAP

FVA12

Conn. 1: HDMI
Conn. 2: DVI



FVA11 - DVI female to HDMI male DAP

FVA11

Conn. 1: DVI
Conn. 2: HDMI



FVA13 - VGA female to VGA female DAP

FVA13

Conn. 1: VGA
Conn. 2: VGA



FVA04 - BNC female to BNC female 75 Ohm DAP

FVA04

Conn. 1: BNC
Conn. 2: BNC



BNC Connector, male NEUTRIK

NBNC758TU11

Conn. 1: BNC



HD BNC Cable Connector, male NEUTRIK

NBNC75BZV14

Conn. 1: BNC



BNC Connector, male NEUTRIK

NBNC75BZV14X

Conn. 1: BNC



110V Connectors

Power Distribution

CEE 16 A/110 V 4P Plug - male, yellow

PCE

91311

Rated Curr. (A): 16 A
Pins: 4
Min. Wire Size: 1 mm²
Max. Wire Size: 2.5 mm²
Cable Entry: 6-15 mm
IP Rate: IP44
Housing: Plastic



CEE 16 A/110 V 4P Plug - female, yellow

PCE

91312

Rated Curr. (A): 16 A
Pins: 4
Min. Wire Size: 1 mm²
Max. Wire Size: 2.5 mm²
Cable Entry: 6-15 mm
IP Rate: IP44
Housing: Plastic



CEE 16 A/110 V 4P Socket - male, yellow

PCE

91313

Rated Curr. (A): 16 A
Pins: 4
Min. Wire Size: 1 mm²
Max. Wire Size: 2.5 mm²
IP Rate: IP44
Housing: Plastic



CEE 16 A/110 V 4P Socket - female, yellow

PCE

91314

Rated Curr. (A): 16 A
Pins: 4
Min. Wire Size: 1 mm²
Max. Wire Size: 2.5 mm²
IP Rate: IP44
Housing: Plastic



PVC Schuko Connector Female

ABL

90392 240 V, CEE7/VII

Rated Curr. (A): 16 A
IP Rate: IP20(indoor use only)
Housing: Polyamide



PVC Schuko Connector Male

ABL

90405 240 V

Rated Curr. (A): 16 A
Min. Wire Size: 0.75 mm²
Max. Wire Size: 1.5 mm²
IP Rate: IP20(indoor use only)
Housing: PVC



PVC Schuko Connector Female

ABL

90406 240 V

Rated Curr. (A): 16 A
Min. Wire Size: 0.75 mm²
Max. Wire Size: 1.5 mm²
IP Rate: IP20(indoor use only)
Housing: PVC



Rubber Schuko Connector Male

ABL

90401 240 V, CEE7/VII

Rated Curr. (A): 16 A
Min. Wire Size: 0.75 mm²
Max. Wire Size: 1.5 mm²
IP Rate: IP44
Housing: Rubber



Rubber Schuko Connector Female

ABL

90402 240 V

Rated Curr. (A): 16 A
Min. Wire Size: 0.75 mm²
Max. Wire Size: 1.5 mm²
IP Rate: IP20(indoor use only)
Housing: Rubber



Rubber Schuko Connector Male

ABL

90397 240 V, CEE 7/VII

Rated Curr. (A): 16 A
Min. Wire Size: 0.75 mm²
Max. Wire Size: 2.5 mm²
IP Rate: IP44
Housing: Rubber



Rubber Schuko Connector Female

ABL

90396 240 V, CEE 7/VII

Rated Curr. (A): 16 A
Min. Wire Size: 0.75 mm²
Max. Wire Size: 2.5 mm²
IP Rate: IP20(indoor use only)
Housing: Rubber



Rubber Schuko Connector Male

SHOWGEAR

90390 240 V

Rated Curr. (A): 16 A
Min. Wire Size: 0.75 mm²
Max. Wire Size: 2.5 mm²
IP Rate: IP44
Housing: Plastic / Rubber



Rubber Schuko Connector Female

SHOWGEAR

90391 240 V

Rated Curr. (A): 16 A
Min. Wire Size: 0.75 mm²
Max. Wire Size: 2.5 mm²
IP Rate: IP44
Housing: Plastic / Rubber



Rubber Schuko Connector Male

PCE

91300 240 V, PCE

Rated Curr. (A): 16 A
Min. Wire Size: 0.75 mm²
Max. Wire Size: 2.5 mm²
IP Rate: IP44
Housing: Rubber



Rubber Schuko Connector Female

PCE

91303 240 V, PCE

Rated Curr. (A): 16 A
Min. Wire Size: 0.75 mm²
Max. Wire Size: 2.5 mm²
IP Rate: IP20(indoor use only)
Housing: Rubber



Rubber Schuko Connector Female

PCE

91304 240 V, PCE

Rated Curr. (A): 16 A
Min. Wire Size: 0.75 mm²
Max. Wire Size: 2.5 mm²
IP Rate: IP44
Housing: Rubber



240V Connectors

Power Distribution

Rubber Schuko Connector Male

PCE

91301 Red, 240 V, PCE, CEE 7/VII

Rated Curr. (A): 16 A
 Min. Wire Size: 0.75 mm²
 Max. Wire Size: 2.5 mm²
 IP Rate: IP44
 Housing: Rubber



Rubber Schuko Connector Male

PCE

91302 240 V, PCE, CEE 7/VII

Rated Curr. (A): 16 A
 Min. Wire Size: 0.75 mm²
 Max. Wire Size: 2.5 mm²
 IP Rate: IP44
 Housing: Rubber



Rubber Schuko Connector Female

PCE

91305 Red, 240 V, PCE, CEE 7/VII

Rated Curr. (A): 16 A
 Min. Wire Size: 0.75 mm²
 Max. Wire Size: 2.5 mm²
 IP Rate: IP44
 Housing: Rubber



Rubber Schuko Connector Female

PCE

91306 240 V, PCE, CEE 7/VII

Rated Curr. (A): 16 A
 Max. Wire Size: 2.5 mm²
 IP Rate: IP44
 Housing: Rubber



Rubber Schuko Connector Male

PCE

90398 Grey, 240 V, CEE 7/VII

90398G Green, 240 V, CEE 7/VII

90398O Orange, 240 V, CEE 7/VII

90398R Red, 240 V, CEE 7/VII

90398U Blue, 240 V, CEE 7/VII

90398Y Yellow, 240 V, CEE 7/VII



Chassis connector with cover

ABL

90403

Rated Curr. (A): 16 A
 Min. Wire Size: 0.75 mm²
 Max. Wire Size: 2.5 mm²
 IP Rate: IP54
 Housing: Plastic



Chassis Connector without Cover

ABL

90438

Rated Curr. (A): 16 A
 Min. Wire Size: 0.75 mm²
 Max. Wire Size: 2.5 mm²
 IP Rate: IP20(indoor use only)
 Housing: Plastic



Chassis Connector with cover

PCE

91310 PCE

Rated Curr. (A): 16 A
 Min. Wire Size: 0.75 mm²
 Max. Wire Size: 2.5 mm²
 IP Rate: IP54
 Housing: Plastic



Chassis connector with cover VDE

SHOWGEAR

90413U Blue

90413B Black

90413R Red



IEC Euro Male Connector

SHOWGEAR

90434

Rated Curr. (A): 10 A
 Min. Wire Size: 0.75 mm²
 Max. Wire Size: 1.5 mm²
 IP Rate: IP20(indoor use only)
 Housing: Plastic



IEC Euro Female Connector

SHOWGEAR

90435

Rated Curr. (A): 10 A
 Min. Wire Size: 0.75 mm²
 Max. Wire Size: 1.5 mm²
 IP Rate: IP20(indoor use only)
 Housing: Plastic



UK to Schuko Plug adapter

DAP

90450 230 V / 240 V


Rated Curr. (A): 10 A
 IP Rate: IP20(indoor use only)
 Housing: Plastic



Europlug to UK Plug Adapter DAP

90451 230 V / 240 V

Rated Curr. (A): 13 A
IP Rate: IP20(indoor use only)
Housing: Plastic



IEC Euro Male Chassis SHOWGEAR

90436

Rated Curr. (A): 10 A
Min. Wire Size: 0.75 mm²
Max. Wire Size: 1.5 mm²
IP Rate: IP20(indoor use only)
Housing: Plastic



IEC Euro Female Chassis SHOWGEAR

90437

Rated Curr. (A): 10 A
Min. Wire Size: 0.75 mm²
Max. Wire Size: 1.5 mm²
IP Rate: IP20(indoor use only)
Housing: Plastic



powerCON Connector NEUTRIK

NAC3FCA Blue
NAC3FCB Grey

Rated Curr. (A): 20 A
Min. Wire Size: 0.75 mm²
Max. Wire Size: 2.5 mm²
IP Rate: IP20(indoor use only)
Housing: Polyamide



powerCON Connector 32 A NEUTRIK

NAC3FCHC Black


Rated Curr. (A): 32 A
Min. Wire Size: 2.5 mm²
Max. Wire Size: 6 mm²
IP Rate: IP20(indoor use only)
Housing: Polyamide



powerCON NAC3MPA1 in - NAC3MPB1 out NEUTRIK

NAC3MM1 coupler for linking cables.

Rated Curr. (A): 16 A
IP Rate: IP20(indoor use only)
Housing: Steel



powerCON Chassis input NEUTRIK

NAC3MPA1 Blue
NAC3MPB1 Grey



powerCON Chassis output 32 A NEUTRIK

NAC3MPHC Black


Rated Curr. (A): 32 A
Min. Wire Size: 2.5 mm²
Max. Wire Size: 6 mm²
IP Rate: IP20(indoor use only)
Housing: Polyamide



MFD M3 Mounting frame NEUTRIK

905311 for NAC3 mPA & NAC3 mPB

IP Rate: IP20(indoor use only)



powerCON TRUE1 Power Out NEUTRIK

NAC3MXWTOP locking male connector


Rated Curr. (A): 16 A
Min. Wire Size: 1 mm²
Max. Wire Size: 2.5 mm²
IP Rate: IP65
Housing: Polyamide



powerCON TRUE1 power in NEUTRIK

NAC3FXWTOP locking female connector


Rated Curr. (A): 16 A
Min. Wire Size: 1 mm²
Max. Wire Size: 2.5 mm²
IP Rate: IP65
Housing: Polyamide



powerCON TRUE1 outlet connector NEUTRIK

NAC3FPXTOP locking 16 A mains connector

Rated Curr. (A): 16 A
Min. Wire Size: 1 mm²
Max. Wire Size: 2.5 mm²
IP Rate: IP65
Housing: Polyamide



240V Connectors

Power Distribution

powerCON TRUE1 Inlet Connector

NEUTRIK

NAC3MPXTOP locking 16 A mains connector

Rated Curr. (A): 16 A
 Min. Wire Size: 1 mm²
 Max. Wire Size: 2.5 mm²
 IP Rate: IP65
 Housing: Polyamide



powerCON TRUE1 Inlet Connector

NEUTRIK

NAC3PXTOP locking 16 A mains connector

Rated Curr. (A): 16 A
 Min. Wire Size: 1 mm²
 Max. Wire Size: 2.5 mm²
 IP Rate: IP65
 Housing: Polyamide



Sealing Cover

NEUTRIK

SCNAC-FPX for powerCON True1 chassis outlet connector

IP Rate: IP65



Sealing Cover

NEUTRIK

SCNAC-MPX for powerCON True1 chassis inlet connector

IP Rate: IP65



Sealing Cover

NEUTRIK

SCNAC-PX for powerCON True1 chassis in/outlet connector

IP Rate: IP65



D-Size Sealing Cover IP66

NEUTRIK

SCCDW Spring loaded

IP Rate: IP65
 Housing: Plastic
 Colour: Black / Transparent



D-size hinged Cover IP43

NEUTRIK

SCDX Black

IP Rate: IP42
 Material: Plastic
 Colour: Black



Sealing Gasket

NEUTRIK

SCDPO for D-size chassis connectors

IP Rate: IP20(indoor use only)
 Material: Rubber
 Colour: Black



Rubber Sealing Cover

NEUTRIK

SCDF for XLR D-size female

IP Rate: IP20(indoor use only)
 Material: Neoprene
 Colour: Black



Rubber Sealing Cover

NEUTRIK

SCDM for XLR D-size male & NL2 / 4

IP Rate: IP20 Rear
 Material: Neoprene
 Colour: Black



CEE 16 A/240 V - 3P Plug male

PCE

- 91319** Blue
- 91320** Black
- 913201** Black, Turbo Twist

Rated Curr. (A): 16 A
 Min. Wire Size: 1 mm²
 Max. Wire Size: 2.5 mm²
 IP Rate: IP44
 Housing: Plastic



CEE 16 A/240 V - 3P Plug female

PCE

- 91329** Blue
- 91330** Black
- 913301** Black, Turbo Twist

Rated Curr. (A): 16 A
 Min. Wire Size: 1 mm²
 Max. Wire Size: 2.5 mm²
 IP Rate: IP44
 Housing: Plastic



CEE 16 A/240 V - 3-pin Socket male

PCE

- 91339** Blue
- 91340** Black

Rated Curr. (A): 16 A
 Min. Wire Size: 1 mm²
 Max. Wire Size: 2.5 mm²
 IP Rate: IP44
 Housing: Plastic



CEE 16 A/240 V - 3P Socket female

PCE

- 913401** Blue
- 91350** Black

Rated Curr. (A): 16 A
 Min. Wire Size: 1 mm²
 Max. Wire Size: 2.5 mm²
 IP Rate: IP44
 Housing: Plastic



CEE 16 A/240 V 3P Wallmount - male

PCE

- 91360** Blue

Rated Curr. (A): 16 A
 Min. Wire Size: 1 mm²
 Max. Wire Size: 2.5 mm²
 IP Rate: IP44
 Housing: Plastic



CEE 16 A/240 V 3P Wallmount - female

PCE

- 91361** Blue

Rated Curr. (A): 16 A
 Min. Wire Size: 1 mm²
 Max. Wire Size: 2.5 mm²
 IP Rate: IP44
 Housing: Plastic



Europlug to UK Power Supply

DAP

- 90452** 240 V, 3 A, 50HZ

Rated Curr. (A): 2.5 A
 IP Rate: IP20(indoor use only)
 Housing: Plastic



CEE Form 32 A/3-pin Socket female

ABL

- 90327** Blue

Rated Curr. (A): 32 A
 Min. Wire Size: 2.5 mm²
 Max. Wire Size: 6 mm²
 IP Rate: IP44
 Housing: Plastic



400V Connectors

Power Distribution

CEE 16 A/400 V - 4P Plug male

PCE

- 91362** Red
- 91363** Black
- 91364** Black, Turbo Twist

Rated Curr. (A): 16 A
 Pins: 4
 Min. Wire Size: 1 mm²
 Max. Wire Size: 2.5 mm²
 IP Rate: IP44



CEE 16 A/400 V 4-pin Plug female

PCE

- 91365** Red
- 91366** Black
- 91367** Black, Turbo Twist

Rated Curr. (A): 16 A
 Pins: 4
 Min. Wire Size: 1 mm²
 Max. Wire Size: 2.5 mm²
 IP Rate: IP44



CEE 16 A/400 V 4-pin Socket male

PCE

- 91368** Red
- 91369** Black

Rated Curr. (A): 16 A
 Pins: 4
 Min. Wire Size: 1 mm²
 Max. Wire Size: 2.5 mm²
 IP Rate: IP44



CEE 16 A/400 V - 4P Plug female

PCE

- 91370** Red
- 91371** Black

Rated Curr. (A): 16 A
 Pins: 4
 Min. Wire Size: 1 mm²
 Max. Wire Size: 2.5 mm²
 IP Rate: IP44



CEE 16 A/400 V 5-pin Plug male

PCE

- 913211** Red
- 91321** Black
- 913212** Black, Turbo Twist

Rated Curr. (A): 16 A
 Pins: 5
 Min. Wire Size: 1 mm²
 Max. Wire Size: 2.5 mm²
 IP Rate: IP44



CEE 16 A/400 V 5-pin Plug female

PCE

- 913311** Red
- 91331** Black
- 913312** Black, Turbo Twist

Rated Curr. (A): 16 A
 Pins: 5
 Min. Wire Size: 1 mm²
 Max. Wire Size: 2.5 mm²
 IP Rate: IP44



CEE 16 A/400 V 5-pin Socket male

PCE

- 913411** Red
- 91341** Black

Rated Curr. (A): 16 A
 Pins: 5
 Min. Wire Size: 1 mm²
 Max. Wire Size: 2.5 mm²
 IP Rate: IP44



CEE 16 A/400 V 5-pin Socket female

PCE

- 913511** Red
- 91351** Black

Rated Curr. (A): 16 A
 Pins: 5
 Min. Wire Size: 1 mm²
 Max. Wire Size: 2.5 mm²
 IP Rate: IP44



CEE 16 A/400 V 5P Wallmount - male

PCE

- 91380** Red

Rated Curr. (A): 16 A
 Pins: 5
 Min. Wire Size: 1 mm²
 Max. Wire Size: 2.5 mm²
 IP Rate: IP44



CEE 16 A/400 V 5P Wallmount - female

PCE

- 91381** Red

Rated Curr. (A): 16 A
 Pins: 5
 Min. Wire Size: 1 mm²
 Max. Wire Size: 2.5 mm²
 IP Rate: IP44



CEE 32 A/400 V 5-pin Plug male

PCE

- 913221** Red
- 91322** Black
- 913222** Black, Turbo Twist

Rated Curr. (A): 32 A
 Pins: 5
 Min. Wire Size: 2.5 mm²
 Max. Wire Size: 6 mm²
 IP Rate: IP44



CEE 32 A/400 V 5-pin Plug female

PCE

- 913321** Red
- 91332** Black
- 913322** Black, Turbo Twist

Rated Curr. (A): 32 A
 Pins: 5
 Min. Wire Size: 2.5 mm²
 Max. Wire Size: 6 mm²
 IP Rate: IP44



CEE 32 A/400 V 5-pin Socket male

PCE

- 913421** Red
- 91342** Black

Rated Curr. (A): 32 A
Pins: 5
Min. Wire Size: 2.5 mm²
Max. Wire Size: 6 mm²
IP Rate: IP44



CEE 32 A/400 V 5-pin Socket female

PCE

- 913521** Red
- 91352** Black

Rated Curr. (A): 32 A
Pins: 5
Min. Wire Size: 2.5 mm²
Max. Wire Size: 6 mm²
IP Rate: IP44



CEE 32 A/400 V 5P Wallmount - male

PCE

- 91355** Red

Rated Curr. (A): 32 A
Pins: 5
Min. Wire Size: 2.5 mm²
Max. Wire Size: 6 mm²
IP Rate: IP44



CEE 32 A/400 V 5P Wallmount - female

PCE

- 91356** Red

Rated Curr. (A): 32 A
Pins: 5
Min. Wire Size: 2.5 mm²
Max. Wire Size: 6 mm²
IP Rate: IP44



CEE 63 A/400 V 5-pin Plug male

PCE

- 913231** Red, IP44
- 913232** Red, IP67
- 91323** Black, IP67

Rated Curr. (A): 63 A
Pins: 5
Min. Wire Size: 6 mm²
Max. Wire Size: 16 mm²
IP Rate: IP44



CEE 63 A/400 V 5-pin Plug female

PCE

- 913331** Red, IP44
- 913332** Red, IP67
- 91333** Black, IP67

Rated Curr. (A): 63 A
Pins: 5
Min. Wire Size: 6 mm²
Max. Wire Size: 16 mm²
IP Rate: IP44




CEE 63 A/400 V 5-pin Socket male

PCE

- 913333** Red
- 913334** Black

Rated Curr. (A): 63 A
Pins: 5
Min. Wire Size: 6 mm²
Max. Wire Size: 16 mm²
IP Rate: IP67



CEE 63 A/400 V 5-pin Socket female

PCE

- 913531** Red
- 91353** Black

Rated Curr. (A): 63 A
Pins: 5
Min. Wire Size: 6 mm²
Max. Wire Size: 16 mm²
IP Rate: IP67



CEE 63 A/400 V 5P Wallmount - male

PCE

- 913532** Red

Rated Curr. (A): 63 A
Pins: 5
Min. Wire Size: 6 mm²
Max. Wire Size: 16 mm²
IP Rate: IP67



CEE 63 A/400 V 5P Wallmount - female

PCE

- 913533** Red

Rated Curr. (A): 63 A
Pins: 5
Min. Wire Size: 6 mm²
Max. Wire Size: 16 mm²
IP Rate: IP67




CEE 125 A/400 V 5-pin Plug male

PCE

- 913241** Red
- 91324** Black

Rated Curr. (A): 125 A
Pins: 5
Min. Wire Size: 16 mm²
Max. Wire Size: 50 mm²
IP Rate: IP67



CEE 125 A/400 V 5-pin Plug female

PCE

- 913341** Red
- 91334** Black

Rated Curr. (A): 125 A
Pins: 5
Min. Wire Size: 16 mm²
Max. Wire Size: 50 mm²
IP Rate: IP67



400V Connectors

Power Distribution

CEE 125 A/400 V 5-pin Socket male

PCE

913542 Red
913543 Black

Rated Curr. (A): 125 A
Pins: 5
Max. Wire Size: 50 mm²
IP Rate: IP67



CEE 125 A/400 V 5-pin Socket female

PCE

913541 Red
91354 Black

Rated Curr. (A): 125 A
Pins: 5
Min. Wire Size: 16 mm²
Max. Wire Size: 50 mm²
IP Rate: IP67



CEE 125 A/400 V 5P Wallmount - male

PCE

91357 Red

Rated Curr. (A): 125 A
Pins: 5
Min. Wire Size: 16 mm²
Max. Wire Size: 50 mm²
IP Rate: IP67



CEE 125 A/400 V 5P Wallmount - female

PCE

91358 Red

Rated Curr. (A): 125 A
Pins: 5
Min. Wire Size: 16 mm²
Max. Wire Size: 50 mm²
IP Rate: IP67



Schuko-Schuko Extension cable 3 x 1.5 mm²

DAP

- 90560** 5 m
- 90561** 10 m
- 90562** 15 m
- 90563** 20 m



Ext. Cable Schuko/Schuko Titanex with PCE 3 x 1.5 mm²

TITANEX

- 90555** 5 m
- 90556** 10 m
- 90557** 15 m
- 90558** 20 m
- 90559** 25 m



Schuko to Schuko, 10 A/230 V Cable 3 x 2.5 mm²

DAP

- 90570** 5 m
- 90571** 10 m
- 90572** 15 m
- 90573** 20 m



Extension Cable Schuko/Schuko Titanex with PCE 3x 2.5 mm²

DAP

- 90501** 5 m
- 90502** 10
- 905021** 15 m
- 905022** 20 m
- 90503** 25 m



Powercable Power Pro connector to Schuko 3 x 1.5 mm²

DAP

- 90600** 1.5 m
- 90601** 3 m
- 90602** 6 m
- 90603** 10 m
- 90604** 20 m



Powercable Blue/White Power Pro Connector 3 x 1.5 mm²

DAP

- 90810** 0.5 m
- 90811** 0.75 m
- 90812** 1.5 m
- 90813** 3 m
- 90814** 6 m
- 90815** 10 m



Power Cable 1.5 m powerCON/CEE

DAP

- 90584** 1.5 m
- 90585** 3 m
- 90586** 6 m
- 90587** 10 m
- 90588** 25 m



Powercable Neutrik powerCON to Schuko 3x 2.5 mm²

DAP

- 90527** 1.5 m
- 90528** 3 m
- 90529** 6 m
- 90525** 10 m
- 90526** 20 m



Powercable Neutrik powerCON M/F 3x 1.5 mm²

DAP

- 90536** 1.5 m
- 90537** 3 m
- 90546** 6 m
- 90547** 10 m



Neutrik powerCON Input Extensioncable 3 x 1.5 mm²

DAP

- 90538** 3 m
- 90539** 6 m
- 90540** 10 m



240V Extensioncords

Power Distribution

Powercable Power Pro True to Schuko 3 x 1.5 mm²

DAP

- 92000** 1.5 m
- 92001** 3 m
- 92002** 6 m
- 92003** 10 m
- 92004** 15 m



Powercable Neutrik powerCON True1 to Schuko 3 x 1.5 mm²

NEUTRIK

- 90471** 1.5 m
- 90472** 3 m



Powercable Neutrik powerCON TRUE1 male/female 3 x 1.5 mm²

NEUTRIK

- 90475** 0.5 m
- 90476** 1.5 m
- 90477** 3 m
- 90478** 5 m



Powercable True 1/CEE 3-pin 16 A 3 x 2.5 mm²

DAP

- 90575** 3 m, IP44
- 90576** 6 m, IP44
- 90577** 10 m, IP44
- 90578** 25 m, IP44



UK to IEC Cable

ANTARI

- 90447** 2 m
- 90441** 3 m



Schuko Male to IEC C13 3 x 1.5 mm²

DAP

- 92020** 1 m
- 92021** 3 m
- 92022** 5 m
- 92023** 10 m



Schuko to 2 IEC splitter

DAP

- 90442** 3 m



Schuko to 3 IEC Splitter

DAP

- 90443** 3 m



Schuko to IEC Splitter 3-way MKII

DAP

- 90457** 5 meter



Schuko to Neutrik powerCON splitter 3-way

DAP

- 90456** 5 meter



Schuko to powerCON True1 TOP split 3-way

DAP

- 90454** 3 m



Power Cable Schuko to Neutrik powerCON True1 3 x 1.5 mm²

PCE

- 90473** 1.5 m



IEC C13 Female to IEC C14 Male 3 x 1.5 mm²

DAP

- 90468** 0.5 m
- 90469** 0.75 m
- 90465** 1.5 m
- 90446** 3 m
- 90466** 6 m



IEC C13 Female to IEC C14 Male 3 x 1.0 mm²

DAP

- 92030** 1 m
- 92031** 3 m
- 92032** 5 m
- 92033** 10 m



UK BS13 to IEC C13 plug 3 x 1.5 mm²

DAP

- 92040** 1 m
- 92041** 3 m



Australia Plug to IEC C13 3 x 1.5 mm²

DAP

- 92050** 1 m
- 92051** 3 m



240V Extensioncords Power Distribution

Power Pro Input Connector to Schuko 3 x 1.5 mm²

DAP

90519 1.5 m



Power Pro Connector to Schuko 3 x 1.5 mm²

DAP

90520 1.5 m



Power Pro Out to Power Pro True In 3 x 1.5 mm²

DAP

91240 0.25 m



Power Pro In to Power Pro True Out 3 x 1.5 mm²

DAP

91241 0.25 m



Power Splitter - Power Pro True1 In - Power Pro Out

DAP

91242

Rated Curr. (A): 16 A
Wire Conn.: 1.5 mm²



Power Splitter - Power Pro True1 Out - Power Pro In

DAP

91243

Rated Curr. (A): 16 A
Wire Conn.: 1.5 mm²
IP Rate: IP44



powerCON Out to powerCON TRUE1 Female Adapter 3 x 1.5 mm²

DAP

90564 0.25 m



powerCON In to powerCON TRUE1 Male Adapter 3 x 1.5 mm²

DAP

90565 0.25 m



powerCON In to powerCON TRUE1 Female Adapter 3 x 1.5 mm²

DAP

90566 0.25 m



powerCON Out to powerCON TRUE1 Male Adapter 3 x 1.5 mm²

DAP

90567 0.25 m



Motor cable CEE 4P 16 A Red

DAP

70300 20 m



Motor cable CEE 4P 16 A Yellow

LODESTAR

70299 20 m



Extension Cable, 3 x 16 A/380 V 5 x 2.5 mm²

- 90510** 5 m
- 90511** 10 m
- 90512** 25 m
- 90513** 50 m



Extension Cable, 3 x 32 A/380 V 5 x 4 mm²

- 90521** 10 m
- 90522** 25 m
- 90523** 50 m



Extension Cable, 32 A/380 V, 5 x 6 mm²

- 90514** 5 m
- 90515** 10 m
- 90516** 25 m



Extension Cable, 3 x 63 A/380 V 5 x 10 mm²

- 90541** 10 m
- 90542** 25 m



240V Socketboxes Power Distribution

2 + 2-way IP20 Multisocket 3 x 1.5 mm²

90463 1.5 m



DAP

3-way Socket 3 x 1.5 mm²

DAP

90462 1.5 m



Multisocket Schuko 4-way 3 x 1.5 mm²

90460 1.5 m



DAP

Multisocket Schuko 5-way 3 x 1.5 mm²

90461 1.5 m



DAP

Powerport 3

SHOWGEAR

50275 Pro Power In, 3x Pro Power Out



Powerport 5

SHOWGEAR

50276 Pro Power In, 5x Pro Power Out



PowerBOX 3 W-DMX

SHOWGEAR

90660 Pro Power In, 2x Pro Power Out



PowerBOX 4

SHOWGEAR

90661 Pro Power In, 2x Pro Power Out



PowerBOX 4

SHOWGEAR

90666 Pro Power TRUE1 In, 2x Pro Power TRUE1 Out



PowerBOX 4PG

SHOWGEAR

90662 Empty



PowerBOX 4C- 3 x 2.5 mm²

SHOWGEAR

90663 1.5 m
90664 3.0 m
90665 6.0 m



T-connect 2 Way 16/3, Plug 16/3

PCE

91220 CEE IP44
91221 CEE IP67



T-connect 2-way 16/3, Cableglend

PCE

91222 CEE IP44
91223 CEE IP67



PowerBOX clamp

SHOWGEAR

90659 set of 2 pcs



BO-6-PW SHOWGEAR
50290 CEE 16A to 6 Schuko's

BO-6-PWC SHOWGEAR
50299 CEE 16 A to 6 x CEE 16 A

BO-6-PG SHOWGEAR
50289 6 Schuko's with cable nut, 16 A max.

BO-6-S1 SHOWGEAR
50287 6 Schuko's and 1 x 16-pin connector

BO-8-S1 SHOWGEAR
50281 8 Schuko's and 1 x 16-pin connector

BO-8-S2 SHOWGEAR
50282 8 Schuko's and 2 x 16-pin connector

Breakout-box SHOWGEAR
70297 16-pin Connector to 4 x CEE 4P 16 A Red

DMX Booster Bar 4 SHOWTEC
50781 4 Channel DMX Booster 3P & 5P XLR

Powersplitters
Power Distribution

19" 1U Socketstrip 7 SHOWGEAR
91233 With breaker

19" 1U Socketstrip 7 SHOWGEAR
91234 With powerCON input

19" 1U Socketstrip SHOWGEAR
91235 6 zones

19" 1U Main Power Strip 8 SHOWGEAR
91230 8 Sockets

19" 1U Main Power Strip 16 SHOWGEAR
91231 Front and Back Control

19" 1U CEE16A To 6 x Sockets SHOWGEAR
91232 3 Phase Splitter

Powersplitters

Power Distribution

Powersplit 1 CEE 16 A SHOWGEAR

91130 5 x Schuko




Powersplit 6 CEE 16 A PCE

91212 3 x Schuko



Powersplit 3 CEE 16 A SHOWGEAR

91132 4 x Schuko, 2 x CEE 16 A 5P



Powersplit 4 CEE 16 A PCE

91210 3 x 3P CEE



Powersplit 5 CEE 16 A PCE

91211 3 x Schuko



MPD-616 Power Splitter CEE 32 A PCE

91200 6x Schuko



MPD-416CEE Power Splitter CEE 32 A

91201 4x Schuko, 1x CEE 16 A 5P



PCE

MPD-832CEE Power Splitter CEE 32 A

91202 8x Schuko, 2x CEE 16 A 5P



PCE

Powersplit 16 CEE 16 A SHOWGEAR

91133 6x Schuko, 1x CEE 16 A 5P



Powersplit 32 CEE 32 A SHOWGEAR

91134 6x Schuko, 1x CEE 16 A 5P



Power Split 16 True CEE 16 A SHOWGEAR

91135 6x Power Pro True1



Power Split 32 True CEE 32 A SHOWGEAR

91136 6x Power Pro True1, 1x CEE 16 A 5P



PS-3202 MKII CEE 32 A SHOWGEAR

50634 6x Schuko, 2x CEE 16A 5P



50634CH (CH VERSION)



PS-32.2 Stromverteiler 3-phasig: 1x32A
Eingang, Ausgänge:
1x32A + 2x16A + 6xCH-Dose Typ 23, mit 32A FI und
3x16A und 2x3x16A Sicherungen



PSA-16A3C

50660 3 x MCB, CEE out

SHOWGEAR

Specifications:

Rated Curr. (A): 16 A
Pwr. Conn. In.: CEE5P 16A
Pwr. Conn. Out.: CEE3P 16A
MCD Rated Curr.: 16 A
MCB Class: Class C
Length (mm): 483 mm

Height (mm): 90 mm
Width (mm): 225 mm
Weight: 7 kg
R.U.: 2 U
IP Rate: IP20(indoor use only)
Housing: Metal

FEATURES:

- Digital voltage & amperage-monitoring per phase.
- 16 A C-type automatic fuses per phase.
- CEE output at Front



PSA-16A3S

50661 3 x MCB, Schuko out

SHOWGEAR


Specifications:

Rated Curr. (A): 16 A
Pwr. Conn. In.: CEE5P 16A
Pwr. Conn. Out.: Schuko Socket
MCD Rated Curr.: 16 A
MCB Class: Class C
Length (mm): 483 mm

Height (mm): 90 mm
Width (mm): 225 mm
Weight: 7 kg
R.U.: 2 U
IP Rate: IP20(indoor use only)
Housing: Metal

FEATURES:

- Digital voltage & amperage-monitoring per phase.
- 16 A C-type automatic fuses per phase.
- Schuko output at Front



PSA-32A6C

50662 6 x MCB, CEE out

SHOWGEAR

Specifications:

Rated Curr. (A): 32 A
Pwr. Conn. In.: CEE5P 32A
Pwr. Conn. Out.: CEE3P 16A
MCD Rated Curr.: 16 A
MCB Class: Class C
RCCB Class: A

RCCB Sens.: 30mA
Length (mm): 483 mm
Height (mm): 135 mm
Width (mm): 245 mm
Weight: 9.5 kg
IP Rate: IP20(indoor use only)
Housing: Metal

FEATURES:

- Digital voltage & amperage-monitoring per phase.
- 16 A C-type automatic fuses per output.
- 19" Rackmount



PSA-32A6S

50663 6 x MCB, Schuko out

SHOWGEAR

Specifications:



Rated Curr. (A): 32 A
Pwr. Conn. In.: CEE5P 32A
Pwr. Conn. Out.: Schuko Socket
MCD Rated Curr.: 16 A
MCB Class: Class C
RCCB Class: A
RCCB Sens.: 30mA

Length (mm): 483 mm
Height (mm): 135 mm
Width (mm): 245 mm
Weight: 7.7 kg
R.U.: 3 U
IP Rate: IP20(indoor use only)
Housing: Metal

FEATURES:

- Digital voltage & amperage-monitoring per phase.
- 16 A C-type automatic fuses per output.
- 19" Rackmount





PSA-32A12S

50664 12 x MCB, Schuko out

SHOWGEAR

Specifications:

Rated Curr. (A): 32 A
Pwr. Conn. In.: CEE5P 32A
Pwr. Conn. Out.: Schuko Socket
MCD Rated Curr.: 16 A
MCB Class: Class C
RCCB Class: A

RCCB Sens.: 30mA
Length (mm): 483 mm
Height (mm): 176 mm
Width (mm): 198 mm
Weight: 9.8 kg
R.U.: 4 U
IP Rate: IP20(indoor use only)
Housing: Metal

FEATURES:

- Digital voltage & amperage-monitoring per phase.
- 16 A C-type automatic fuses per phase.
- Schuko output at Front

PSA-32A12M

50665 12 x MCB, Schuko + Multipin out

SHOWGEAR

Specifications:

Rated Curr. (A): 32 A
Pwr. Conn. In.: CEE5P 32A
Pwr. Conn. Out.: HAN16 Out
MCD Rated Curr.: 16 A
MCB Class: Class C
RCCB Class: A

RCCB Sens.: 30mA
Length (mm): 483 mm
Height (mm): 178 mm
Width (mm): 235 mm
Weight: 10.8 kg
R.U.: 4 U
IP Rate: IP20(indoor use only)
Housing: Metal

FEATURES:

- Digital voltage & amperage-monitoring per phase.
- 16 A C-type automatic fuses per phase.
- Schuko output at Front

PSA-63A4C

50666 4 x MCB, CEE out

SHOWGEAR

Specifications:

Rated Curr. (A): 63 A
Pwr. Conn. In.: CEE5P 63A
Pwr. Conn. Out.: CEE5P 32A
MCD Rated Curr.: 32 A
MCB Class: Class C
RCCB Class: A

RCCB Sens.: 30mA
Length (mm): 482 mm
Height (mm): 180 mm
Width (mm): 320 mm
Weight: 11.4 kg
R.U.: 4 U
IP Rate: IP20(indoor use only)
Housing: Metal

FEATURES:

- Digital voltage & amperage-monitoring per phase.
- 32 A C-type automatic fuses per output.
- 19" Rackmount

PSA-125A4C

50667 4 x MCB, CEE out

SHOWGEAR

Specifications:

Rated Curr. (A): 125 A
Pwr. Conn. In.: CEE5P 125A
Pwr. Conn. Out.: CEE5P 63A
MCD Rated Curr.: 63 A
MCB Class: Class C

Length (mm): 482 mm
Height (mm): 267 mm
Width (mm): 400 mm
Weight: 19.4 kg
R.U.: 6 U
IP Rate: IP20(indoor use only)
Housing: Metal

FEATURES:

- Digital voltage & amperage-monitoring per phase.
- 63 A C-type automatic fuses per output.
- 19" Rackmount

Power Multicable 6-pin male-female, 6 x 1.5 mm²

DAP

FP0110 10 m



Power Multicable 10 Pole male-female, 10 x 1.5 mm²

DAP

FP0210 10 m
FP0215 15 m



Power Multicable 16 Pole male-female, 16 x 1.5 mm²

DAP

FP035 5 m
FP0310 10 m
FP0315 15 m
FP0320 20 m
FP0325 25 m



240 V Power Multicable, Black

DAP


D9491 Price per meter, 7x 1.5 mm² (P715)
D9492 Price per meter, 14x 1.5 mm² (P1415)
D9493 Price per meter, 18x 1.5 mm² (P1815)
D9496 Price per meter, 14x 2.5 mm² (P1425)
D9497 Price per meter, 18x 2.5 mm² (P1825)



LED Control Cable RGB, Grey

DAP

D9487 Spool 100 m, 4 x 0.75 mm²
D9488 Spool 100 m, 4 x 1.5 mm²
D9489 Spool 100 m, 4 x 2.5 mm²



Titanex Neoprene Cable, Black

TITANEX

90201 Spool 100 m, 3 x 1.5 mm²
90202 Spool 100 m, 3 x 2.5 mm²



Titanex Neoprene Cable, Black

TITANEX

90204 Price per meter, 4 x 1.5 mm²
90203 Price per meter, 5 x 2.5 mm²
90233 Price per meter, 5 x 4 mm²
90234 Price per meter, 5 x 6 mm²



Lineax Neoprene Cable, Black

90236 Spool 100 m, 3 x 1.5 mm²
90237 Spool 100 m, 3 x 2.5 mm²



Lineax Neoprene Cable, Black

90242 Price per meter, 4 x 1.5 mm²
90239 Price per meter, 5 x 2.5 mm²
90240 Price per meter, 5 x 4 mm²
90241 Price per meter, 5 x 6 mm²
90235 Price per meter, 5 x 10 mm²



16-pin Multicable For 110 V Motor Controller

DAP

70298 20 m, 16 x 1.5 mm²



Power Multi-Connectors

Power Distribution

Socapex 19-pin male Cable Connector PG29 IP67

90784

Rated Curr. (A): 25 A
Cable Entry: Pg29
Pins: 19
Max. Wire Size: 2.5 mm²
Contact Type: Gold plated



Socapex 19-pin female Cable Connector PG29 IP67

90785

Rated Curr. (A): 25 A
Cable Entry: Pg29
Pins: 19
Max. Wire Size: 2.5 mm²
Contact Type: Gold plated



Socapex 19-pin male Cable Connector PG29 IP55

90780

Rated Curr. (A): 25 A
Cable Entry: Pg29
Pins: 19
Contact Type: Gold plated



Socapex 19-pin female Cable Connector PG29 IP55

90781

Rated Curr. (A): 25 A
Cable Entry: Pg29
Pins: 19
Contact Type: Gold plated



Socapex 19-pin male Chassis Connector

90783

Rated Curr. (A): 25 A
Pins: 19
Contact Type: Gold plated



Socapex 19-pin female Chassis Connector

90782

Rated Curr. (A): 25 A
Pins: 19
Contact Type: Gold plated





Stage and rigging equipment: necessities and finishing touches

Proper stage and rigging equipment provides vital essentials and safety for stages, events, fairs, theatres, video productions, you name it. But it is not only functional, it also catches the eye of the public and brings convenience to your setup. So, before deciding on what you need, make sure you consider all aspects and requirements.

Whether you are building stages, offer support on fairs or productions, or advise in location setup, you will need to know what is necessary to have the event play out safely and smoothly and which gear and hardware is needed.


That is why we offer a complete range of stage essentials and rigging equipment. From truss and rigging to textiles and stage accessories, our products will help you to create a safe and practical stage, prepare a tidy venue, and smooth out every aspect of your event.





Stages

Stage Accessories




Mammoth Stage

70610 1 x 1 m, Without legs

SHOWGEAR

Specifications:

Length (mm):	1000 mm
Height (mm):	55 mm
Width (mm):	1000 mm
Max. Load/m ² :	500 kg/m ²
Weight:	12.1 kg
Deck:	12 mm Plywood
Frame:	Aluminium
Material:	Aluminium / Plywood



Mammoth Stage

70620 2 x 1 m, Without legs

SHOWGEAR

Specifications:

Length (mm):	2000 mm
Height (mm):	55 mm
Width (mm):	1000 mm
Max. Load/m ² :	500 kg/m ²
Weight:	22 kg
Deck:	12 mm Plywood
Frame:	Aluminium
Material:	Aluminium / Plywood



Mammoth Stairs

70639 20 cm, 1 step

SHOWGEAR

Specifications:

Height (mm):	200 mm
Width (mm):	990 mm
Depth (mm):	350 mm
Weight:	10.8 kg
Deck:	12 mm Plywood
Frame:	Metal
Material:	Aluminium / Steel / Wood



Mammoth Stairs

70633 40 cm, 2 steps

SHOWGEAR

Specifications:

Height (mm):	400 mm
Width (mm):	990 mm
Depth (mm):	675 mm
Weight:	19.7 kg
Deck:	12 mm Plywood
Frame:	Metal
Material:	Aluminium / Steel / Wood



Mammoth Stairs

70634 60 cm, 1 step

SHOWGEAR

Specifications:

Height (mm):	600 mm
Width (mm):	990 mm
Depth (mm):	350 mm
Weight:	12.2 kg
Deck:	12 mm Plywood
Frame:	Metal
Material:	Aluminium / Steel / Wood



Mammoth Stairs

70635 80 cm, 1 step

SHOWGEAR

Specifications:

Height (mm):	800 mm
Width (mm):	990 mm
Depth (mm):	350 mm
Weight:	14.8 kg
Deck:	12 mm Plywood
Frame:	Metal
Material:	Aluminium / Steel / Wood



Mammoth Dex

70650 1 x 1 m, Without legs

SHOWGEAR

Specifications:

Length (mm): 1000 mm
 Height (mm): 90 mm
 Width (mm): 1000 mm
 Max. Load/m²: 750 kg/m²
 Weight: 19.6 kg
 Deck: 12 mm Plywood
 Frame: Aluminium
 Material: Aluminium / Plywood



Mammoth Dex

70651 2 x 1 m, Without legs

SHOWGEAR

Specifications:

Length (mm): 2000 mm
 Height (mm): 90 mm
 Width (mm): 1000 mm
 Max. Load/m²: 750 kg/m²
 Weight: 32.5 kg
 Deck: 12 mm Plywood
 Frame: Aluminium
 Material: Aluminium / Plywood



Mammoth Dex

70652 1 x 0.5 m, Without legs

SHOWGEAR

Specifications:

Length (mm): 1000 mm
 Height (mm): 90 mm
 Width (mm): 500 mm
 Max. Load/m²: 750 kg/m²
 Weight: 14.1 kg
 Deck: 12 mm Plywood
 Frame: Aluminium
 Material: Aluminium / Plywood



Mammoth Dex

70655 1.5 x 0.5 m, Without legs

SHOWGEAR

Specifications:

Length (mm): 1500 mm
 Height (mm): 90 mm
 Width (mm): 500 mm
 Weight: 16,5 kg
 Max. Load / m²: 750 kg/m²
 Material: Aluminium / Wood
 Deck: 12mm Plywood
 Frame: Aluminium
 Colour: Black / Grey



Mammoth Dex

70653 2 x 0.5 m, Without legs

SHOWGEAR

Specifications:

Length (mm): 2000 mm
 Height (mm): 90 mm
 Width (mm): 500 mm
 Max. Load/m²: 750 kg/m²
 Weight: 18.8 kg
 Deck: 12 mm Plywood
 Frame: Aluminium
 Material: Aluminium / Plywood



Mammoth Dex

70654 1 m Quadrant, Without legs

SHOWGEAR

Specifications:

Length (mm): 1000 mm
 Height (mm): 90 mm
 Width (mm): 1000 mm
 Max. Load/m²: 750 kg/m²
 Weight: 14.9 kg
 Deck: 12 mm Plywood
 Frame: Aluminium
 Material: Aluminium / Wood

Stages

Stage Accessories



Mammoth Stairs Dex

70640 Adjustable 60–100 cm, 4 steps

SHOWGEAR

Specifications:

Length (mm): 1375.1 mm
 Height (mm): 600 mm
 Min. Height (mm): 600 mm
 Max. Height (mm): 1150 mm
 Width (mm): 750 mm
 Weight: 29.94 kg
 Deck: 12 mm Plywood
 Frame: Metal
 Material: Aluminium / Steel / Wood



ProStage Stairs

70589 Adjustable 60-100 cm, 4 steps

SHOWGEAR

Specifications:

Length (mm): 1500 mm
 Height (mm): 600 mm
 Min. Height (mm): 600 mm
 Max. Height (mm): 1000 mm
 Width (mm): 1000 mm
 Weight: 45 kg
 Deck: 22 mm Plywood
 Material: Steel

Mammoth-D Guard Rail XS Corner Clamp

70649 Xtra-Safe



SHOWGEAR

Mammoth Stage Self-leveling Insert

70637



SHOWGEAR

Mammoth Guard Rail Clamp

SHOWGEAR

70632



Mammoth Stage Assembly Insert

70638 M10



SHOWGEAR

Mammoth Two Leg Clamp

SHOWGEAR


70658



Mammoth Four Leg Clamp

SHOWGEAR

70659



Mammoth Dex Bottom Clamp

SHOWGEAR

70636



Mammoth-D Guard Rail Clamp

70644



SHOWGEAR

Mammoth-S Legs 1 x 1 m

SHOWGEAR

70611 20 cm
70612 40 cm
70613 60 cm



Mammoth-D Leg

SHOWGEAR

70660 20 cm
70661 40 cm
70662 60 cm
70663 80 cm
70664 100 cm
70677 140 cm



Mammoth-D Telescopic Leg

SHOWGEAR

70665 40-60 cm
70666 60-100 cm
70678 100-180 cm



Mammoth Stage Clamp

SHOWGEAR

70630



Mammoth-D Guard Rail

SHOWGEAR

70642B 1 m, Black
70643B 2 m, Black
70642 1 m, Aluminium
70643 2 m, Aluminium



Mammoth Guard Rail 1 m

SHOWGEAR

70631 Without clamps



Mammoth Stairs Guard Rail Dex

70641 for adjustable Mammoth Stairs




SHOWGEAR



Mammoth Dex Leg Bracing

SHOWGEAR

- 70675** For 1 m side of Mammoth Dex
- 70676** For 2 m side of Mammoth Dex



Mammoth-D Guard Rail Coupler

70645



SHOWGEAR

Mammoth-D Guard Rail XS Straight Clamp

70648 Xtra-Safe



SHOWGEAR

Mammoth-D Guard Rail XS

SHOWGEAR

- 70646** Xtra-Safe - 1 m Aluminium
- 70647** Xtra-Safe - 2 m Aluminium



Mammoth Stop Bar

SHOWGEAR

- 70670** 1 m, For Mammoth Stage and Dex System
- 70671** 2 m, For Mammoth Stage and Dex System



Mammoth Dex Ramp

SHOWGEAR

- 70687** 60–80 cm
- 70688** 120–140 cm



Mammoth-D Leg on Swiveling Wheel

SHOWGEAR

- 70667** 25 cm
- 70668** 40 cm



Mammoth Transport Trolley SHOWGEAR

70680 for 10 x Mammoth Stages/Decks



Mammoth Transport Trolley SHOWGEAR

70681 for 6 x Mammoth Stages/Decks



Mammoth Transport Trolley SHOWGEAR

70682 for Hand rails



Mammoth Transport Flexy Trolley SHOWGEAR

70683 for 6 x Mammoth Stages/Decks



Cable Bridges

Stage Accessories



Cable Cover 1

71121 With 1 Channel, Black rubber

SHOWGEAR

Specifications:

Work Length: 1010 mm
Height (mm): 36 mm
Width (mm): 215 mm



Cable Cover 3

71130 With 1 Channel, Yellow ABS

SHOWGEAR

Specifications:

Work Length: 995 mm
Height (mm): 20 mm
Width (mm): 131 mm



Cable Cover 4

71131 With 1 Channel, Yellow ABS

SHOWGEAR

Specifications:

Work Length: 962 mm
Height (mm): 37 mm
Width (mm): 272 mm



Cable Bridge 2 100 cm

71140 With 2 Channels, Value Line

SHOWGEAR

Specifications:

Work Length: 993 mm
Height (mm): 45 mm
Width (mm): 250 mm



Cable Bridge 2 100 cm

71102 With 2 Channels

SHOWGEAR

Specifications:

Work Length: 997 mm
Height (mm): 45 mm
Width (mm): 250 mm




Cable Bridge 2 Corner 30°

71110 With 2 Channels, for Cable Bridge 2

SHOWGEAR

Specifications:

Work Length: 250 mm
Height (mm): 45 mm
Width (mm): 290 mm



Cable Bridge 3 100 cm

71141 With 3 Channels, Value Line

SHOWGEAR

Specifications:

Work Length: 880 mm
Height (mm): 73 mm
Width (mm): 505 mm



Cable Bridge 5 85 cm

71104 With 5 Channels

SHOWGEAR

Specifications:

Work Length: 800 mm
Height (mm): 50 mm
Width (mm): 445 mm

2 m Adjustable Crowd Barrier

SHOWGEAR

90000 Silver

90001 Black

Height (mm): 890 mm
 Ø Baseplate: 320 mm
 Ø: 63 mm
 Colour: Silver and black



2 m Adjustable Crowd Barrier PRO

SHOWGEAR

90002 Silver

90003 Black

Ø Baseplate: 345 mm
 Ø: 70 mm
 Weight: 10.5 kg
 Colour: Silver and black



Round Top Cord Pole

SHOWGEAR

90012 Black

90011 Silver

90010 Gold

Ø Baseplate: 320 mm
 Ø: 51 mm
 Colour: Gold, silver and black



Velvet Rope Gold Hook

SHOWGEAR

90022 Blue

90021 Black

90020 Red

Length (mm): 1500 mm
 Ø: 32 mm
 Colour: Blue, black and red



Velvet Rope Silver Hook

SHOWGEAR

90025 Blue

90024 Black

90023 Red

Length (mm): 1500 mm
 Ø: 32 mm
 Colour: Blue, black and red




Stage Tapes

Stage Accessories

Nichiban Gaffa Tape NICHIBAN

- 90615** White, 38 mm / 50 m
- 90614** Black, 38 mm / 50 m
- 90613** Grey, 38 mm / 50 m



Nichiban Gaffa Tape NICHIBAN

- 90644** Black, 25 mm / 50 m




Nichiban Gaffa Tape NICHIBAN

- 90616** White, 19 mm / 50 m



Gaffa Tape Theatre SHOWGEAR

- 90606** Grey, 50 mm / 50 m
- 90607** Black, 50 mm / 50 m
- 90608** White, 50 mm / 50 m




Nichiban Gaffa Tape NICHIBAN

- 90612** White, 50 mm / 50 m
- 90611** Black, 50 mm / 50 m
- 90610** Grey, 50 mm / 50 m




Nichiban Gaffa Tape NICHIBAN

- 90627** White, 50 mm / 25 m
- 90626** Grey, 50 mm / 25 m
- 90625** Black, 50 mm / 25 m



Gaffa Tape Stage SHOWGEAR

- 90609B** Black, 50 mm / 50 m
- 90609** Grey, 50 mm / 50 m



Nichiban Gaffa Tape NICHIBAN

- 90621** Black, 150 mm / 50 m, Extra wide heavy duty




Ballet Floor Tape SHOWGEAR

- 90617** Black, 50 mm / 33 m



PVC Tape Advance AT4 SHOWGEAR

- 90670** Black, 19 mm / 20 m
- 90671** Grey, 19 mm / 20 m
- 90672** White, 19 mm / 20 m



Marker / Indicator Tape

SHOWGEAR

- 90629U** Blue "5 m", 25 mm / 33 m
- 90629R** Red "10 m", 25 mm / 33 m
- 90629G** Green "25 m", 25 mm / 33 m
- 90629W** White "15 m", 25 mm / 33 m
- 90629Y** Yellow "20 m", 25 mm / 33 m



Nichiban Gaffa Tape

NICHIBAN

- 90633** Blue, 50 mm / 50 m
- 90632** Green, 50 mm / 50 m
- 90631** Yellow, 50 mm / 50 m
- 90630** Red, 50 mm / 50 m



Nichiban Gaffa Tape

NICHIBAN

- 90637** Blue, 38 mm / 50 m
- 90636** Green, 38 mm / 50 m
- 90635** Yellow, 38 mm / 50 m
- 90634** Red, 38 mm / 50 m



PVC Tape

SHOWGEAR

- 90628** Black, 19 mm / 66 m
- 90628W** White, 19 mm / 66 m
- 90628R** Red, 19 mm / 66 m
- 90628O** Orange, 19 mm / 66 m
- 90628U** Blue, 19 mm / 66 m
- 90628Y** Yellow, 19 mm / 66 m



Gaffa Tape Neon

SHOWGEAR

- 90649** Green, 19 mm / 25 m
- 90680** Orange, 19 mm / 25 m
- 90681** Yellow, 19 mm / 25 m
- 90682** Pink, 19 mm / 25 m



Gaffa Tape Neon

SHOWGEAR

- 90638** Green, 50 mm / 25 m
- 90639** Orange, 50 mm / 25 m
- 90640** Yellow, 50 mm / 25 m
- 90641** Pink, 50 mm / 25 m



Floor-Marking Tape

SHOWGEAR

- 90624** Red - White, 50 mm / 33 m
- 90623** Black - Yellow, 50 mm / 33 m



Floor-Marking Tape

SHOWGEAR

- 90622** Black - Yellow, 150 mm / 33 m





Rain Dome 60

71320 Moving Head Rain Dome

SHOWGEAR

Specifications:

Height (mm):	184 mm
Width (mm):	685 mm
Ø:	600 mm
Weight:	14.2 kg
Max. Load:	40 kg

FEATURES:

- Ø 60 cm Rain Cover for standard moving heads
- Two sleeves heights (62/85 cm) available but not included
- Built-in pressure switch
- Bypass switch
- Pro Power, Pro Power True and Schuko output connectors
- All three output connectors can be used at the same time
- Ability to mount truss spigots to make a totem



Sleeve for Rain Dome 60

1 Cylindrical sleeve - Ø 60 cm, 62 cm high

SHOWGEAR

Specifications:

Height (mm):	670 mm
Ø:	600 mm
Weight:	0.5 kg

FEATURES:

- Suitable for Rain Dome 60
- For <62 cm high moving heads with a <Ø 60 cm width
- Protects against rainfall & moisture



Sleeve for Rain Dome 60

71322 Dome sleeve - Ø 60 cm, 85 cm high

SHOWGEAR

Specifications:

Height (mm):	890 mm
Ø:	600 mm
Weight:	0.5 kg

FEATURES:

- Suitable for Rain Dome 60
- For <85 cm high moving heads with a <Ø 60 cm width
- Protects against rainfall & moisture

Rain Dome 40

71325 Moving Head Rain Dome

SHOWGEAR

Specifications:

Height (mm):	184 mm
Width (mm):	480 mm
Ø:	400 mm
Weight:	9.5 kg
Max. Load:	40 kg

FEATURES:

- Ø 40 cm Rain Cover for standard moving heads
- Built-in pressure switch
- Bypass switch
- Pro Power, Pro Power True and Schuko input connectors
- All three input connectors can be used at the same time
- Ability to mount truss spigots to make a totem
- Sleeve not included



Sleeve for Rain Dome 40

71326 Cylindrical sleeve - Ø 40 cm, 52 cm high

SHOWGEAR

Specifications:

Height (mm):	560 mm
Ø:	400 mm
Weight:	0.5 kg

FEATURES:

- Suitable for Rain Dome 40
- For <52 cm high moving heads with a diameter up to 40 cm
- Protects against rainfall & moisture





Rain Cover 45 cm

71315 Sleeve not included.

SHOWGEAR

Specifications:

Height (mm): 100 mm
 Ø: 450 mm
 Weight: 4 kg
 Max. Load: 50 kg

Separate Sleeve for Rain Cover Ø 45 cm

71316 40 cm



SHOWGEAR



Rain Cover 60 cm

71310 Sleeve not included

SHOWGEAR

Specifications:

Height (mm): 100 mm
 Ø: 600 mm
 Weight: 5.8 kg
 Max. Load: 50 kg

Separate Sleeve for Rain Cover Ø 60 cm

SHOWGEAR

71311 Sleeve length 35 cm

71312 Sleeve length 50 cm

71313 Sleeve length 65 cm - Cone shape



Rain Cover Transport Trolley

71309 for 7x Rain Cover 60 cm

SHOWGEAR

Specifications:

Length (mm): 600 mm
 Height (mm): 800 mm
 Width (mm): 1795 mm
 Weight: 44 kg

Stage Tool

INFINITY

73001




Laser Distance Meter

SHOWGEAR

91007 Max. distance: 40 m





Single Tube

Truss

Black Single Tubes



Single Tube 50 mm

MILOS

- FP50025B** Tube F 250 - incl. female receivers - 25 cm - F
- GP50025B** Tube U 250 - incl. female receivers - 25 cm - G
- PP50025B** Tube B 250 - incl. female receivers - 25 cm - P

Single Tube 50 mm

MILOS

- FP50050B** Tube F 500 - incl. female receivers - 50 cm - F
- GP50050B** Tube U 500 - incl. female receivers - 50 cm - G
- PP50050B** Tube B 500 - incl. female receivers - 50 cm - P

Single Tube 50 mm

MILOS

- FP50100B** Tube F 1000 - incl. female receivers - 100 cm - F
- GP50100B** Tube U 1000 - incl. female receivers - 100 cm - G
- PP50100B** Tube B 1000 - incl. female receivers - 100 cm - P

Single Tube 50 mm


MILOS

- FP50200B** Tube F 2000 - incl. female receivers - 200 cm - F
- GP50200B** Tube U 2000 - incl. female receivers - 200 cm - G
- PP50200B** Tube B 2000 - incl. female receivers - 200 cm - P

Single Tube 50 mm

MILOS

- FP50300B** Tube F 3000 - incl. female receivers - 300 cm - F
- GP50300B** Tube U 3000 - incl. female receivers - 300 cm - G
- PP50300B** Tube B 3000 - incl. female receivers - 300 cm - P



Silver Single Tubes



Single Tube 50 mm

MILOS

- FP50025** Tube F 250 - incl. female receivers - 25 cm - F
- GP50025** Tube U 250 - incl. female receivers - 25 cm - G
- PP50025** Tube B 250 - incl. female receivers - 25 cm - P

Single Tube 50 mm

MILOS

- FP50050** Tube F 500 - incl. female receivers - 50 cm - F
- GP50050** Tube U 500 - incl. female receivers - 50 cm - G
- PP50050** Tube B 500 - incl. female receivers - 50 cm - P

Single Tube 50 mm

MILOS

- FP50100** Tube F 1000 - incl. female receivers - 100 cm - F
- GP50100** Tube U 1000 - incl. female receivers - 100 cm - G
- PP50100** Tube B 1000 - incl. female receivers - 100 cm - P

Single Tube 50 mm


MILOS

- FP50200** Tube F 2000 - incl. female receivers - 200 cm - F
- GP50200** Tube U 2000 - incl. female receivers - 200 cm - G
- PP50200** Tube B 2000 - incl. female receivers - 200 cm - P

Single Tube 50 mm


MILOS

- FP50300** Tube F 3000 - incl. female receivers - 300 cm - F
- GP50300** Tube U 3000 - incl. female receivers - 300 cm - G
- PP50300** Tube B 3000 - incl. female receivers - 300 cm - P



Metal Deco-20 Triangle - Corner SHOWGEAR

MDT20003 90° Corner



Metal Deco-20 Triangle - Corner down right, apex up SHOWGEAR

MDT20010 90° Corner




Metal Deco-20 Triangle - T-Cross, 3-way horizontal SHOWGEAR

MDT20017 90° Corner



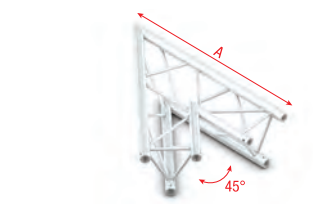
Metal Deco-20 Triangle - Straight SHOWGEAR

MDT20050 500 mm
MDT20100 1000 mm
MDT20150 1500 mm



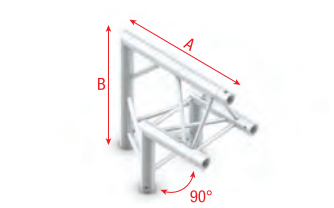
Deco-22 Triangle Truss - Corner MILOS

DT22001 ACM19 - 45° corner
DT22002 ACM20 - 60° corner
DT22003 ACM21 - 90° corner



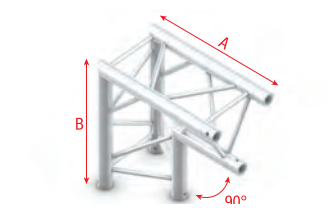
Deco-22 Triangle truss - apex up MILOS

DT22006 ACM24 - 90° corner



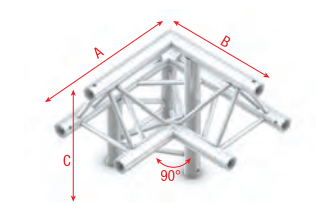
Deco-22 Triangle truss - apex down MILOS

DT22007 ACM25 - 90° corner



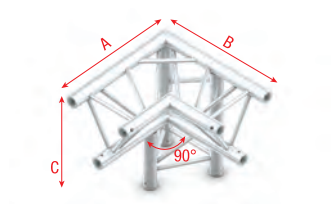
Deco-22 Triangle truss - down left, apex up MILOS

DT22011 ALM32 - 90° corner



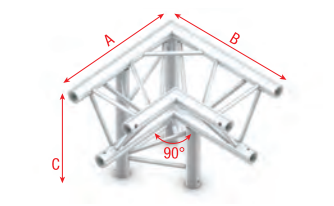
Deco-22 Triangle truss - down right, apex down MILOS

DT22012 ALM33 - 90° corner



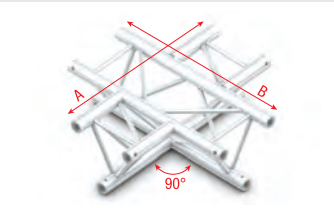
Deco-22 Triangle truss - down left, apex down MILOS

DT22013 ALM34 - 90° corner



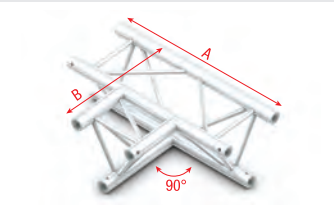
Deco-22 Triangle truss - 4-way horizontal MILOS

DT22016 ACM41 - 90° corner



Deco-22 Triangle truss - 3-way horizontal MILOS

DT22017 ATM36 - 90° corner

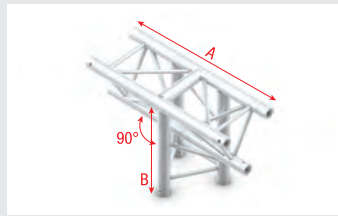


Deco Triangle

Truss

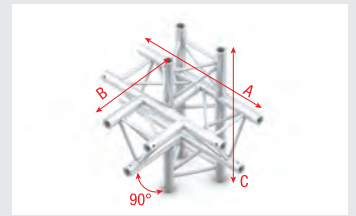
Deco-22 Triangle truss - T-Cross vertical 3-way, apex down MILOS

DT22018 ATM35 - 90° corner



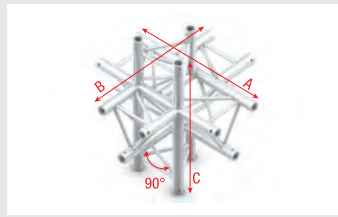
Deco-22 Triangle truss - T-Cross + up/down 6-way MILOS

DT22021 ATM51 - 90° corner



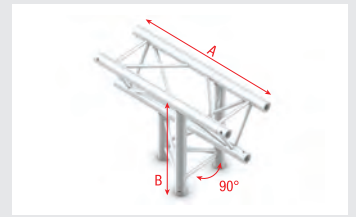
Deco-22 Triangle truss - Cross up/down 6-way MILOS

DT22022 ACM61 - 90° corner



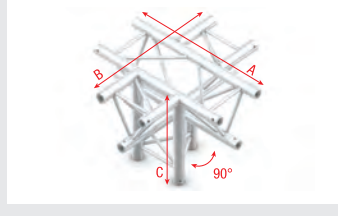
Deco-22 Triangle truss - T-Cross up/down 3-way MILOS

DT22023 ATM37 - 90° corner



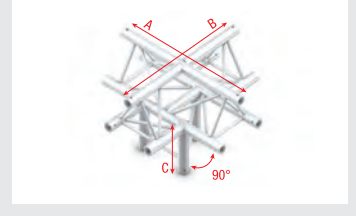
Deco-22 Triangle truss - Cross + down 5-way, apex down MILOS

DT22024 ACM53 - 90° corner



Deco-22 Triangle truss - Cross + down 5-way, apex up MILOS


DT22025 ACM52 - 90° corner



Deco-22 Triangle Truss Straight

Straight MILOS

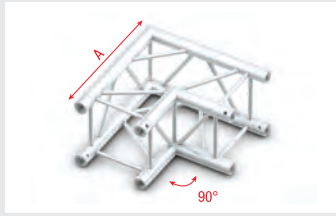
- DT22050** STM500 - 500 mm
- DT22100** STM1000 - 1000 mm
- DT22150** STM1500 - 1500 mm
- DT22200** STM2000 - 2000 mm
- DT22250** STM2500 - 2500 mm
- DT22300** STM3000 - 3000 mm
- DT22400** STM4000 - 4000 mm



Deco-22 Quatro Truss - Corner

MILOS

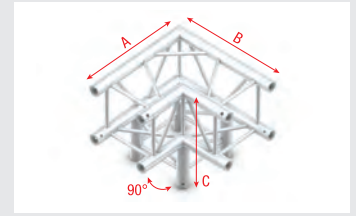
- DQ22003** QCM21 - 90° corner
- DQ22005** QCM23 - 135° corner



Deco-22 Quatro Truss - Corner

MILOS

- DQ22012** QLM30 - 90° corner - 3-way



Deco-22 Square Truss Straight

Straight

MILOS

- DQ22050** QTM500 - 500 mm
- DQ22100** QTM1000 - 1000 mm
- DQ22150** QTM1500 - 1500 mm
- DQ22200** QTM2000 - 2000 mm
- DQ22250** QTM2500 - 2500 mm
- DQ22300** QTM3000 - 3000 mm
- DQ22400** QTM4000 - 4000 mm

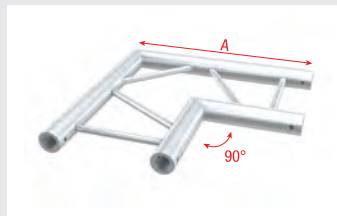


Pro-30 Step Truss

Pro-30 Step Truss - Corner 90° Horizontal

MILOS

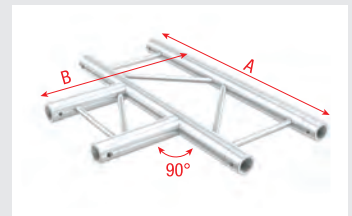
FS30003H HF21 - F
PS30003H HB21 - P



Pro-30 Step Truss - T-Cross 90° Horizontal

MILOS


FS30017H HF35 - F
PS30017H HB35 - P



Pro-30 Step Truss - Corner 90° Vertical

MILOS

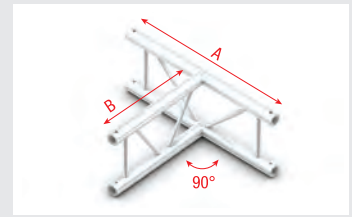
FS30003V VF21 - F
PS30003V VB21 - P



Pro-30 Step Truss - T-Cross 90° Vertical

MILOS

FS30017V VF36 - F
PS30017V VB36 - P



Pro-30 Step Truss Straight

Straight 1000 mm

MILOS

FS30050 BTF500 - F
GS30050 BTU500 - G
PS30050 BTB500 - P

Straight 1000 mm

MILOS

FS30100 BTF1000 - F
GS30100 BTU1000 - G
PS30100 BTB1000 - P

Straight 1500 mm

MILOS

FS30150 BTF1500 - F
GS30150 BTU1500 - G
PS30150 BTB1500 - P

Straight 2000 mm

MILOS

FS30200 BTF2000 - F
GS30200 BTU2000 - G
PS30200 BTB2000 - P

Straight 2500 mm

MILOS

FS30250 BTF2500 - F
PS30250 BTB2500 - P

Straight 3000 mm

MILOS

FS30300 BTF3000 - F
PS30300 BTB3000 - P

Straight 4000 mm

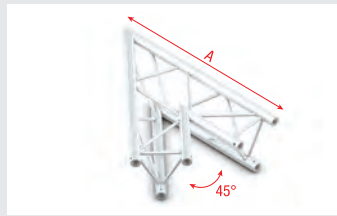
MILOS

FS30400 BTF4000 - F
PS30400 BTB4000 - P



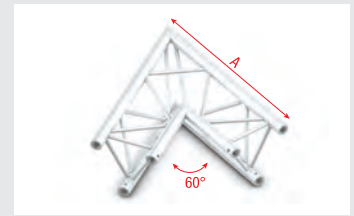
Pro-30 Triangle G Truss - Corner 45° MILOS

GT30001 ACU19 - G



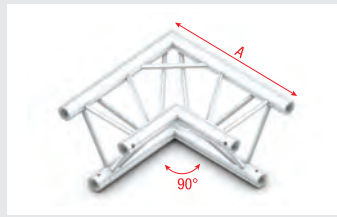
Pro-30 Triangle P Truss - Corner 60° MILOS

PT30002 ACB20 - P




Pro-30 Triangle Truss - Corner 90° MILOS

FT30003 ACF21 - F
GT30003 ACU21 - G
PT30003 ACB21 - P



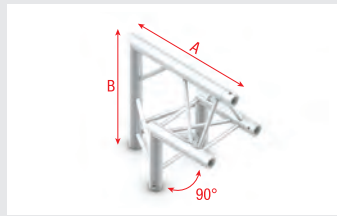
Pro-30 Triangle Truss - Corner 135° MILOS

FT30005 ACF23 - F
PT30005 ACB23 - P



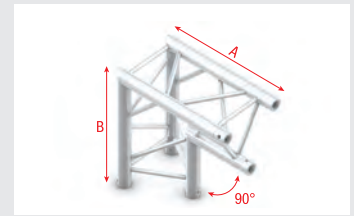
Pro-30 Triangle Truss - Corner 90° apex up MILOS

FT30006 ACF24 - F
GT30006 ACU24 - G
PT30006 ACB24 - P



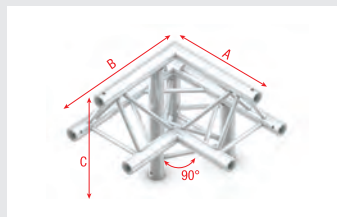
Pro-30 Triangle Truss - Corner 90° apex down MILOS

FT30007 ACF25 - F
GT30007 ACU25 - G
PT30007 ACB25 - P



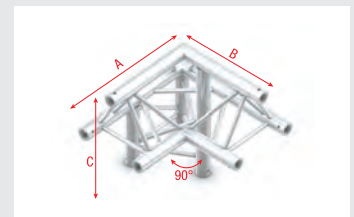
Pro-30 Triangle Truss - Corner 90° down right, apex up MILOS

FT30010 ALF31 - F
GT30010 ALU31 - G
PT30010 ALB31 - P



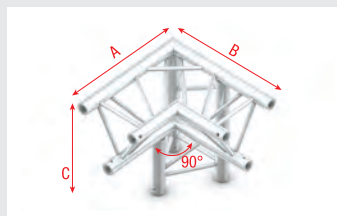
Pro-30 Triangle Truss - Corner 90° down left, apex up MILOS

FT30011 ALF32 - F
GT30011 ALU32 - G
PT30011 ALB32 - P



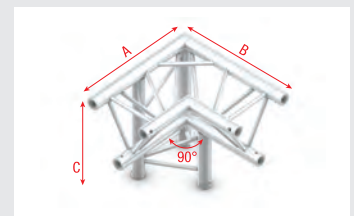
Pro-30 Triangle Truss - Corner 90° down right, apex down MILOS

FT30012 ALF33 - F
GT30012 ALU33 - G
PT30012 ALB33 - P



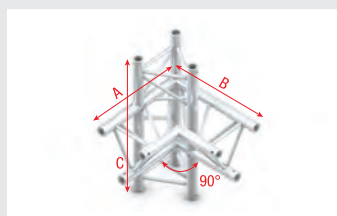
Pro-30 Triangle Truss - Corner 90° down left, apex down MILOS

FT30013 ALF34 - F
GT30013 ALU34 - G
PT30013 ALB34 - P



Pro-30 Triangle F Truss - Corner 90° up/down, right - 71 cm MILOS

FT30014 ACF44 - F
GT30014 ACU44 - G
PT30014 ACB44 - P

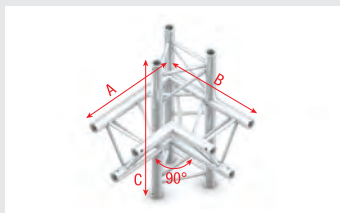


Pro-30 Triangle

Truss

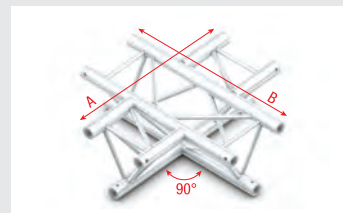
Pro-30 Triangle Truss - Corner 90° up/down, left - 71 cm MILOS

- FT30015** ACF45 - F
- GT30015** ACU45 - G
- PT30015** ACB45 - P



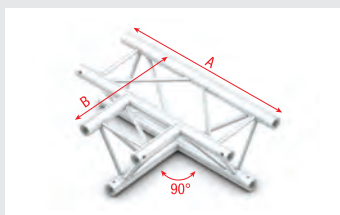
Pro-30 Triangle Truss - Corner 90° 4-way horizontal - 71cm MILOS

- FT30016** ACF41 - F
- GT30016** ACU41 - G
- PT30016** ACB41 - P



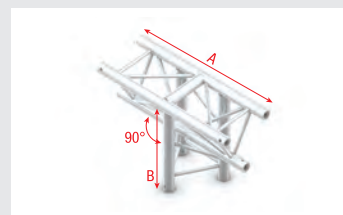
Pro-30 Triangle Truss - 3-way 90° horizontal -71 cm MILOS

- FT30017** ATF36 - F
- GT30017** ATU36 - G
- PT30017** ATB36 - P



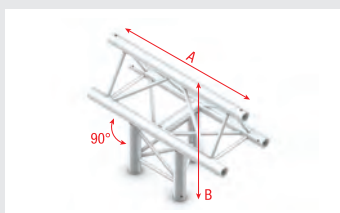
Pro-30 Triangle Truss - T-Cross 90° vertical 3-way, apex down - 71 cm MILOS

- FT30018** ATF35 - F
- GT30018** ATU35 - G
- PT30018** ATB35 - P



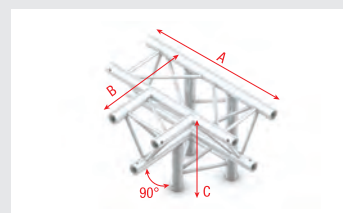
Pro-30 Triangle Truss - T-Cross 90° vertical 3-way, apex up - 71 cm MILOS

- FT30019** ATF35B - F
- GT30019** ATU35B - G
- PT30019** ATB35B - P



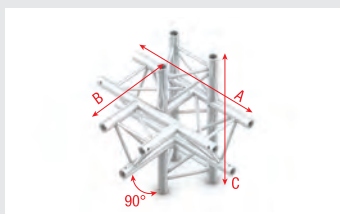
Pro-30 Triangle Truss - T-Cross 90° + down 4-way - 71 cm MILOS

- FT30020** ATF42 - F
- GT30020** ATU42 - G
- PT30020** ATB42 - P



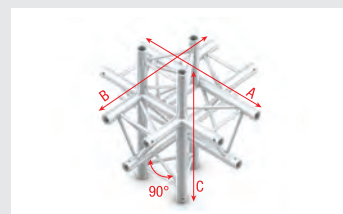
Pro-30 Triangle Truss - T-Cross 90° + up/down 5-way -71cm MILOS

- FT30021** ATF51 - F
- GT30021** ATU51 - G
- PT30021** ATB51 - P



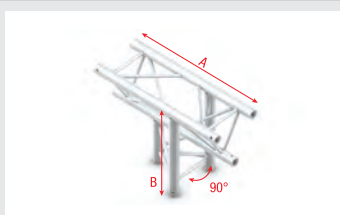
Pro-30 Triangle Truss - Cross 90° up/down 6-way - 71cm MILOS

- FT30022** ATF61 - F
- PT30022** ACB61 - P



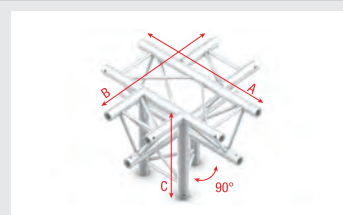
Pro-30 Triangle Truss - T-Cross 90° up/down 3-way - 71cm MILOS

- FT30023** ATF37 - F
- GT30023** ATU37 - G
- PT30023** ATB37 - P



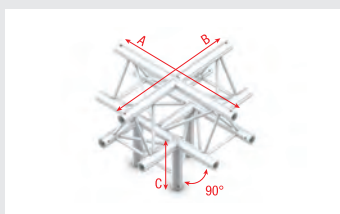
Pro-30 Triangle Truss - Cross 90° + down 5-way, apex down - 71 cm MILOS

- FT30024** ACF53 - F
- GT30024** ACU53 - G
- PT30024** ACB53 - P



Pro-30 Triangle Truss - Cross 90° + down 5-way, apex up - 71 cm MILOS

- FT30025** ACF52 - F
- GT30025** ACU52 - G
- PT30025** ACB52 - P



Straight Pro-30 Triangle Truss

Straight 290 mm		MILOS
FT30029	STF290 - F	
GT30029	STU290 - G	
PT30029	STB290 - P	

Straight 500 mm		MILOS
FT30050	STF500 - F	
GT30050	STU500 - G	
PT30050	STB500 - P	

Straight 710 mm		MILOS
FT30071	STF710 - F	
GT30071	STU710 - G	
PT30071	STB710 - P	

Straight 1000 mm		MILOS
FT30100	STF1000 - F	
GT30100	STU1000 - G	
PT30100	STB1000 - P	

Straight 1500 mm		MILOS
FT30150	STF1500 - F	
GT30150	STU1500 - G	
PT30150	STB1500 - P	


Straight 2000 mm		MILOS
FT30200	STF2000 - F	
GT30200	STU2000 - G	
PT30200	STB2000 - P	

Straight 2500 mm		MILOS
FT30250	STF2500 - F	
GT30250	STU2500 - G	
PT30250	STB2500 - P	

Straight 3000 mm		MILOS
FT30300	STF3000 - F	
GT30300	STU3000 - G	
PT30300	STB3000 - P	

Straight 4000 mm		MILOS
FT30400	STF4000 - F	
GT30400	STU4000 - G	
PT30400	STB4000 - P	

Straight 5000 mm		MILOS
FT30500	STF5000 - F	
GT30500	STU5000 - G	
PT30500	STB5000 - P	



Pro-30 Square Truss

Pro-30 Square Truss - Corner 3-way 90°

MILOS


- FQ30012HDB** QLVF30 - heavy duty - F
- FQ30012B** QLF30 - F
- GQ30012B** QLU30 - G
- PQ30012B** QLB30 - P



Pro-30 Square Truss - Corner 90° 3-way

MILOS

- FQ30012HD** QLVF30 - heavy duty - F
- FQ30012** QLF30 - F
- GQ30012HD** QLVU30 - heavy duty - G
- GQ30012HDB** QLVU30 - heavy duty - G
- GQ30012** QLU30 - G
- PQ30012** QLB30 - G



Pro-30 Square Truss - Corner 90°

MILOS


- GQ30003HDB** QCVU21 - heavy duty - G
- FQ30003HDB** QCVF21 - heavy duty - F
- FQ30003B** QCF21 - F
- GQ30003B** QCU21 - G



Pro-30 Square Truss - Corner 90°

MILOS

- GQ30003HD** QCVU21 - heavy duty - G
- FQ30003HD** QCVF21 - heavy duty - F
- FQ30003** QCF21 - F
- GQ30003** QCU21 - G
- PQ30003** QCB21 - P



Pro-30 Square Truss - Corner 120°

MILOS


- FQ30004HDB** QCVF22 - heavy duty - F
- GQ30004HDB** QCVU22 - heavy duty - G
- FQ30004HD** QCVF22 - heavy duty - F



Pro-30 Square Truss - Corner 120°

MILOS

- FQ30004** QCF22 - F
- FQ30004HD** QCVF22 - heavy duty - F
- GQ30004HD** QCVU22 - heavy duty - G
- GQ30004** QCU22 - G



Pro-30 Square Truss - Corner 135°

MILOS

- FQ30005HDB** QCVF23 - heavy duty - F
- GQ30005HDB** QCVU23 - heavy duty - G



Pro-30 Square Truss - Corner 135°

MILOS

- FQ30005HD** QCVF23 - heavy duty - F
- FQ30005** QCF23 - F
- GQ30005HD** QCVU23 - heavy duty - G
- GQ30005** QCU23 - G



Pro-30 Square Truss - Circle Corner 90° 3-way

MILOS

- FQ30012C** QLF30-KRS - F
- GQ30012C** QLU30-KRS - G
- PQ30012C** QLB30-KRS - P



Pro-30 Square F-Truss - Circle Corner 90°

MILOS

- FQ30003C** QCF21-KRS - F
- GQ30003C** QCU21-KRS - G
- PQ30003C** QCB21-KRS - P



Pro-30 Square Truss - Corner 45° MILOS

- FQ30001HDB** QCVF19 - heavy duty - F
- GQ30001HDB** QCVU19 - heavy duty - G



Pro-30 Square Truss - Corner 45° MILOS

- FQ30001HD** QCVF19 - heavy duty - F
- GQ30001HD** QCVU19 - heavy duty - G



Pro-30 Square Truss - Corner 60° MILOS

- FQ30002HDB** QCVF20 - heavy duty - F
- GQ30002HDB** QCVU20 - heavy duty - G



Pro-30 Square Truss - Corner 60° MILOS

- FQ30002HD** QCVF20 - heavy duty - F
- FQ30002** QCF20 - F
- GQ30002HD** QCVU20 - heavy duty - G
- GQ30002** QCU20 - G




Pro-30 Square Truss - Cross 90° + Down 5-way MILOS

- GQ30024HDB** QCV51 - heavy duty - G
- FQ30024HDB** QCV51 - heavy duty - F
- FQ30024B** QCF51 - F



Pro-30 Square Truss - Cross 90° + Down 5-way MILOS

- FQ30024HD** QCVF51 - heavy duty - F
- GQ30024HD** QCVU51 - heavy duty - G
- FQ30024** QCF51 - F
- GQ30024** QCU51 - G
- PQ30024** QCB51 - P



Pro-30 Square Truss - Cross 90° 4-way MILOS

- FQ30016HDB** QCV41 - heavy duty - F
- FQ30016B** QCF41 - F
- GQ30016HDB** QCV41 - heavy duty - G
- GQ30016B** QCU41 - G
- PQ30016B** QCB41 - P



Pro-30 Square Truss - Corner 90° Cross 4-way MILOS

- FQ30016HD** QCVF41 - heavy duty - F
- FQ30016B** QCF41 - F
- GQ30016HD** QCVU41 - heavy duty - G
- GQ30016B** QCU41 - G
- PQ30016B** QCB41 - P



Pro-30 Square Truss - T-Cross 90° 3-way MILOS

- FQ30017HDB** QTVF35 - heavy duty - F
- FQ30017B** QTF35 - F
- GQ30017HDB** QTVU35 - heavy duty - G
- GQ30017B** QTU35 - G
- PQ30017B** QTB 35 - P



Pro-30 Square Truss - T-Cross 90° 3-way MILOS

- FQ30017HD** QTVF35 - heavy duty - F
- FQ30017B** QTF35 - F
- GQ30017HD** QTVU35 - heavy duty - G
- GQ30017B** QTU35 - G
- PQ30017B** QTB35 - P




Pro-30 Square Truss - T-cross 90° + Down 4-way MILOS

- FQ30020HDB** QLV40 - heavy duty - F
- FQ30020B** QLF40 - F
- GQ30020HDB** QLV40 - heavy duty - G



Pro-30 Square Truss - T-cross 90° + Down 4-way MILOS

- FQ30020HD** QLVF40 - heavy duty - F
- FQ30020B** QLF40 - F
- GQ30020HD** QLVU40 - heavy duty - G
- GQ30020B** QLU40 - G
- PQ30020B** QLB40 - P




Pro-30 Square

Truss

Straight Pro-30 Square Truss Black

Straight 500 mm	MILOS	Straight 710 mm	MILOS	Straight 1000 mm	MILOS	Straight 1500 mm	MILOS
FQ30050HDB QTVF500 - heavy duty - F		FQ30071B QTF710 - F		FQ30100HDB QTVF1000 - heavy duty - F		FQ30150B QTF1500 - F	
FQ30050B QTF500 - F		GQ30071B QTVU710 - G		FQ30100B QTF1000 - F		FQ30150HDB QTVF1500 - heavy duty - F	
GQ30050HDB QTVU500 - heavy duty - G				GQ30100HDB QTVU1000 - heavy duty - G		GQ30150B QTVU1500 - G	
GQ30050B QTVU500 - G				GQ30100B QTVU1000 - G		GQ30150HDB QTVU1500 - heavy duty - G	
PQ30050B QTB500 - P				PQ30100B QTB1000 - P			
Straight 2000 mm	MILOS	Straight 2500 mm	MILOS	Straight 3000 mm	MILOS	Straight 4000 mm	MILOS
FQ30200HDB QTVF2000 - heavy duty - F		FQ30250B QTF2500 - F		FQ30300HDB QTVF3000 - heavy duty - F		FQ30400B QTF4000 - F	
FQ30200B QTF2000 - F		FQ30250HDB QTVF2500 - heavy duty - F		FQ30300B QTF3000 - F		FQ30400HDB QTVF4000 - heavy duty - F	
GQ30200HDB QTVU2000 - heavy duty - G		GQ30250B QTVU2500 - G		GQ30300HDB QTVU3000 - heavy duty - G		GQ30400B QTVU4000 - G	
GQ30200B QTVU2000 - G		GQ30250HDB QTVU2500 - heavy duty - G		GQ30300B QTVU3000 - G		GQ30400HDB QTVU4000 - heavy duty - G	
PQ30200B QTB2000 - P		PQ30250B QTB2500 - P		PQ30300B QTB3000 - P		PQ30400B QTB4000 - P	



Straight Pro-30 Square Truss Silver

Straight 290 mm	MILOS	Straight 500 mm	MILOS	Straight 710 mm	MILOS	Straight 1000 mm	MILOS
FQ30029 QTF290 - F		FQ30050HD QTVF500 - heavy duty - F		FQ30071 QTF710 - 710 mm - silver - F		FQ30100HD QTVF1000 - heavy duty - F	
GQ30029 QTVU290 - G		FQ30050 QTF500 - F		GQ30071 QTVU710 - G		FQ30100 QTF1000 - F	
PQ30029 QTB290 - P		GQ30050HD QTVU500 - heavy duty - G		PQ30071 QTB710 - P		GQ30100HD QTVU1000 - heavy duty - G	
		GQ30050 QTVU500 - G				GQ30100 QTVU1000 - G	
		PQ30050 QTB500 - P				PQ30100 QTB1000 - P	
Straight 1500 mm	MILOS	Straight 2000 mm	MILOS	Straight 2500 mm	MILOS	Straight 3000 mm	MILOS
FQ30150HD QTVF1500 - heavy duty - F		FQ30200HD QTVF2000 - heavy duty - F		FQ30250HD QTVF2500 - heavy duty - F		FQ30300HD QTVF3000 - heavy duty - F	
FQ30150 QTF1500 - F		FQ30200 QTF2000 - F		FQ30250 QTF2500 - F		FQ30300 QTF3000 - F	
GQ30150HD QTVU1500 - heavy duty - G		GQ30200HD QTVU2000 - heavy duty - G		GQ30250HD QTVU2500 - heavy duty - G		GQ30300HD QTVU3000 - heavy duty - G	
GQ30150 QTVU1500 - G		GQ30200 QTVU2000 - G		GQ30250 QTVU2500 - G		GQ30300 QTVU3000 - G	
PQ30150 QTB1500 - P		PQ30200 QTB2000 - P		PQ30250 QTB2500 - P		PQ30300 QTB3000 - P	
Straight 4000 mm	MILOS	Straight 5000 mm	MILOS				
FQ30400HD QTVF4000 - heavy duty - F		FQ30500 QTF5000 - F					
FQ30400 QTF4000 - F		GQ30500 QTVU5000 - G					
GQ30400HD QTVU4000 - heavy duty - G		PQ30500 QTB5000 - P					
GQ30400 QTVU4000 - G							
PQ30400 QTB4000 - P							



Square Truss Circle 2 m MILOS

- FQ30C2** CrQTFd2000 - diametre 2 m - F
- GQ30C2** CrQTUd2000 - diametre 2 m - G
- PQ30C2** CrQTBd2000 - diametre 2 m - P

FQ30 Square Truss Circle 4 m MILOS

- FQ30C4** CrQTFd4000 - diametre 4 m - F
- GQ30C4** QTUd4000 - diametre 4 m - G
- PQ30C4** CrQTBd4000 - diametre 4 m - P

GQ30 Square Truss Circle 8 m MILOS

- GQ30C8** QTUd8000 - diametre 8 m - G
- PQ30C8** CrQTBd8000 - diametre 8 m - P



FT30 Triangle Truss Circle 2 m MILOS

- FT30C2** CrSTFd2000 - diametre 2 m - F
- GT30C2** CrSTUd2000 - diametre 2 m - G
- PT30C2** STBd2000 - diametre 2 m - P

FT30 Triangle Truss Circle 4 m MILOS


- FT30C4** CrSTFd4000 - diametre 4 m - F
- GT30C4** CrSTUd4000 - diametre 4 m - G
- PT30C4** STBd4000 - diametre 4 m - P

FT30 Triangle Truss Circle 6 m MILOS

- FT30C6** CrSTFd6000 - diametre 6 m - F

FT30 Triangle Truss Circle 8 m MILOS

- FT30C8** CrSTFd8000 - diametre 8 m - F



Pro-35 Rectangular
Truss

Pro-35 Rectangular F Truss - Multicube MILOS

- FQ35MC** RC-M290/390-HD



Pro-35 Rectangular F Truss - M290x390 - Straight - Heavy Duty MILOS


- FQ35050** RTLF500 - 0.5 m
- FQ35100** RTLF1000 - 1.0 m
- FQ35150** RTLF1500 - 1.5 m
- FQ35200** RTLF2000 - 2.0 m
- FQ35250** RTLF2500 - 2.5 m
- FQ35300** RTLF3000 - 3.0 m
- FQ35400** RTLF4000 - 4.0 m



Pro-40 Square Truss


Pro-40 Square Truss - Corner 45° - Heavy Duty MILOS

FQ40001HD QCLF19 - F
GQ40001HD QCLU19 - G




Pro-40 Square Truss - Corner 60° - Heavy Duty MILOS

FQ40002HD QCLF20 - F
GQ40002HD QCLU20 - G




Pro-40 Square Truss - Corner 90° - Heavy Duty MILOS

FQ40003HD QCLF21 - F
GQ40003HD QCLU21 - G




Pro-40 Square Truss - Corner 3-way 90° - Heavy Duty MILOS

FQ40012HD QLLF30 - F
GQ40012HD QLLU30 - G




Pro-40 Square Truss - Cross 90° 4-way - Heavy Duty MILOS

FQ40016HD QCLF41 - F
GQ40016HD QCLFU41 - G




Pro-40 Square Truss - Corner 120° - Heavy Duty MILOS

FQ40004HD QCLF22 - F
GQ40004HD QCLU22 - G




Pro-40 Square Truss - Corner 135° - Heavy Duty MILOS

FQ40005HD QCLF23 - F
GQ40005HD QCLU23 - G




Pro-40 Square Truss - T-Cross 90° 3-way - Heavy Duty MILOS

FQ40017HD QTLF35 - F
GQ40017HD QTLU35 - G




Pro-40 Square Truss - T-cross 90° + Down 4-way - Heavy Duty MILOS

FQ40020HD QLLF40 - F
GQ40020HD QLLU40 - G



Pro-40 Square Truss - Cross 90° + Down 5-way - Heavy Duty MILOS

FQ40024HD QCLF51 - F
GQ40024HD QCLU51 - G



Straight Pro-40 Heavy Duty Truss

Straight 500 mm MILOS

FQ40050HD QTLF500 - F
GQ40050HD QTLU500 - G

Straight 1500 mm MILOS

FQ40150HD QTLF1500 - F
GQ40150HD QTLU1500 - G

Straight 2500 mm MILOS

FQ40250HD QTLF2500 - F
GQ40250HD QTLU2500 - G

Straight 4000 mm MILOS

FQ40400HD QTLF4000 - F
GQ40400HD QTLU4000 - G

Straight 1000 mm MILOS

FQ40100HD QTLF1000 - F
GQ40100HD QTLU1000 - G

Straight 2000 mm MILOS

FQ40200HD QTLF2000 - F
GQ40200HD QTLU2000 - G

Straight 3000 mm MILOS

FQ40300HD QTLF3000 - F
GQ40300HD QTLU3000 - G



FLQ30 LED Screens Truss

SHOWGEAR

FLQ30050 500 mm - black
FLQ30300 3000 mm - black
FLQ30100 1000 mm - black
FLQ30200 2000 mm - black





MT-1 Tower 7.5 m

MT1-F for F Series truss

MT1-G for G Series truss

MILOS

Specifications:

Height (m):	7.5 m
Width (m):	2.876 m
Depth (m):	2.876 m
Size:	290 mm x 290 mm
Ø Main Tube:	48 x 3 mm
Weight:	201 kg
Truss Sys.:	F



Compact Fly Tower

70890

MILOS

Specifications:

Width (m):	2.5 m
Depth (m):	2 m
Size:	290 mm x 290 mm
Ø Main Tube:	48 x 3 mm
Weight:	150 kg
Truss Sys.:	P

MR1 Roof System incl. B1 canopy

MR164 6 x 4 m

MILOS

Specifications:

Height (m):	5.96 m
Width (m):	6.06 m
Depth (m):	5.43 m
Inner Width:	6000 mm
Inner Depth:	4400 mm
Size:	290 mm x 290 mm
Ø Main Tube:	48 x 3 mm
Weight:	1034 kg
Truss Sys.:	FGP



MR1 Roof System incl. B1 canopy

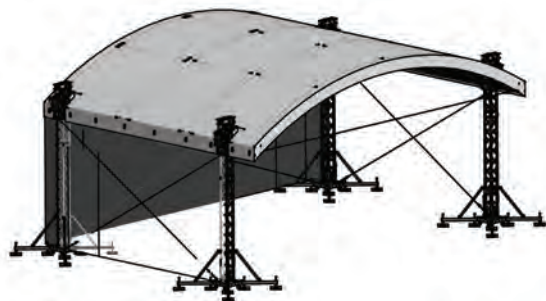
MR186 8 x 6 m

MILOS

Specifications:

Height (m):	5.96 m
Width (m):	9.06 m
Depth (m):	7.48 m
Inner Width:	8000 mm
Inner Depth:	6400 mm
Size:	290 mm x 290 mm
Ø Main Tube:	48 x 3 mm
Weight:	1344 kg
Truss Sys.:	FGP





MR1T Roof System incl. B1 canopy

MR1T106 10 x 6 m

MILOS

Specifications:

Height (m): 5.91 m
 Width (m): 12.83 m
 Depth (m): 8.48 m
 Inner Width: 1050 mm
 Inner Depth: 6150 mm
 Size: 290 mm x 290 mm
 Ø Main Tube: 48 x 3 mm
 Weight: 1834 kg
 Truss Sys.: FGP



MR2 Roof System incl. B1 canopy

MR2106 10 x 6 m

MILOS

Specifications:

Height (m): 9.43 m
 Width (m): 12.74 m
 Depth (m): 10.97 m
 Inner Width: 1042 mm
 Inner Depth: 6.65 mm
 Size: 290 mm x 290 mm
 Ø Main Tube: 48 x 3 mm
 Weight: 1785 kg
 Truss Sys.: FGP



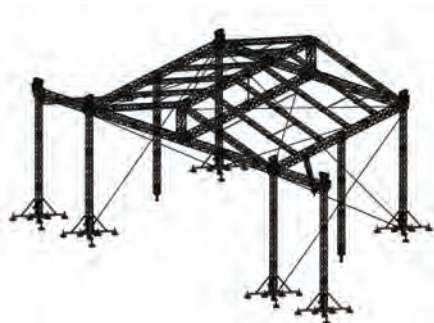
MR2 Roof System incl. B1 canopy

MR2108 10 x 8 m

MILOS

Specifications:

Height (m): 9.43 m
 Width (m): 12.74 m
 Depth (m): 10.97 m
 Inner Width: 10420 mm
 Inner Depth: 8.65 mm
 Size: 290 mm x 290 mm
 Ø Main Tube: 48 x 3 mm
 Weight: 1950 kg
 Truss Sys.: FGP



MR2 Roof System incl. PA Wings B1 canopy

MR21210PA 12 x 10 m

MILOS
























Specifications:

Height (m): 9.43 m
 Width (m): 12.74 m
 Depth (m): 10.97 m
 Size: 290 mm x 290 mm
 Ø Main Tube: 48 x 3 mm
 Weight: 2100 kg
 WLL (kg): 3480 kg
 Truss Sys.: FGP




Truss Accessories

Truss

<p>Half Connector male PQ + pin MILOS</p> <p>CON63PIN PIN-CON63</p> 	<p>Metal Deco-20 Triangle - Base Plate SHOWGEAR</p> <p>MDT20BP For MDT</p> 	<p>Truss Transport Clip Pro-30 truss MILOS</p> <p>73056 TRA-CLI-2XD50 - Black</p> 	<p>Truss Carrier for Pro-30 SHOWGEAR</p> <p>73057 Rubber</p> 
<p>Truss Castor for Pro-30 SHOWGEAR</p> <p>73052 3 Swiveling Castors</p> 	<p>Single Tube Cube MILOS</p> <p>STC50 Cube UNI - without half Connectors</p> 	<p>Single Tube Hinge MILOS</p> <p>STH50 Hinge UNI - without half Connectors</p> 	<p>Book Corner Pro-30 Truss MILOS</p> <p>BC30 QBB1 - Receivers or half Connectors not included</p> 
<p>Stabiliser Base with Wheels SHOWGEAR</p> <p>70030 Steel</p> 	<p>Safety Spring MILOS</p> <p>22SPRING SRP M - Deco-22 Truss</p> 	<p>Deco-22 Truss - Pin MILOS</p> <p>PIN22 PM - Conical</p> 	
<p>Deco-22 Truss - Pin MILOS</p> <p>PIN22M6 PM M6 - Conical - with M6 Thread</p> 	<p>Decotruss Conical Spigot MILOS</p> <p>DA22CS CCM</p> 	<p>Deco-22 Triangle truss - Triangle MILOS</p> <p>DT22BP MWPT - female</p> 	<p>Deco-22 Triangle truss - Triangle MILOS</p> <p>DT22BP2 MWPTC - male</p> 
<p>Deco-22 Quatro Truss - Square MILOS</p> <p>DQ22BP MWPC - female</p> 	<p>Deco-22 Quatro Truss - Square MILOS</p> <p>DQ22BP2 MWPC - male</p> 	<p>Safety Spring MILOS</p> <p>30SPRING SRP B - Pro-30 P/F/G Truss</p> 	<p>G<>F Truss Adapter MILOS</p> <p>PACSGF CCF/U</p> 
<p>G<>P Truss Adapter MILOS</p> <p>PACSGP CCB/U</p> 	<p>P<>F Truss Adapter MILOS</p> <p>PACSPF CCB/F</p> 	<p>Pro-30 P/F/G Truss - Pin MILOS</p> <p>PIN30 PB - Conical</p> 	<p>Pro-30 P/F/G Truss - Pin SHOWGEAR</p> <p>PIN30M8 Conical, with M8 Thread</p> 

Drop Arm Set SHOWGEAR

70020	50-85 cm, black
70021	100-135 cm black
70022	150-185 cm black




Truss Top Ring 1000 mm MILOS

70497	F-system - F
70498	U-system - G
70499	P system - P




Truss Carrier Pro-30 SHOWGEAR

73051	Black
73050	White



Truss Protection Ring for 48 - 52 mm tube SHOWGEAR

73055	Black
73054	Grey




Aluminium Arm Coupler 500 mm MILOS

75201	CELL213L2 - black
75200	CELL213L2 - silver




Half Connector Male M10 MILOS

BPFACS10	CON88F - F
BPGACS10	CON88U - G
BPPACS10	CON88B - P




Half Connector Male M12 MILOS

CON63F	CON63F - F
CON63U	CON63U - G
CON63	CON63B - P




Deco-22 Truss - Spacer MILOS

DASP10	CC MD 10 - 10 mm
DASP20	CC MD 20 - 20 mm




Half Conical Spigot M12 MILOS

FACS12	CCF M12 - F
GACS12	CCU M12 - G
PACS12	CCB M12 - P




Pro-30 Square F Truss - Female Multicube Receiver MILOS

FQ30MCFC	CON25F - F
PQ30MCFC	CON25B - P
GQ30MCFC	CON25U - G




Pro-30 Step - male base plate MILOS

FS30BP2	FWPDC - F
PS30BP2	BWPDC - P
GS30BP2	UWPDC - G



H-Downrigger SHOWGEAR

70473	F Truss - Aluminium
70474	G Truss - Aluminium
70473B	F Truss - Black
70474B	G Truss - Black



Truss Accessories

Truss

Multi Cube Eco

MILOS


- MC30GFB** QC-M290 - Black (GQ/FQ)
- MC30PB** QC-M290B - Black (PQ)
- MC30GF** QC-M290U - Alu (GQ/FQ)
- MC30P** QC-M290B - Alu (PQ)



Pro-30 Square Truss - Square Base Plate Female

MILOS


- FQ30BP** FWPQ - F
- GQ30BP** UWPQ - G
- PQ30BP** BWPQ - P



Pro-30 Square Truss - Square Base Plate Male

MILOS

- FQ30BP2** FWPQC - F
- GQ30BP2** UWPQC - G
- PQ30BP2** BWPQC - P



Pro-30 F Truss - Spacer

MILOS

- FASP10** CCFD10 - 10 mm
- FASP20** CCFD20 - 20 mm
- FASP30** CCFD30 - 30 mm
- FASP40** CCFD40 - 40 mm
- FASP50** CCFD50 - 50 mm



Pro-30 G Truss - Spacer

MILOS

- GASP10** CCUD10 - 10 mm
- GASP20** CCUD20 - 20 mm
- GASP30** CCUD30 - 30 mm
- GASP40** CCUD40 - 40 mm
- GASP50** CCUD50 - 50 mm



Pro-30 P Truss - Spacer

MILOS

- PASP10** CCBD10 - 10 mm
- PASP20** CCBD20 - 20 mm
- PASP30** CCBD30 - 30 mm
- PASP40** CCBD40 - 40 mm
- PASP50** CCBD50 - 50 mm



Pro-30 Step F Truss - Step base plate Female

MILOS

- FS30BP** FWPD - F
- GS30BP** UWPD - G
- PS30BP** BWPD - P



Pro-30 Triangle F Truss - Triangle base plate Female

MILOS

- FT30BP** FWPT - F
- GT30BP** UWPT - G
- PT30BP** BWPT - P



Pro-30 Triangle F Truss - Triangle base plate Male

MILOS

- FT30BP2** FWPTC - F
- GT30BP2** UWPTC - G
- PT30BP2** BWPTC - P



Pro-30 Square - Multicube Connector M12

MILOS

- FQ30MCMC** CON56F - F
- GQ30MCMC** CON56U - G
- PQ30MCMC** CON56B - P



Single Downrigger

SHOWGEAR

- 70477B** Black (FT/FQ)
- 70478B** Black (GT/GQ)
- 70477** Alu (FT/FQ)
- 70478** Alu (GT/GQ)



Pro-30 F Truss - Conical spigot

MILOS

- FACSM** CCF - F
- GACSM** CCU - G
- PACSM** CCB - P



T-Downrigger

SHOWGEAR

- 70475B** Black (FT/FQ)
- 70476B** Black (GT/GQ)
- 70475** Alu (FT/FQ)
- 70476** Alu (GT/GQ)



Universal Baseplate

WENTEX

- BP600** 600 x 600 mm
- BP800** 800 x 800 mm



Truss Insert Ring

SHOWGEAR

- 70502** 80 cm - FQ System
- 70503** 80 cm - GQ System
- 70504** 115 cm - FQ System
- 70505** 115 cm - GQ System
- 70506** 145 cm - FQ System
- 70507** 145 cm - GQ System



Truss Tower

SHOWGEAR

- 70000** 1.0 m
- 70001** 1.5 m
- 70002** 2.0 m



Truss Tower Spare Cloth

SHOWGEAR

- 700004** 1 m, black
- 700014** 1.5 m, black
- 700024** 2 m, black
- 700003** 1 m, white
- 700013** 1.5 m, white
- 700023** 2 m, white



Mobile DJ Truss Stand

70148

SHOWGEAR


Specifications:

Width (mm): 3680 mm
Height (mm): 2600 mm

Length (m): 1 m
Ø Main Tube: 50 mm
Weight: 36 kg

FEATURES:

- Heavy duty stand
- Quick and easy to build
- Compact and lightweight
- Compatible with GS system



Chain Hoists

Rigging



Chain Hoist 250 kg manual

- 70249** Lifting height 7 m
- 70224** Lifting height 8 m
- 70225** Lifting height 10 m
- 70226** Lifting height 12 m

ELLER

Specifications:

Chain:	Grade 80
Lift Height:	7 m
WLL (T):	0.25 T
Length (mm):	95 mm
Height (mm):	259 mm
Width (mm):	100 mm
Weight:	4 kg



Chain Hoist 500 kg VBG-8 economy manual

- 70463** Lifting height 8 m
- 70464** Lifting height 10 m
- 70465** Lifting height 12 m

ELLER

Specifications:

Chain:	Grade 80
Lift Height:	7 m
WLL (T):	0.25 T
Length (mm):	95 mm
Height (mm):	259 mm
Width (mm):	100 mm
Weight:	4 kg



Chain Hoist 1000 kg VBG-8 economy

- 70466** Lifting height 8 m
- 70467** Lifting height 10 m
- 70468** Lifting height 12 m

ELLER

Specifications:

Chain:	Grade 80
Lift Height:	7 m
WLL (T):	0.25 T
Length (mm):	95 mm
Height (mm):	259 mm
Width (mm):	100 mm
Weight:	4 kg



Manual Chain Hoist 1000 kg

- 70255** Lifting height 3 m
- 70256** Lifting height 6 m
- 70229** Lifting height 8 m
- 70257** Lifting height 10 m
- 70230** Lifting height 12 m

ELLER

Specifications:

Chain:	Grade 80
Lift Height:	7 m
WLL (T):	0.25 T
Length (mm):	95 mm
Height (mm):	259 mm
Width (mm):	100 mm
Weight:	4 kg

Manual Chain Hoist 500 kg

- 70250** Lifting height 3 m
- 70251** Lifting height 6 m
- 70227** Lifting height 8 m
- 70252** Complete Lifting height 10 m
- 70228** Lifting height 12 m

ELLER

Specifications:

Chain:	Grade 80
Lift Height:	7 m
WLL (T):	0.25 T
Length (mm):	95 mm
Height (mm):	259 mm
Width (mm):	100 mm
Weight:	4 kg



PLE-30-40 - Direct Control Chain Hoist Controller - Box version

- 70236** 4-Channel
- 70237** 8-Channel

Specifications:

Pwr. Supp.:	400 VAC 3 Phase
Rated Curr. (A):	10 A
Pwr. Conn. In.:	CEE5P 32 A
Pwr. Conn. Out.:	CEE4P 16A / HAN16 Out
MCD Rated Curr.:	10 A
MCB Class:	Class D
RCCB Class:	C
Length (mm):	550 mm
Height (mm):	220 mm
Width (mm):	465 mm
Weight:	11.75 kg



PLE-30-040 - Direct Control Chain Hoist Controller

- 70282** 4-Channel
- 70283** 8-Channel

ELLER

Specifications:

Pwr. Supp.:	400 VAC 3 Phase
Pwr. Conn. In.:	CEE5P 32 A
Pwr. Conn. Out.:	CEE4P 16A / HAN16 Out
MCD Rated Curr.:	10 A
MCB Class:	Class D
Length (mm):	483 mm
Height (mm):	200 mm
Width (mm):	178 mm
Weight:	10 kg
R.U.:	4 U

Chain Hoists Rigging



CM Lodestar New Line 500 kg

70710 20 m chain, Direct Control (DC)

LODESTAR

Specifications:

Pwr. Supp.:	400 VAC 3 Phase
Pwr. Conn. In.:	CEE4P 16 A
Speed:	4 m/min
SF:	5:1
Lift Height:	20 m
WLL (T):	0.5 T
Length (mm):	530 mm
Height (mm):	168 mm
Width (mm):	220 mm
Weight:	30 kg



CM Lodestar New Line 1000 kg

70711 20 m chain, Direct Control (DC)

LODESTAR

Specifications:

Pwr. Supp.:	400 VAC 3 Phase
Pwr. Conn. In.:	CEE4P 16 A
Speed:	4 m/min
Lift Height:	20 m
WLL (T):	1 T
Length (mm):	582 mm
Height (mm):	208 mm
Width (mm):	320 mm
Weight:	50 kg



ChainMaster RiggingLift D8 Plus 250

CM250-3470-18

Traglast nach D8 Plus: 250 kg
 Geschwindigkeit (m/min): ca. 4
 Direktsteuerung 400V, 3ph, 50Hz
 1m Kabel mit CEE-16/4
 18.75m schwarze Kette 4x12 nach EN 818-7-DAT (mm) für ca. 18.25m Hubhöhe
 Sicherheitsfaktor Kette: min. 8:1
 nach SQP2 / 10-2018
 exakte Kettenführung mit 5 - Taschen Kettenrad
 2 unabhängige Gleichstrom-Bremsen
 Patentierte Rutschkupplung für Überlastschutz,
 Rutschkupplung nicht im Kraftfluss angeordnet
 Lasthaken: 1-strängig / drehbar
 Aufhängung: Hakenaufhängung
 Einbaulage: Kletter- & Stationärbetrieb
 Schutzgrad: IP 55
 Kettenspeicher: Flip Bag 4/20
 Gewicht ohne Kette (kg): ca. 16
 Motorleistung (kW) : ca. 0,18
 Stromaufnahme (A): ca. 0,65
 Triebwerksgruppe / FEM9.511: 1Bm / 25% ED
 Farbe : Schwarz, RAL 9005



ChainMaster RiggingLift D8 Plus 500

CM500-3470-18

Traglast nach D8 Plus: 500 kg
 Geschwindigkeit (m/min): ca. 4
 Direktsteuerung 400V, 3ph, 50Hz
 1m Kabel mit CEE-16/4
 18.75m schwarze Kette 5,4x15 nach EN 818-7-DAT (mm) für ca. 18.25m Hubhöhe
 Sicherheitsfaktor Kette: min. 8:1
 nach SQP2 / 10-2018
 exakte Kettenführung mit 5 - Taschen Kettenrad
 2 unabhängige Gleichstrom-Bremsen
 Patentierte Rutschkupplung für Überlastschutz,
 Rutschkupplung nicht im Kraftfluss angeordnet
 Lasthaken: 1-strängig / drehbar
 Aufhängung: Hakenaufhängung
 Einbaulage: Kletter- & Stationärbetrieb
 Kunststoff-Tragegriffe: montiert
 Schutzgrad: IP 55
 Kettenspeicher: Flip Bag 5/20 - 7/10
 Gewicht ohne Kette (kg): ca. 22
 Motorleistung (kW) : ca. 0,37
 Stromaufnahme (A): ca. 1,40
 Triebwerksgruppe / FEM9.511: 1Bm / 40% ED
 Farbe : Schwarz, RAL 9005



Chain Hoists Rigging



Chain Bag for Chain Hoist 0.25T

70279 150 mm x 200 mm

ELLER

Specifications:

Length (mm):	150 mm
Height (mm):	220 mm
Width (mm):	150 mm
Weight:	0.745 kg



Chain Bag for Chain Hoist 0.5T

70278 175 mm x 225 mm

ELLER

Specifications:

WLL (T):	0.5 T
Length (mm):	175 mm
Height (mm):	225 mm
Width (mm):	175 mm
Weight:	0.745 kg



Chain Bag for Chain Hoist 1T

70277 190 mm x 370 mm

ELLER

Specifications:

WLL (T):	1 T
Length (mm):	200 mm
Height (mm):	370 mm
Width (mm):	200 mm
Weight:	0.745 kg



Chain Bag for Chain Hoist

70245 260 mm x 700 mm

SHOWGEAR

Specifications:

Length (mm):	260 mm
Height (mm):	700 mm
Width (mm):	260 mm
Weight:	0.9 kg



Chain Bag for Chain Hoist small

70242 250 mm x 460 mm

SHOWGEAR

Specifications:

Length (mm): 460 mm
Height (mm): 150 mm
Width (mm): 250 mm
Weight: 1.46 kg



Chain Bag for Chain Hoist medium

70243 260 mm x 560 mm

SHOWGEAR

Specifications:

Length (mm): 560 mm
Height (mm): 150 mm
Width (mm): 260 mm
Weight: 1.46 kg



Clamps Rigging

Quick Lock Bracket for Spectral M800 / Revo

SHOWTEC

43639 Clamp



10 - 55 mm Multigrip Clamp

SHOWTEC

75132 SWL: 25 kg, black, TÜV



Spigot for Multigrip Clamp

SHOWTEC


75133 M10 x 25 mm



Spigot for Multigrip Clamp

SHOWTEC

75134 3 / 8" - 16 mm



Separate Slide Part SHOWGEAR

70382 10 mm mounting



Qwiqr Quick Release Adaptor SHOWGEAR

75140 SWL: 50 kg, 10 mm mounting



32 mm Pipe Clamp SHOWGEAR

70121 SWL: 20 kg, Steel, black



Stand Mount for 50 mm Tube SHOWGEAR

70495 Inc. 28 mm TV Spigot, Adjustable 200 - 400 mm, black
Specifications:

SWL: 200Kg
Distance offset: 197 ~ 402 mm
Width: 76mm
Tube: 48 ~ 51mm
Spigot: 28mm



Bracket for Sunstrip LED, Pixelbar 16 Q6 & Edison Series SHOWGEAR

75150 SWL: 150 kg, Aluminium, 106 mm



50 mm Heavy Duty Pipe Clamp SHOWGEAR

70109S SWL: 30 kg, Steel, silver

70109B SWL: 30 kg, Steel, black



50 mm Heavy Duty Pipe Clamp SHOWGEAR

75008S SWL: 30 kg, Steel, silver

75008B SWL: 30 kg, Steel, black



Tent Clamp SHOWGEAR

70370 SWL: 150 kg, Zinc, silver

70370B SWL: 150 kg, Zinc, black



Mini Tent Clamp SHOWGEAR

70390 SWL: 15 - 25 kg, Metal, silver

70390B SWL: 15 - 25 kg, Metal, Black



Slide Complete SHOWGEAR

70381 SWL: 100 kg, 10 mm mounting



50 mm Universal PVC Pipe Clamp SHOWGEAR

70114 SWL: 30 kg, PVC, black



50 mm Pipe Clamp Long with Protection SHOWGEAR

70099 SWL: 20 kg, Steel, black



Clamps Rigging

50 mm SlimLine Half Coupler

SHOWGEAR

- 75001S** SWL: 100 kg, Aluminium, silver
- 75001B** SWL: 100 kg, Aluminium, black



50 mm Half Coupler

SHOWGEAR

- 75003** SWL: 300 kg, Aluminium, silver
- 75003B** SWL: 300 kg, Aluminium, black



32 mm Compact Half Coupler

SHOWGEAR

- 75000S** SWL: 50 kg, Aluminium, silver
- 75000B** SWL: 50 kg, Aluminium, black



50 mm Quick Coupler

SHOWGEAR

- 75006** SWL: 100 kg, Aluminium, silver
- 75006B** SWL: 100 kg, Aluminium, black



50 mm Compact Half Coupler

SHOWGEAR

- 75002B** SWL: 150 kg, Aluminium, black
- 75002** SWL: 150 kg, Aluminium, silver



50 mm Q-Trigger Coupler

SHOWGEAR

- 75007S** SWL: 100 kg, Aluminium, silver
- 75007B** SWL: 100 kg, Aluminium, black



50 mm Swivel Coupler

SHOWGEAR

- 75005** SWL: 500 kg, Aluminium, silver
- 75005B** SWL: 500 kg, Aluminium, black



50 mm Compact Swivel Coupler

SHOWGEAR

- 75004** SWL: 300 kg, Aluminium, silver
- 75004B** SWL: 300 kg, Aluminium, black



50 mm Universal Moving Head Clamp


SHOWGEAR

- 70368** SWL: 75 kg, mounting 72 mm - 194 mm




50 mm Quick Coupler SHOWTEC

75110 SWL: 150 kg, Aluminium, silver
75111 SWL: 150 kg, Aluminium, black




32 mm Half Coupler SHOWTEC

75050 SWL: 100 kg, Aluminium, silver
75051 SWL: 100 kg, Aluminium, black



50 mm Half Coupler SHOWTEC

75060 SWL: 500 kg, Aluminium, silver
75061 SWL: 500 kg, Aluminium, black




50 mm Fast Coupler SHOWTEC

75100 SWL: 150 kg, Aluminium, silver
75101 SWL: 150 kg, Aluminium, black




50 mm Half Coupler + Eye SHOWTEC

75070 SWL: 340 kg, Aluminium, silver
75071 SWL: 340 kg, Aluminium, black




50 mm Half Coupler + Eye SHOWTEC

75072 SWL: 230 kg, Aluminium, silver
75073 SWL: 230 kg, Aluminium, black




50 mm Compact Coupler SHOWTEC

75080 SWL: 75 kg, Aluminium, silver
75081 SWL: 75 kg, Aluminium, black




50 mm Half Coupler SHOWTEC

75062 SWL: 300 kg, Aluminium, silver
75063 SWL: 300 kg, Aluminium, black




50 mm Swivel Coupler SHOWTEC

75092 SWL: 300 kg, Aluminium, silver
75093 SWL: 300 kg, Aluminium, black



50 mm Swivel Coupler SHOWTEC

75090 SWL: 500 kg, Aluminium, silver
75091 SWL: 500 kg, Aluminium, black



Clamps Rigging

50 mm Half Coupler

DOUGHTY

70301 SWL: 500 kg, Metal, silver



50 mm Half Coupler

DOUGHTY

70308 SWL: 750 kg, Metal, silver



50 mm Half Coupler

DOUGHTY

70302 SWL: 750 kg, Metal, silver



50 mm Slimline Coupler

DOUGHTY

70377 SWL: 750 kg, Aluminium, black



32 mm Swivel Coupler

DOUGHTY

70313 SWL: 100 kg, Aluminium, silver



32 mm Half Coupler

DOUGHTY

70311 SWL: 100 kg, Aluminium, silver



50 mm Swivel Coupler

DOUGHTY

70306 SWL: 750 kg, Aluminium, silver



50 mm Swivel Coupler

DOUGHTY

70305 SWL: 500 kg, Aluminium, silver



32 mm Half Coupler with Lifting Eye

DOUGHTY

70312 SWL: 100 kg, Aluminium, silver



50 mm Half Coupler with Lifting Eye

DOUGHTY

70307 SWL: 340 kg, Aluminium, silver



50 mm Half Coupler with Lifting Eye

DOUGHTY

70303 SWL: 340 kg, Aluminium, silver



50 mm Trigger Clamp

DOUGHTY

70322 SWL: 200 kg, Aluminium, silver



50 mm TV Quick Clamp DOUGHTY

70314 SWL: 250 kg, Aluminium, 29 mm Receiver



50 mm Half Coupler with TV Spigot DOUGHTY

70304 SWL: 200 kg, Aluminium, 28 mm TV Spigot



51 mm Claw Clamp DOUGHTY

70323 SWL: 100 kg, Aluminium, for 47 mm plug




Stand Mount for 50 mm Tube DOUGHTY

70324 Inc. 28 mm TV Spigot, Adjustable 200 - 400 mm, black
70324S Adjustable 200 - 400 mm, silver



Stand Adapter for 29 mm Spigot DOUGHTY

70325 SWL: 50 kg, Metal, for 32mm stand tube




Stand Mount for 50 mm Step Truss DOUGHTY

70326 SWL: 200 kg, Steel, 28 mm Spigot, 200 - 400 mm support




LWH-1 LED Wall Hanger for Pro-30 / 40 truss SHOWGEAR

75210 SWL: 500 kg, Metal, black




50 mm Quicktrigger Slimline basic DOUGHTY

70315 SWL: 100 kg, Aluminium, black
70315S SWL: 100 kg, Aluminium, silver




50 mm Universal Truss Hook Clamp DOUGHTY

70328 SWL: 40 kg, Metal, silver



32 mm Mini Pipe Clamp long DOUGHTY

70321 SWL: 15 kg, Metal, silver



28mm TV Spigot DOUGHTY

70398 SWL: 100 kg, Metal, M10



Space Saver DOUGHTY

70394 SWL: 100 kg, Aluminium, M10



50 mm Twenty Clamp DOUGHTY

70332 SWL: 20 kg, Aluminium, black



Safety Cables

Rigging

Safety Cable 3 mm, BGV-C1

SHOWGEAR

- 71700** WLL: 5 kg, 60 cm, black
- 71710** WLL: 8 kg, 100 cm, black



Safety Cable 4 mm, BGV-C1

SHOWGEAR

- 71701** WLL: 10 kg, 60 cm, black
- 71711** WLL: 10 kg, 100 cm, black



Safety Cable 5 mm, BGV-C1

SHOWGEAR

- 71702** WLL: 15 kg, 60 cm, black
- 71712** WLL: 15 kg, 100 cm, black



Safety Cable 6 mm, BGV-C1

SHOWGEAR

- 71703** WLL: 20 kg, 60 cm, black
- 71713** WLL: 20 kg, 100 cm, black



Safety Cable

SHOWGEAR

- 70140** WLL: 40 kg, 50 cm, Ø 4 mm, silver
- 70141** WLL: 40 kg, 75 cm, Ø 6 mm, silver



Safety Cable with Safety Ring

SHOWGEAR

- 70147** WLL: 80 kg, 50 cm, Ø 4 mm, silver
- 70152** WLL: 80 kg, 75 cm, Ø 6 mm, silver



Safety Cable 3 mm, BGV-C1

SHOWGEAR

- 70170** WLL: 5 kg, 60cm, silver
- 70159** WLL: 20 kg, 60cm, silver



Safety Cable 5 mm, BGV-C1

SHOWGEAR

- 70169** WLL: 20 kg, 100cm, silver
- 70167** WLL: 36 kg, 100cm, silver
- 70168** WLL: 295 kg, 100cm, silver



Safety Cable 3 mm, BGV-C1

SHOWGEAR

- 70450** WLL: 20 kg, 60cm, silver
- 70451** WLL: 20 kg, 60cm, black
- 70452** WLL: 20 kg, 100cm, silver
- 70453** WLL: 20 kg, 100cm, silver



Safety Cable 4 mm, BGV-C1

SHOWGEAR

- 70454** WLL: 40 kg, 60cm, silver
- 70456** WLL: 40 kg, 60cm, black
- 70457** WLL: 40 kg, 60cm, black



Safety Cable 5 mm, BGV-C1

SHOWGEAR

- 70459** WLL: 60 kg, 60cm, silver
- 70460** WLL: 60 kg, 60cm, black
- 70461** WLL: 60 kg, 100cm, silver
- 70462** WLL: 60 kg, 100cm, black



Safety Cable 3 mm, BGV-C1

SHOWGEAR


- 70164** WLL: 5 kg, 60cm, silver



Black wire rope 6 mm, BGV-C1

SHOWGEAR

- 71750** WLL: 135 kg, with cable glider and 6m cable



Safety Cable 3 mm, Light Duty

SHOWGEAR

- 70110** WLL: 50 kg, 50 cm, black - Not Certified



Safety Cable 4 mm, Heavy Duty

SHOWGEAR

- 70111** WLL: 75 kg, 75 cm, black - Not Certified



Slings

Rigging

Sling 1 Ton WLL. Black

ELLER

- 70400** Working length 1 m
- 70401** Working length 1.5 m
- 70402** Working length 2 m
- 70403** Working length 3 m



Sling 2000 kg WLL - black

ELLER

- 70409** Working length 1 m
- 70410** Working length 1.5 m
- 70411** Working length 3 m



Steel Sling 1 Ton WLL. Black

ELLER

- 70412** Working length 0.5 m
- 70413** Working length 1 m
- 70414** Working length 1.5 m



Steel Sling 2 Ton WLL. Black

ELLER

- 70416** Working length 1 m
- 70417** Working length 1.5 m
- 70424** Working length 2 m



Steel 1 Ton WLL. - 10 mm 6 x 36 WS Core

ELLER

- 70440** Working length 1 m
- 70441** Working length 2 m
- 70442** Working length 3 m



Steel 1 Ton WLL. + PVC - 10 mm 6 x 36 WS Core

ELLER

- 70440P** Working length 1 m
- 70441P** Working length 2 m
- 70442P** Working length 3 m



Steel 2 Ton WLL. - 14 mm 6 x 36 WS Core

ELLER

- 70443** Working length 1 m
- 70444** Working length 2 m



Steel 2 Ton WLL. + PVC - 14 mm 6 x 36 WS Core

ELLER


- 70443P** Working length 1 m
- 70444P** Working length 2 m
- 70445P** Working length 3 m



Ellersafe - Full Body Entertainment Harness Set


ELLER

70604 Ellersafe



Petzl - Full Body Entertainment Harness Set

70605 Petzl



Beam Clamp

ELLER

- 70261** 1 Ton, 75 mm - 230 mm
- 70262** 2 Ton, 75 mm - 230 mm
- 70214** 3 Ton, 80 mm - 322 mm



Beam Clamp with Shackle

ELLER

70274 2 Ton, 80 mm - 190 mm



Beam Clamp with Shackle

ELLER

- 70275** 3 Ton, 127 mm - 350 mm
- 70276** 3000 kg Width 127-350 mm with shackle.



Ceiling Support with Shackle

MILOS

- 73060** 1 Ton, 290 - 400 mm, Aluminium
- 73060B** 1 Ton, 290 - 400 mm, Black



Cable Glider 50SV II M12

REUTLINGER

70433 WLL : 60 kg with Ø 4 mm, 90 kg with Ø 5 mm



Cable Glider 50SV II ZW Doughty Halfc. Slimline T58081

REUTLINGER

70435 WLL : 60 kg with Ø 4 mm, 90 kg with Ø 5 mm



Cable Glider 80SV II M20 Flying Eye 72 mm

REUTLINGER

70437 WLL : 60 kg with Ø 4 mm, 90 kg with Ø 5 mm



The Moustache Single Tube Clamp

SHOWGEAR

- 75120** Black
- 75121** Silver




Rigging Accessories

Rigging

50 mm Fix Clamp

SHOWGEAR

- 75122** Silver
- 75123** Black



Stage Weight 12.5 kg

SHOWGEAR

- 70392** 5 m



Strap 25 mm

ELLER

- 71000** 3 m
- 71001** 5 m



Strap 25 mm

ELLER

- 71010** 5 m, 500 kg



Strap 35 mm

ELLER

- 71011** 3 m, 3000 kg
- 71012** 5 m, 3000 kg



Strap 50 mm

ELLER

- 71013** 9 m, 5000 kg



Double Strap 25mm

ELLER

- 71014** 3 m, 500 kg
- 71015** 5 m, 500 kg



Double Strap 35mm

ELLER

- 70418** 5 m, 3000 kg
- 71016** 8 m, 3000 kg



Double Strap 50 mm

ELLER

- 71017** 5 m, 5000 kg
- 70419** 8 m, 5000 kg
- 70420** 9 m, 5000 kg



Chain Shackle, Shoulder Bolt

ELLER

- 70470** WLL: 2 Ton, black
- 70471** WLL: 3.25 Ton, black
- 70472** WLL: 4.75 Ton, black
- 70427** WLL: 6.5 Ton, silver



Chain Shackle, Nut - Bolt

ELLER

- 70428** WLL: 1 Ton, silver
- 70426** WLL: 6.5 Ton, silver



Backdrop Black

SHOWGEAR

- 89010** 3 m (W) - 3.5 m (H)
- 89011** 6 m (W) - 3.5 m (H)
- 89020** 3 m (W) - 4.5 m (H)
- 89021** 6 m (W) - 4.5 m (H)
- 89023** 3 m (W) - 6 m (H)
- 890261** 6 m (W) - 6 m (H)
- 89030** 3 m (W) - 9 m (H)
- 89031** 6 m (W) - 9 m (H)



Glamour Backdrop Black

SHOWGEAR

- 89121** 3 m (W) - 6 m (H)
- 89122** 3 m (W) - 3 m (H)
- 89123** 3 m (W) - 4 m (H)



Square Cloth white

SHOWGEAR

- 89060** 1.4 m (W) - 1.4 m (H)
- 89062** 3.4 m (W) - 3.4 m (H)
- 89063** 4.4 m (W) - 4.4 m (H)
- 89064** 5.4 m (W) - 5.4 m (H)



Deko Flanel

WENTEX


- 89211** 1.3 m (W) - 60 m (L), white
- 89212** 1.3 m (W) - 60 m (L), black



Deko Molton

WENTEX

- 89200** 3 m (W) - 60 m (L), white
- 89201** 3 m (W) - 60 m (L), light grey
- 89208** 3 m (W) - 60 m (L), black
- 89202** 3 m (W) - 60 m (L), dark grey
- 89203** 3 m (W) - 60 m (L), deep blue
- 89204** 3 m (W) - 60 m (L), navy blue
- 89206** 3 m (W) - 60 m (L), red



Deko Backdrop Black

SHOWGEAR

- 89131** 3 m (W) - 6 m (H)
- 89132** 3 m (W) - 3 m (H)
- 89133** 3 m (W) - 4 m (H)



Skirt for Stage Elements Black, unpleated

SHOWGEAR

- 89087** 6 m (W) - 0.2 m (H)
- 89088** 6 m (W) - 0.4 m (H)
- 89051** 6 m (W) - 0.6 m (H)
- 89089** 6 m (W) - 0.8 m (H)
- 89050** 6 m (W) - 1 m (H)



Deko Molton Black, Bolt WENTEX

- 89260** 60 m (L) - 0.2 m (H)
- 89261** 60 m (L) - 0.4 m (H)
- 89262** 60 m (L) - 0.6 m (H)
- 89263** 60 m (L) - 0.8 m (H)
- 89264** 60 m (L) - 1 m (H)



Stretch Shape Triangle White WENTEX

- 89145** 1.25 m (W) - 1.25 m (H)
- 89146** 1.25 m (W) - 1.85 m (H)
- 89147** 1.25 m (W) - 2.5 m (H)
- 89150** 2.5 m (W) - 2.5 m (H)
- 89148** 2.5 m (W) - 3.75 m (H)
- 89149** 2.5 m (W) - 5 m (H)



Stretch Shape Square White WENTEX

- 89152** 1.25 m (W) - 1.25 m (H)
- 89153** 1.25 m (W) - 1.85 m (H)
- 89154** 1.25 m (W) - 2.5 m (H)




Stretch Shape Square Large White WENTEX

- 89151** 2.5 m (W) - 2.5 m (H)
- 89155** 2.5 m (W) - 3.75 m (H)
- 89156** 2.5 m (W) - 5 m (H)




Stretch Shape Diamond White WENTEX

- 89170** 1.25 m (W) - 1.25 m (H)
- 89171** 1.25 m (W) - 1.85 m (H)
- 89172** 1.25 m (W) - 2.5 m (H)



Stretch Shape Diamond Large White WENTEX

- 89173** 2.5 m (W) - 2.5 m (H)
- 89174** 2.5 m (W) - 3.75 m (H)
- 89175** 2.5 m (W) - 5 m (H)



Truss Stretch Cover, white SHOWGEAR

- 89220** 100 cm
- 89221** 200 cm
- 89222** 300 cm



Truss Stretch Cover, black SHOWGEAR

- 89230** 100 cm
- 89231** 200 cm
- 89232** 300 cm



Truss Stretch Cover SHOWGEAR

- 89223** 30 m roll, White
- 89233** 30 m roll, Black




Tube Connector - 50 mm WENTEX

89651



Base Plate 45 x 8 cm


89670



WENTEX

U-Torque Bracket for Support Profile

89666



WENTEX

Star Dream

40427 6x3 m - 144 white LEDs - incl. Controller

40428 6x4 m - 192 white LEDs - incl. Controller

40429 6x3 m - 128 RGB LEDs - incl. Controller

40430 6x4 m - 128 RGB LEDs - incl. Controller


SHOWTEC

Specifications:

Light Src. Type:	LED	Pwr. Conn. In.:	Pro Power Blue
LED Colour Type:	White	DMX Conn. in.:	XLR 3P
DMX Ch.:	5 / 12	DMX Conn. out.:	XLR 3P
Pwr. Supp.:	100-240 VAC 50-60 Hz	Height (m):	3 m
Pwr. Cons.:	100 W	Width (m):	6 m
		Weight Fabric:	300 g/m ²
		Fire Ret.:	BS EN 1101:1996+A1:2006

FEATURES:

- Certified Original Backdrop curtain with Velcro and eyelets
- 144 white LEDs in 8 groups
- Built-in controller



Base Plate - Powder coated

WENTEX

- 89300** 350 mm (L) x 300 mm (W) - 4 kg, black
- 89301** 450 mm (L) x 450 mm (W) - 8 kg, black
- 89302** 600 mm (L) x 600 mm (W) - 14 kg, black
- 89303** 350 mm (L) x 300 mm (W) - 4 kg, white
- 89304** 450 mm (L) x 450 mm (W) - 8 kg, white
- 89305** 600 mm (L) x 600 mm (W) - 14 kg, white



Base Plate Pin, Orange

WENTEX

- 89310** 100 mm (H)
- 89311** 200 mm (H)
- 89312** 400 mm (H)



Base Plate Cover, White

WENTEX

- 89317** 450 mm (L) x 450 mm (W)
- 89318** 600 mm (L) x 600 mm (W)



Fixed Upright - Powder coated

WENTEX

- 89320** 120 cm (H), black



Telescopic Upright 2-way

WENTEX

- 89326** 120 cm (H) - 180 cm (H), White
- 89327** 120 cm (H) - 180 cm (H), Black



Telescopic Upright - 2-way

WENTEX

- 89329** 180 cm (H) - 300 cm (H), White
- 89330** 180 cm (H) - 300 cm (H), Black
- 89331** 180 cm (H) - 420 cm (H), Black
- 89334** 180 cm (H) - 420 cm (H), White



Telescopic Upright - 3-way

WENTEX

- 89331** 180 cm (H) - 420 cm (H), Black
- 89334** 180 cm (H) - 420 cm (H), White



Telescopic Drape Support

WENTEX

- 89340** 90 cm (L) - 120 cm (L), Black
- 89339** 90 cm (L) - 120 cm (L), White



Pipe & Drape Textiles

Telescopic Drape Support WENTEX

89341 120 cm (L) - 180 cm (L), Black
89346 120 cm (L) - 180 cm (L), White



Telescopic Drape Support WENTEX

89342 180 cm (L) - 300 cm (L), Black
89347 180 cm (L) - 300 cm (L), White



4-way Connector Replacement Ø35 mm WENTEX

89543 Black
89549 White



4-way Connector Replacement Ø40.6 mm WENTEX

89542 Black
89548 White



4-way Connector Replacement Ø45.7 mm WENTEX

89551 Black
89550 White



4-way Connector Replacement Ø50.8 mm WENTEX

89540 Black
89547 White




Innovative Systems (round) Drape Support Adapter Kit WENTEX

89383 Inner Ø31 mm - outer Ø36 mm, Black



Rotary Knob for Drape Support WENTEX

89350 M10 x 12 mm, White
89351 M10 x 12 mm, Black




Rotary Knob for Upright WENTEX

89352 M10 x 20 mm, White
89353 M10 x 20 mm, Black




4-way connector for Upright WENTEX

89360 With 50 mm clamp




T-Bar 60 cm WENTEX

89391 Black




Single Spigot for Pipe & Drape WENTEX

89384 M10 x 20 mm




4-Point Connector WENTEX
89390 Black



Angled Bracket for 4-way Connector WENTEX
89512 Black




Flex Adapter for 4-way Connector WENTEX
89533 Black (powder coated)



Angled Bracket with 4-way Connector WENTEX
89514 With 50 mm clamp



Ropeholder for Upright WENTEX
89515 Black




Rope for Bollard WENTEX
89516B Black
89516R Red
89516U Blue



Wardrobe Strip WENTEX
89518 25 cm, 8 hooks



Base Plate Trolley MILOS
70590 For 8x 600 x 600 mm Base Plate



P&D Curtain Wagner Hook WENTEX
89321 Black



Pipe & Drape Textiles

P&D Curtain - Medium Gloss Satin, 165 gram/m²

WENTEX

- 89400** White, Unpleated, 280 cm (W) x 120 cm (H)
- 89401** Black, Unpleated, 280 cm (W) x 120 cm (H)



P&D Curtain - Medium Gloss Satin, 165 gram/m²

WENTEX

- 89415** Black, pleated, 300 cm (W) x 120 cm (H)
- 89419** Black, pleated, 300 cm (W) x 250 cm (H)
- 89411** Black, pleated, 300 cm (W) x 300 cm (H)
- 89413** Black, pleated, 300 cm (W) x 400 cm (H)
- 89422** Black, pleated, 300 cm (W) x 500 cm (H)



P&D Curtain - Medium Gloss Satin, 165 gram/m²

WENTEX


- 89414** White, pleated, 300 cm (W) x 120 cm (H)
- 89418** White, pleated, 300 cm (W) x 250 cm (H)
- 89410** White, pleated, 300 cm (W) x 300 cm (H)
- 89412** White, pleated, 300 cm (W) x 400 cm (H)



P&D Curtain - Molton CS, 300 gram/m²

WENTEX

- 89431** Black, pleated, 300 cm (W) x 120 cm (H)
- 89432** Black, pleated, 300 cm (W) x 250 cm (H)
- 89433** Black, pleated, 300 cm (W) x 300 cm (H)
- 89434** Black, pleated, 300 cm (W) x 400 cm (H)



Voile CS Curtain, 55 gram/m²

SHOWGEAR

- 89460** Black, unpleated, 300 cm (W) x 400 cm (H)
- 89461** White, unpleated, 300 cm (W) x 400 cm (H)
- 89462** Black, unpleated, 300 cm (W) x 400 cm (H)
- 89463** White, unpleated, 300 cm (W) x 400 cm (H)



P&D Curtain - Dimout, 260 gram/m²

WENTEX

- 89440** White, pleated, 300 cm (W) x 300 cm (H)
- 89441** Black, pleated, 300 cm (W) x 300 cm (H)
- 89442** Yellow, pleated, 300 cm (W) x 300 cm (H)
- 89443** Red, pleated, 300 cm (W) x 300 cm (H)
- 89444** Blue, pleated, 300 cm (W) x 300 cm (H)
- 89445** Brown, pleated, 300 cm (W) x 300 cm (H)
- 89446** Light grey, pleated, 300 cm (W) x 300 cm (H)
- 89447** Dark grey, pleated, 300 cm (W) x 300 cm (H)



P&D Curtain - Dimout, 260 gram/m²

WENTEX

- 89448** White, pleated, 300 cm (W) x 400 cm (H)
- 89449** Black, pleated, 300 cm (W) x 400 cm (H)
- 89450** Yellow, pleated, 300 cm (W) x 400 cm (H)
- 89451** Red, pleated, 300 cm (W) x 400 cm (H)
- 89452** Blue, pleated, 300 cm (W) x 400 cm (H)
- 89453** Brown, pleated, 300 cm (W) x 400 cm (H)
- 89454** Light grey, pleated, 300 cm (W) x 400 cm (H)
- 89455** Dark grey, pleated, 300 cm (W) x 400 cm (H)



P&D Chromakey Green Screen Curtain

WENTEX

- 89480** Unpleated, 300 cm (H) x 290 cm (W)
- 89481** Unpleated, 300 cm (H) x 590 cm (W)
- 89482** Unpleated, 400 cm (H) x 290 cm (W)
- 89483** Unpleated, 400 cm (H) x 590 cm (W)



Bag - Soft Nylon, Black

WENTEX

- 89392** 150 cm (L) x 16 cm (W) x 35 cm (H), Max Load: 25 kg
- 89394** 210 cm (L) x 16 cm (W) x 35 cm (H), Max Load: 25 kg
- 89393** 185 cm (L) x 16 cm (W) x 35 cm (H), Max Load: 25 kg
- 89395** 250 cm (L) x 16 cm (W) x 35 cm (H), Max Load: 25 kg



String Curtain Black, 220 gram/m²

WENTEX

- 89162** Unpleated, 300 cm (W) x 300 cm (H)
- 89165** Unpleated, 300 cm (W) x 400 cm (H)
- 89168** Unpleated, 300 cm (W) x 600 cm (H)



String Curtain Grey, 220 gram/m²

WENTEX

- 89161** Unpleated, 300 cm (W) x 300 cm (H)
- 89164** Unpleated, 300 cm (W) x 400 cm (H)
- 89167** Unpleated, 300 cm (W) x 600 cm (H)



String Curtain White, 220 gram/m²


WENTEX

- 89163** Unpleated, 300 cm (W) x 400 cm (H)
- 89166** Unpleated, 300 cm (W) x 600 cm (H)
- 89160** Unpleated, 300 cm (W) x 300 cm (H)




SF Connection Clip WENTEX

89682 For single sided frame




Connection Strip for Set Frame WENTEX

89668



Eurotrack - Rail, Black WENTEX

89500 200 cm (L), Anodised
89501 500 cm (L), Anodised



Eurotrack - Corner 90° - Black WENTEX

89505 R=1000 mm - stop 200 mm
89506 R=500 mm - stop 200 mm




Eurotrack - Ceiling Mount, Black WENTEX

89510 Powder coated



Eurotrack - Universal mounting bracket, Black WENTEX

89511 Powder coated




Eurotrack - Connection Strip, Black WENTEX

89513 Powder coated




Rope Guide, Black WENTEX

89519 3 Wheels, Powder coated



Rope Guide, Black WENTEX

89524 4 Wheels, Powder coated




Eurotrack - Wall Arm, Black WENTEX

89532 100 mm



Eurotrack - Sliding Nut WENTEX

89529 M10



Eurotrack - Runner - 2 wheel WENTEX

89520 White
89521 Black



Eurotrack Textiles

Eurotrack - Heavy Duty (HD) Runner, Black

WENTEX

89525 4 x 4 Wheels



Eurotrack - Return Pulley, Black

WENTEX

89526 Time Wheel, 85 mm



Eurotrack - Rope Connector straight

WENTEX

89536 for Heavy Duty Runner, black



Eurotrack - Double Wheel Pulley

WENTEX

89527 Time Wheel, 85 mm, black



Eurotrack - Floor Pulley

WENTEX

89530 Black



Eurotrack Ballast Pulley - 90 mm

WENTEX

89531 Pulley Wheel 35 x 12 mm



Eurotrack - Overlap Arm

WENTEX

89522 Black



Eurotrack - End stop

WENTEX

89523 Black



Eurotrack - Ballast Bag - 5 kg

WENTEX

89528 Black




Eurotrack - Cord 8 mm, 100 m

WENTEX

89534 Black, on Spool

89535 White, on Spool



Rapido - Curtain Clamp 50 mm

WENTEX

- 89097** Black
- 89096** White



Key Ring for Rapido Curtain Clamp

WENTEX


- 89099** Bag of 100 pcs



Gripion Tube Curtain Clamp

SHOWGEAR

- 89105** For 32 - 51 mm tubes



Gripion Step Kabuki Cord, 6 m

SHOWGEAR

- 89107** Incl. 24 hooks



Banner Clamp for 48 - 51 mm tube

SHOWGEAR

- 75130** Black
- 75131** Silver



Holdon Midi Clip

HOLDON

- 89092** Black
- 89093** White



Holdon Mini Clip

HOLDON


- 89094** Black
- 89098** White



Shock Cord 25 cm

SHOWGEAR


- 89090** Black
- 89091** White



Velcro Loop, Spool, 2 cm wide, sew-on

SHOWGEAR

- 89100** Black, 100 m



Velcro Hook, Spool, 2 cm wide, self-adhesive

SHOWGEAR

- 89101** Black, 25 m



Durable Bags and Cases to protect your gear

Although we build our event equipment from high-quality materials, transport conditions are often quite ruthless and there is a big chance of breaking expensive hardware if it is not protected well. And if you damage just one item, you could be in trouble as it could degrade your show significantly. Bags and cases help prevent such events and will preserve the value and longevity of your equipment.

We make sure that not only the contents of our bags and cases are safe, but also those who operate them. We strive to make transportation lightweight, easy, fast, and safe for the benefit of rental companies and their crew. Our Universal Cases and Bags, like our Daily Cases, are not only used in the entertainment industry, but also for the safe shipping and transportation of other expensive or fragile goods.

We have constructed our Bags and Flight Cases from strong materials to withstand the rigours of frequent touring. In this section you will also find flight case hardware and foam for repairing damaged hardware or constructing new flight cases. Finalising hardware and accessories for your 19" rack, like rack lighting and 19" fan units, are also grouped in this section.





Case for Chimp 100

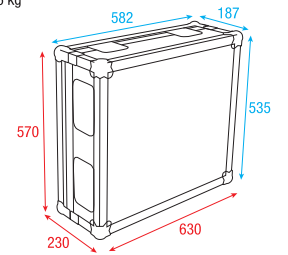
INFINITY

D7250 Premium Line

Specifications:



12.96 kg



Case for Banana Wing

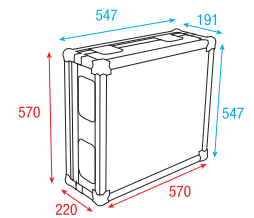
INFINITY

D7262 Premium Line

Specifications:



11,6 kg




Case for Chimp 100 + Touchscreen

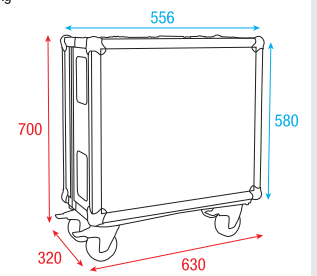
INFINITY

D7264 Premium Line

Specifications:



22 kg



Case for Chimp 300

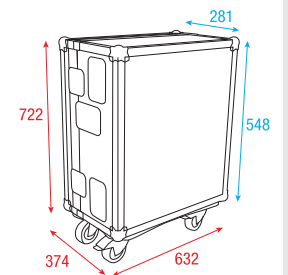
INFINITY

D7251 Premium Line

Specifications:



22 kg



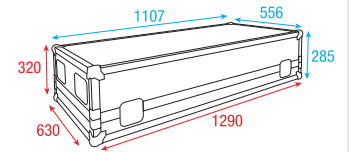
Case for Chimp Tour Pack

INFINITY

D7263 Premium Line

Specifications:

24 kg



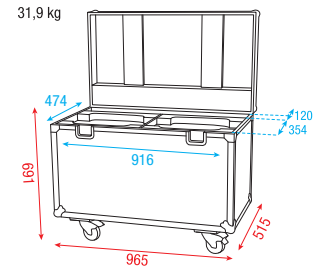
Case for 2x iS-100

INFINITY

D7234 Premium Line

Specifications:

31,9 kg



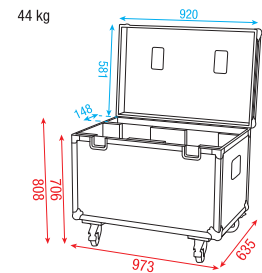
Case for 2x iS-200/iB-5R

INFINITY

D7030 Premium Line

Specifications:

44 kg



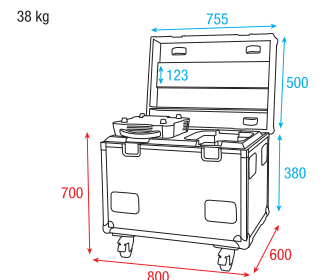
Case for 2x iS-250

INFINITY

D7258 Premium Line

Specifications:

38 kg



Case for 2x Furion S201

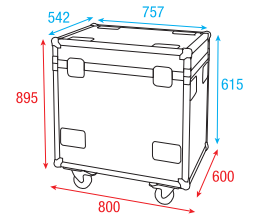
INFINITY

D7265 Premium Line

Specifications:



37 kg



Case for 2x Furion S401

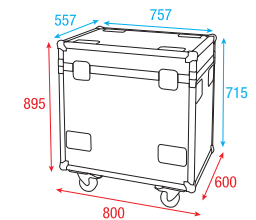
INFINITY

D7266 Premium Line

Specifications:



41 kg



Case for 2x Furion S601

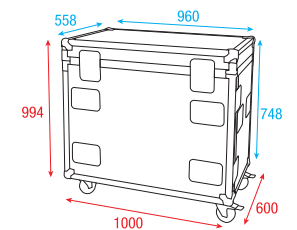
INFINITY

D7267 Premium Line

Specifications:



72 kg

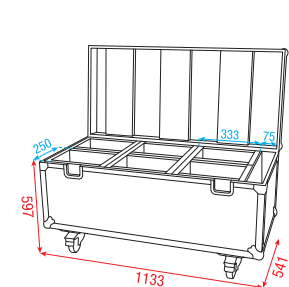


Case for 6x iW-720

INFINITY

D7237 Premium Line

Specifications:

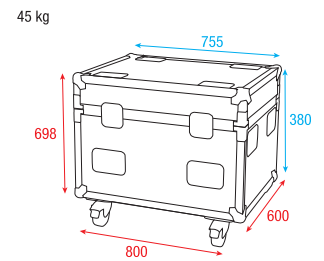


Case for Infinity iB-2R/1915

INFINITY

D7253 Premium Line

Specifications:

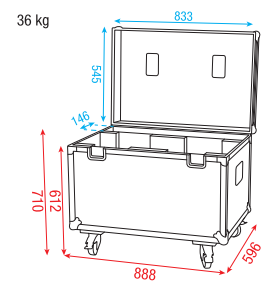


Case for 2x iW-1915

INFINITY

D7028 Flight Case

Specifications:

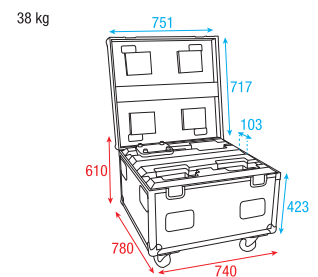


Case for 4x iW-741

INFINITY

D7272 Premium Line

Specifications:

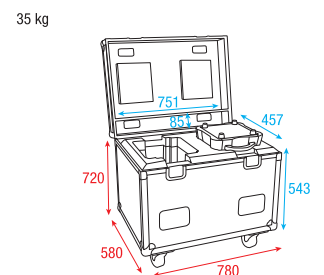


Case for 2x iW-1941

INFINITY

D7273 Premium Line

Specifications:

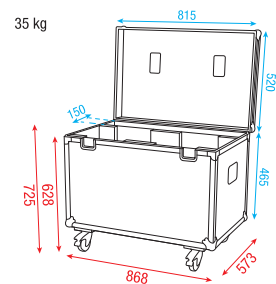


Case for 2x iB-2R

INFINITY

D7031 Flight Case

Specifications:

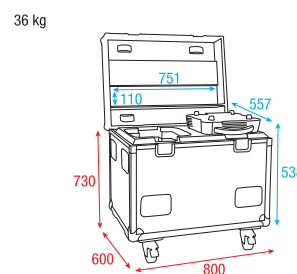


Case for 2x Furion B401

INFINITY

D7268 Premium Line

Specifications:

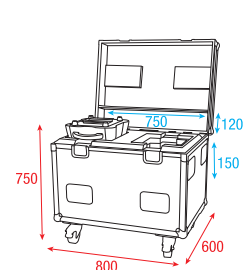


Case for 2x IFX-640

INFINITY

41553 Premium Line

Specifications:

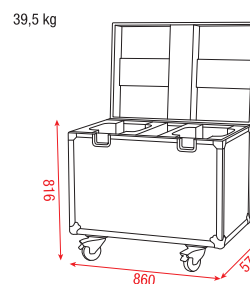


Case for 2x iM-2515

INFINITY

D7243 Premium Line

Specifications:



Case for LED Bar

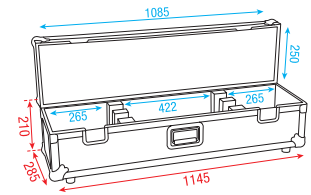
SHOWTEC

D7595 Flight case

Specifications:



15 kg



Case for 8x Sunstrip LED

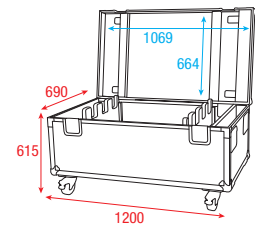
SHOWTEC

30755 Premium Line

Specifications:



24 kg



Case for 4x Pulse Pixel Bar 16

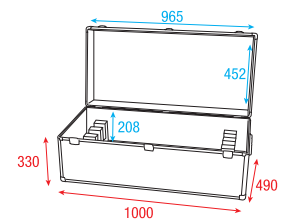
SHOWTEC

D7042 Value Line

Specifications:



9,3 kg



Case for 8x Pulse Pixel Bar 16

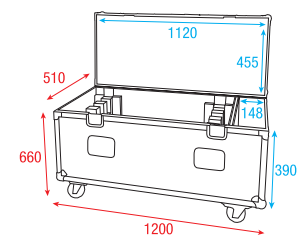
SHOWTEC

D7053 Flight case

Specifications:



35 kg



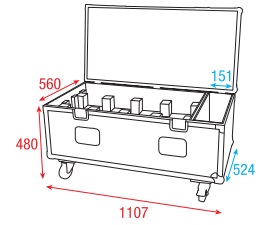
Case for 8x Candela Pix 50

SHOWTEC

D7057 Flight case

Specifications:

42 kg



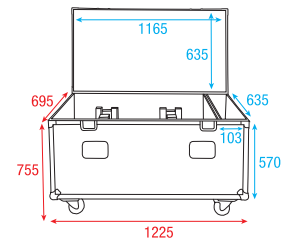
Case for 8x Candela Pix 100

SHOWTEC

D7058 Flight case

Specifications:

45 kg



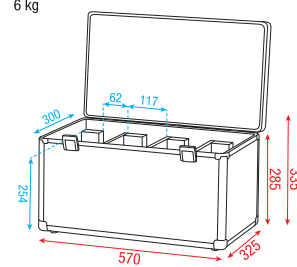
Case for 4x Club par

SHOWTEC

D7032 Value Line

Specifications:

6 kg



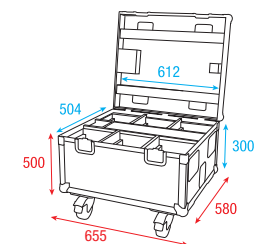
Charger Case for 6 x EventSpot 1600 Q4

SHOWTEC

D7300 Flight case

Specifications:

63 kg

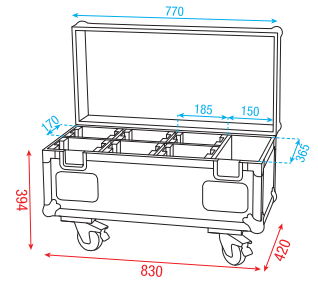


Case for 6x EventLITE 6/3, 7/4 and 4/10

SHOWTEC

D7022 Flight Case

Specifications:

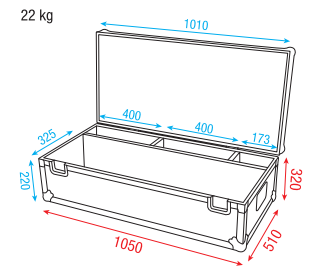


Case for 8 x Octostrip

SHOWTEC

D7486B for Octostrips set, controller + cables

Specifications:



22 kg

Case for LAMPY 20

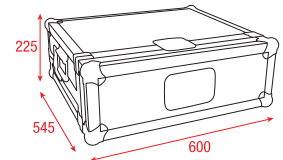
SHOWTEC

D7332 Flight Case

Specifications:



6 kg



Case for LAMPY 40

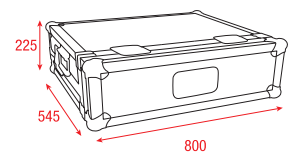
SHOWTEC

D7333 Flight Case

Specifications:



8 kg



Light Cases LCA

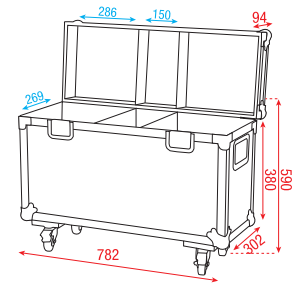
Cases

Case for 2x Phantom 25 / 50 / 65

SHOWTEC

D7495B Flight Case

Specifications:



Case for 4 x Kanjo 10 / 60

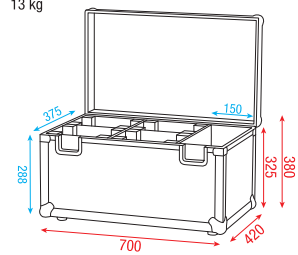
SHOWTEC

D7034 Flight Case

Specifications:



13 kg



Case for 2 x Phantom 25/50/65

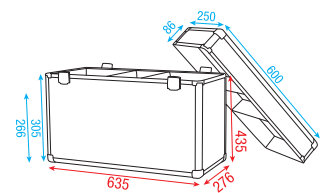
SHOWTEC

D7010 Value Line

Specifications:



7,4 kg



Case for 4x Shark Scan or Barrel

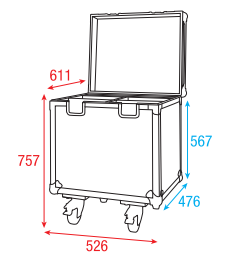
SHOWTEC

D7528 Flight Case

Specifications:



35 kg

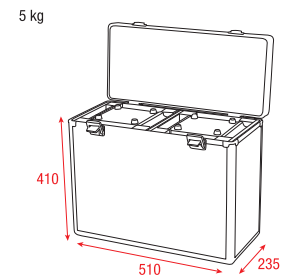


Case for 2x Shark Spot / Wash / Zoom / Combi

SHOWTEC

D7048 Value Line Flight Case

Specifications:

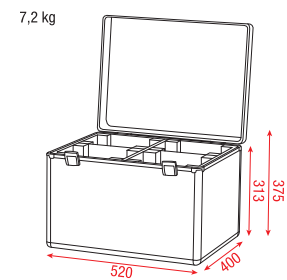


Case for 4 x Kanjo 10 / 60

SHOWTEC

D7033 Value Line Flight Case

Specifications:

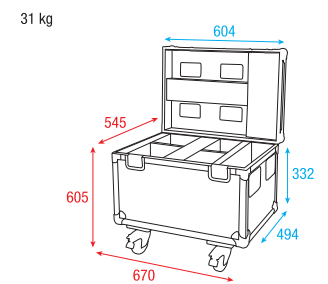


Case for 4x Phantom 65

SHOWTEC

D7051 Flight Case

Specifications:

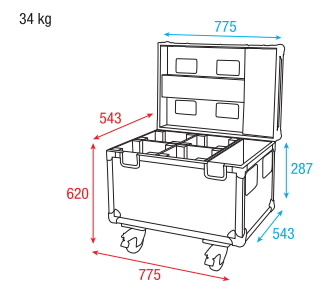


Case for 4x Shark Beam FX

SHOWTEC

D7050 Flight Case

Specifications:



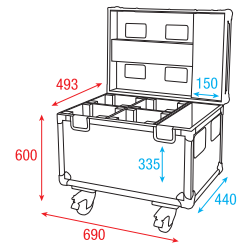
Case for 4x Shark Spot / Wash / Zoom / Combi

SHOWTEC

D7049 Flight Case

Specifications:

26 kg



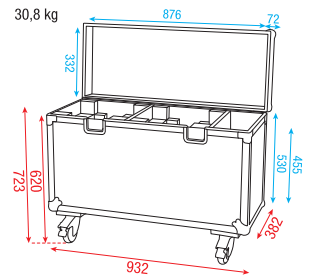
Case for 2x Phantom 75 / 95

SHOWTEC

D7476 Flight Case

Specifications:

30,8 kg



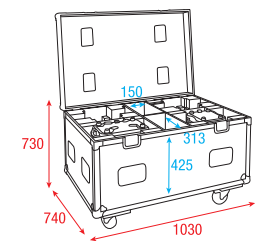
Case for 4x Phantom 100 / 180

SHOWTEC

D7062 Flight Case

Specifications:

65,3 kg



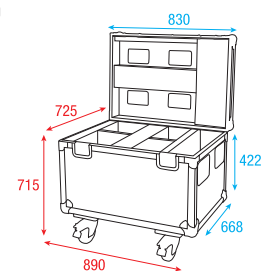
Case for 4x Phantom 100 / 130 / 3R

SHOWTEC

D7052 Flight Case

Specifications:

48 kg

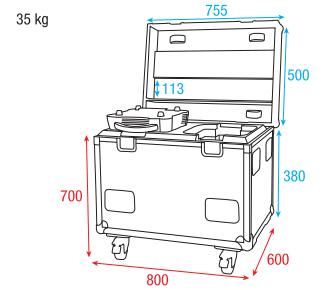


Case for 2x Phantom 3R Hybrid

SHOWTEC

D7259 Premium Line

Specifications:

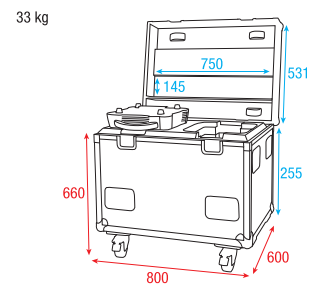


Case for 2x Phantom 130 / 3R

SHOWTEC

D7260 Premium Line

Specifications:

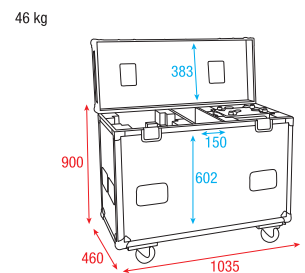


Case for 2 x Phantom 280 Hybrid/12R Hybrid

SHOWTEC

D7063 Flight case

Specifications:

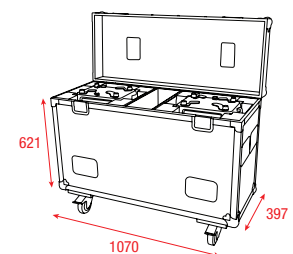


Case for 2x Phantom 250 Spot

SHOWTEC

D7064 Flight Case

Specifications:



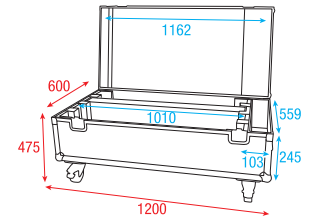
Case for 4x Phantom Zoombar 1220

SHOWTEC

40022 Flight Case

Specifications:

24 kg



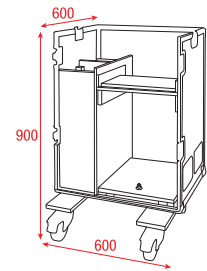
Case for Mistique

SHOWTEC

D7271 Premium Line

Specifications:

43 kg



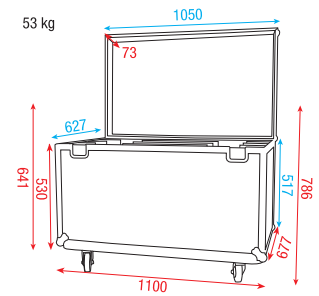
Case for 8 x Sunstrip Active

SHOWTEC

D7510 Flight case

Specifications:

53 kg



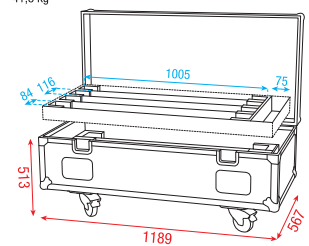
Case for 8x Active Sunstrip

SHOWTEC

D7240 Premium Line

Specifications:

41,8 kg



Case for 6 x Stage Blinder 1

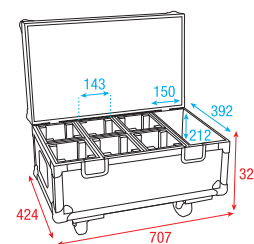
SHOWTEC

D7060 Flight case

Specifications:



22 kg



Case for 12 x Stage Blinder 1

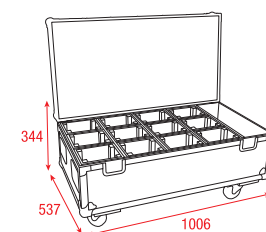
SHOWTEC

D7061 Flight case

Specifications:



35 kg



Case for 4x Stage Blinder 4

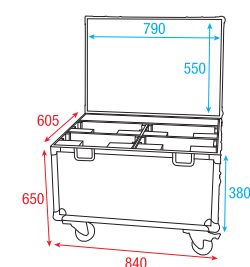
SHOWTEC

D7056 Flight case

Specifications:



32 kg



Case for 4x Helix M1000

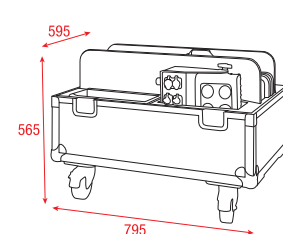
SHOWTEC

D7229 Premium Line

Specifications:



33 kg



Case for 4x Helix 4000/S5000

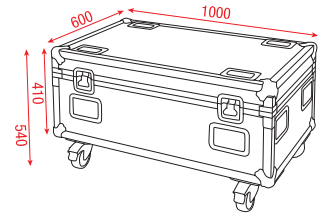
SHOWTEC

D7249 Premium Line

Specifications:



34 kg



Case for 4x Helix S5000 incl. accessories

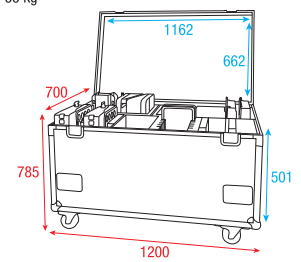
SHOWTEC

D7269 Premium Line

Specifications:



55 kg



Case for 4 x LED eco Par56

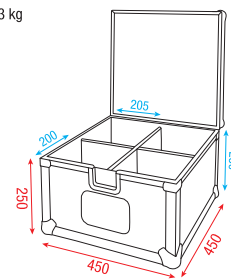
SHOWTEC

D7594 Flight case

Specifications:



8,3 kg



Case for 8x Compact Par 7

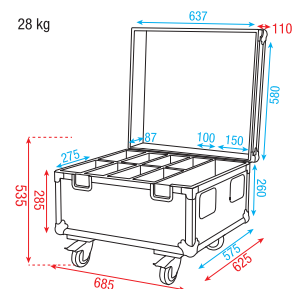
SHOWTEC

D7475 Flight Case

Specifications:



28 kg

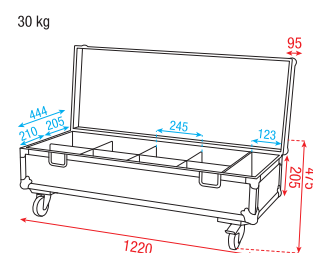


Case for 8 x Spectral Spot

SHOWTEC

D7498B Flight case

Specifications:

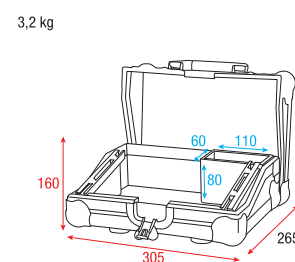


Case for ColorCue 1

SHOWTEC

D7405 Flight Case

Specifications:

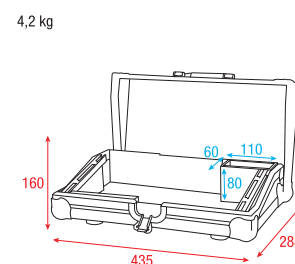


Case for ColorCue 2

SHOWTEC

D7406 Flight Case

Specifications:

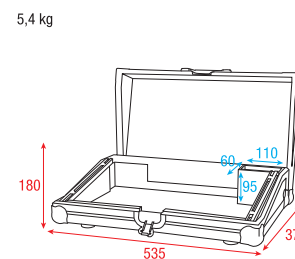


Case for ColorCue 3

SHOWTEC

D7407 Flight Case

Specifications:



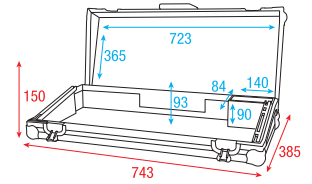
Case for ColorCue 4

SHOWTEC

D7408 Flight Case

Specifications:

6,2 kg



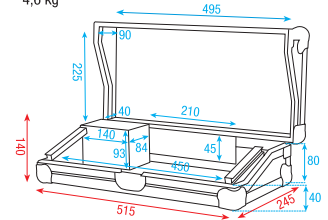
Case for Scanmaster Series

SHOWTEC

D7403 Flight case

Specifications:

4,6 kg



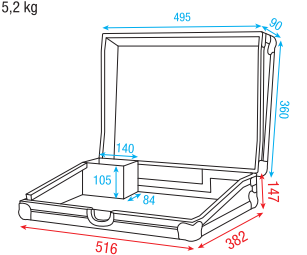
Case for Showmaster24 & SC-24

SHOWTEC

D7401 Flight case

Specifications:

5,2 kg



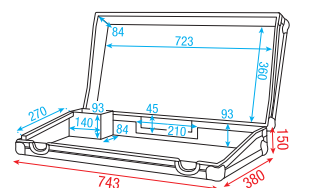
Case for Showmaster48

SHOWTEC

D7402 Flight case

Specifications:

6,6 kg



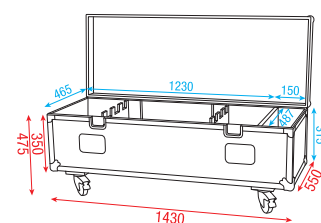
Case for 4x Compact Light Sets

SHOWTEC

D7026 Flight case

Specifications:

38 kg



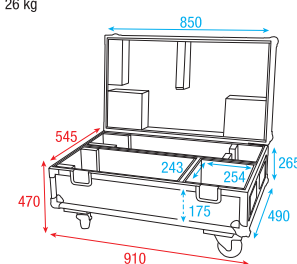
Case for Followspot 120 W

SHOWTEC

D7059 Flight case

Specifications:

26 kg



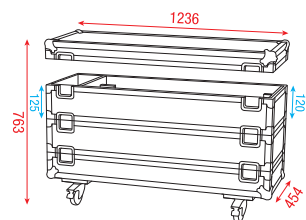
Case for 12x Sunstrip Active

SHOWTEC

D7039 Flight case

Specifications:

45 kg



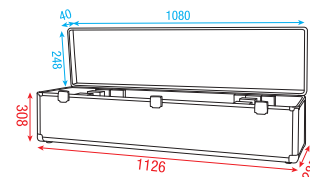
Case for 4 x LED Bar

SHOWGEAR

D7012 Value Line

Specifications:

6,6 kg



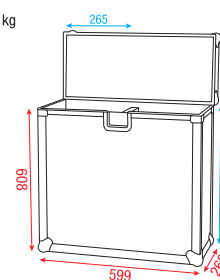
Case for 2x Scanner

SHOWGEAR

D7526 Flight case

Specifications:

11 kg



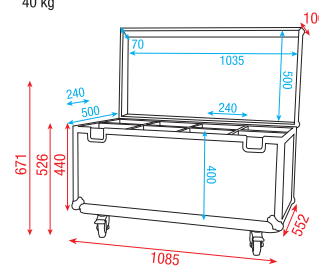
Case for 8 x Par64

SHOWGEAR

D7511 Flight case

Specifications:

40 kg



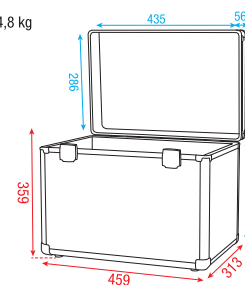
Case for 4 x Flat Par

SHOWGEAR

D7011 Value Line

Specifications:

4,8 kg

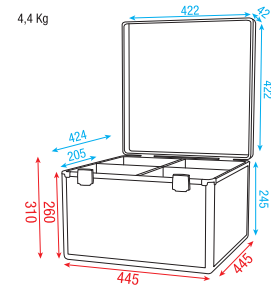


Case for 4 x LED Par 56

SHOWGEAR

D7013 Value Line

Specifications:



Case for 30 cm Mirror Ball

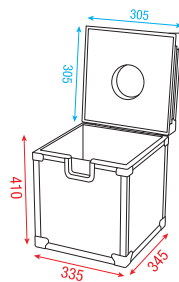
SHOWGEAR

D7440B

Specifications:



5 kg



Case for 40 cm Mirror Ball

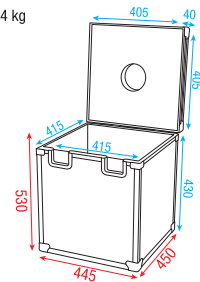
SHOWGEAR

D7441B

Specifications:



8,14 kg



Case for 50 cm Mirror Ball

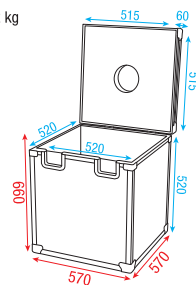
SHOWGEAR

D7442B

Specifications:



16,2 kg



Case for 100 cm Mirror Ball

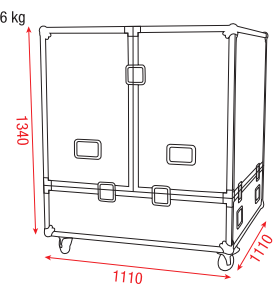
SHOWGEAR

D7443B

Specifications:



76 kg




Case for Showbar + 4 x Par56

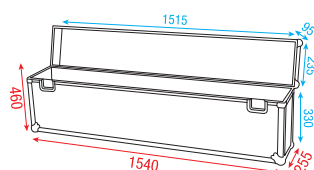
SHOWGEAR

D7351B Flight case

Specifications:



16,5 kg



Case for 6 x Mammoth Stage 1 x 1 m

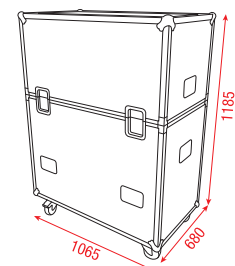
SHOWGEAR

D7225 Premium Line

Specifications:



45 kg



Audio Cases

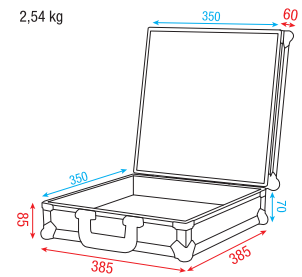
Cases

Case for ER1193 Wireless Mic

DAP

D7430B Flight case

Specifications:

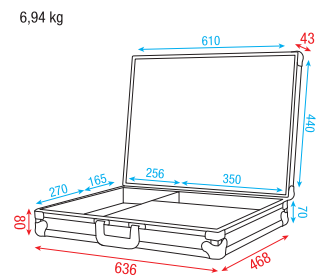


Case for ER216 Wireless Mic

DAP

D7431B Flight Case

Specifications:

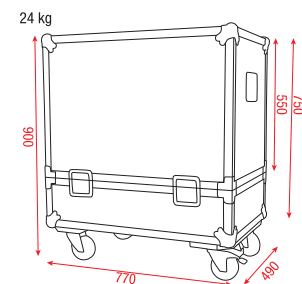


Case for 2 x K-112/K-115

DAP

D7580 Flight Case

Specifications:

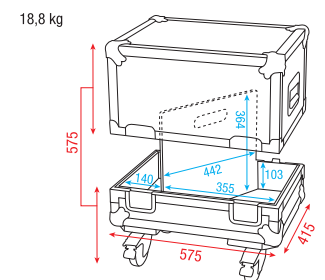


Case for 2 x M10 monitor

DAP

D7318 Flight Case

Specifications:



Case for 2 x M12 monitor

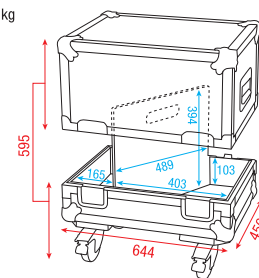
DAP

D7319 Flight Case

Specifications:



21,2 kg



Case for 2 x M15 monitor

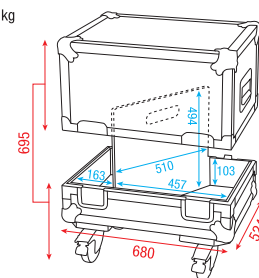
DAP

D7320 Flight Case

Specifications:



25,4 kg



Case for 2x Odin SF-12A

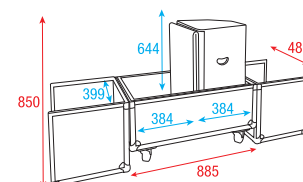
DAP

D7226 Premium Line

Specifications:



32 kg



Case for 2x Odin SF-15A

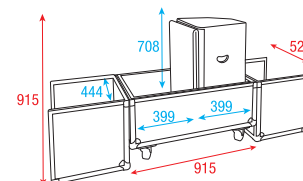
DAP

D7227 Premium Line

Specifications:



35 kg




Audio Cases

Cases

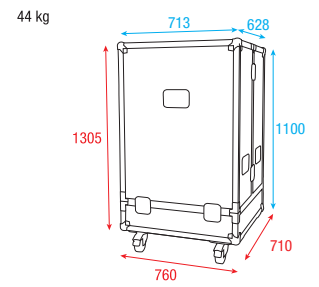
Case for 4x Odin T-8A

DAP

D7224 Premium Line



Specifications:



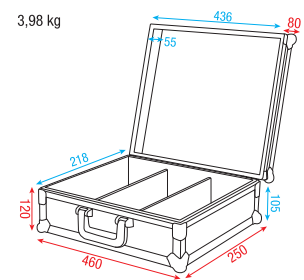
Case for 60 CDs

SHOWGEAR

D7325B Flight Case



Specifications:



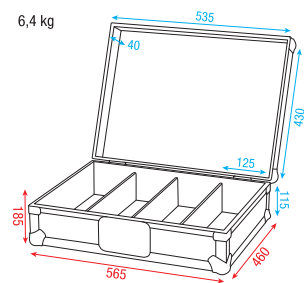
Case for 170 CDs

SHOWGEAR

D7327B Flight Case



Specifications:



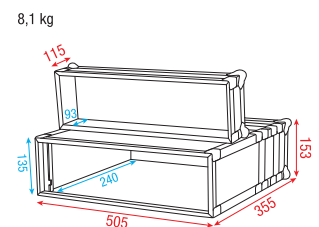
Case for 19" CD-player 3U

SHOWGEAR

D7317B Flight Case



Specifications:

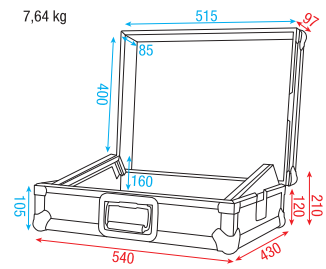


19" Mixer Case 8U

SHOWGEAR

D7573 Flight Case

Specifications:

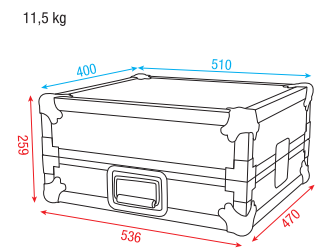


19" Mixer Case 9U with shelf

SHOWGEAR

D7576 Flight Case

Specifications:



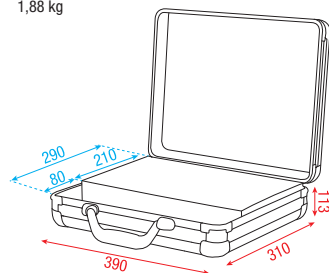
Case for 7 Microphones

SHOWGEAR

D7304B Black

Specifications:

1,88 kg



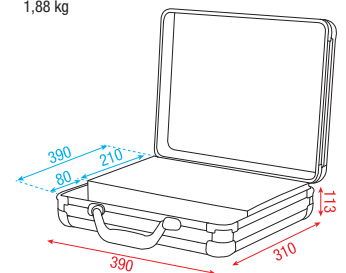
Case for 7 Microphones

SHOWGEAR

D7304R Red

Specifications:

1,88 kg



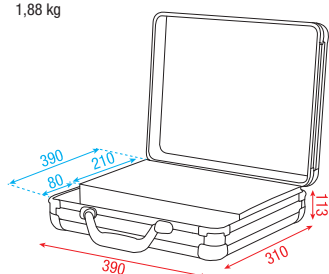
Case for 7 Microphones

SHOWGEAR

D7304S Silver

Specifications:

1,88 kg



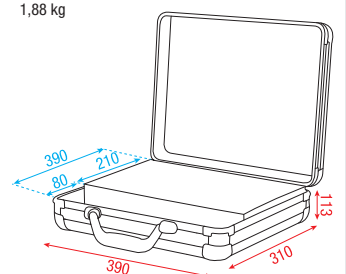
Case for 7 Microphones

SHOWGEAR

D7304U Blue

Specifications:

1,88 kg



Audio Cases

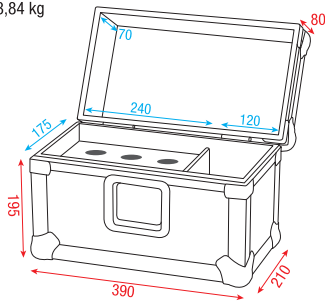
Cases

Pro Case for 6 Mics

SHOWGEAR

D7393B

Specifications:
3,84 kg

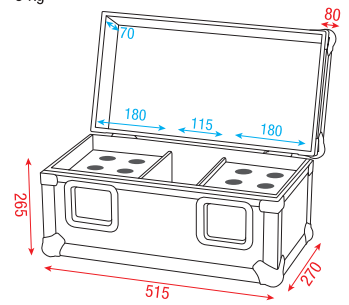


Pro Case for 12 Mics

SHOWGEAR

D7394B

Specifications:
5 kg

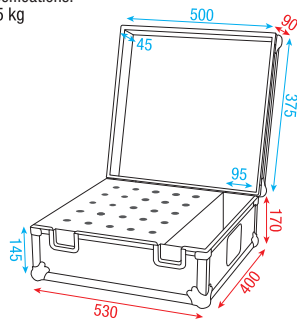


Pro Case for 25 mics

SHOWGEAR

D7358B

Specifications:
8,5 kg



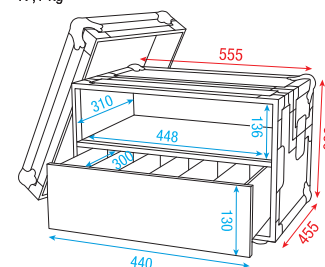
Wireless Microphone Case 1

SHOWGEAR

D7519B

Specifications:

17,1 kg



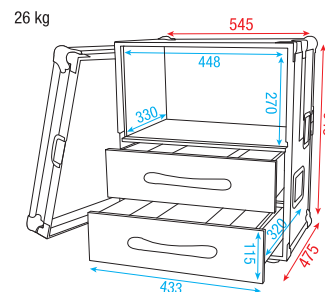

Wireless Microphone Case 2

SHOWGEAR

D7520B

Specifications:

26 kg



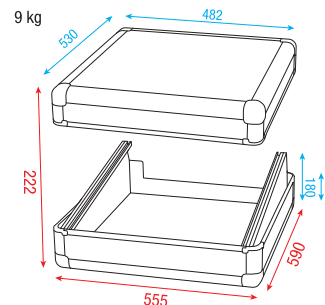
19" Live Mixer Case Value Line

SHOWGEAR

D7021 Flight Case

Specifications:

9 kg



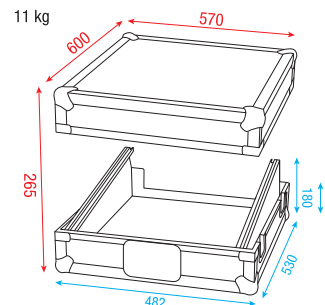
19" Live Mixer Case

SHOWGEAR

D7017 Flight Case

Specifications:

11 kg



Case for Pioneer DJM-V10

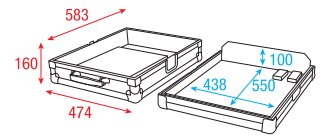
DAP

D7565 Flight Case

Specifications:



26 kg



Case Core Mixer + 2 x CDMP-750

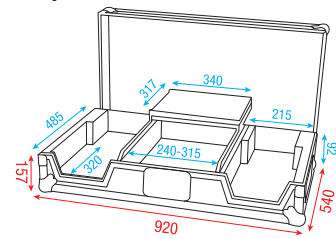
DAP

D7018 Flight Case

Specifications:



16 kg



Universal Case 2-Ch DJ Control

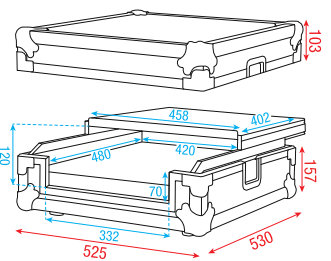
SHOWGEAR

D7467

Specifications:



10,6 kg




Turntable Case

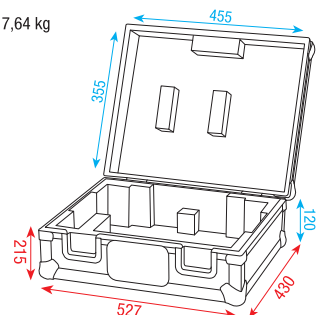
SHOWGEAR

D7328B

Specifications:



7,64 kg



Case for Pioneer/Technics mixer

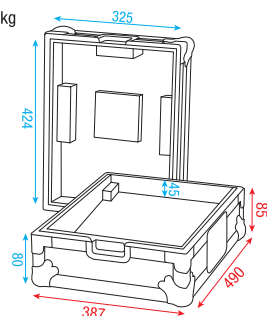
SHOWGEAR

D7379B

Specifications:



8,66 kg

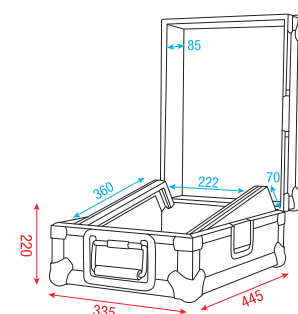


10" Mixer Case

SHOWGEAR

D7575

Specifications:

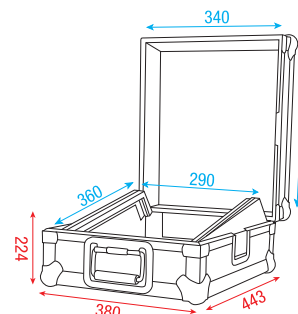


12" Mixer Case

SHOWGEAR

D7574

Specifications:

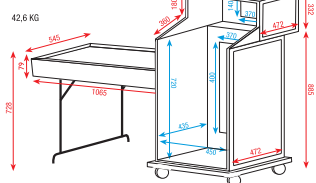


Mobile DJ Case 'Compact'

SHOWGEAR

D7381B

Specifications:



DJ Cases DCA

Cases

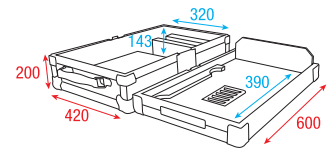
Case for Denon SC-5000

SHOWGEAR

D7045 Flight case

Specifications:

7,5 kg



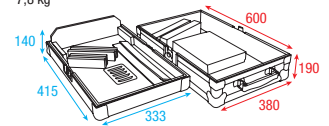
Case for CDJ & DJM

SHOWGEAR

D7047 Fits Pioneer models & Denon x 1800

Specifications:

7,8 kg



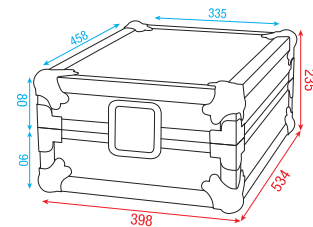
Case for Pioneer DJM-mixer

SHOWGEAR

D7567 Flight Case

Specifications:

7,5 kg



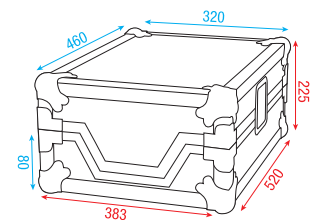
Case for Pioneer CDJ-player

SHOWGEAR

D7569 Flight Case

Specifications:

7,75 kg



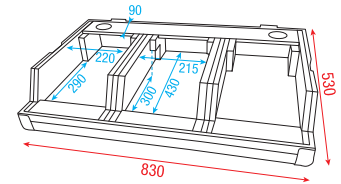

DJ Case for Pioneer

SHOWGEAR

D7566 Small Set

Specifications:

14 kg
Height closed: 225



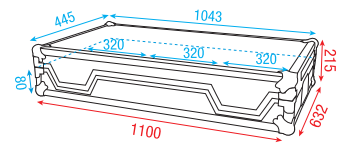
DJ Case for Pioneer

SHOWGEAR

D7568 Large Set

Specifications:

19,8 kg



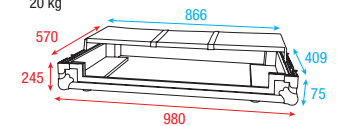
Case for Pioneer DDJ-RZ/DDJ-SZ

SHOWGEAR

D7046 Flight case

Specifications:

20 kg



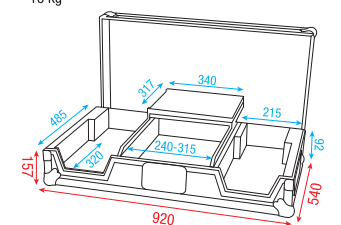
Case Core Mixer + 2x CDMP-750

DAP

D7018 Flight Case

Specifications:

16 kg



Media Cases

Cases

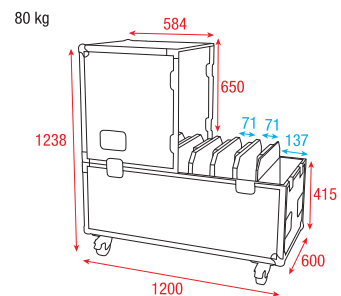
Case for 8 x DMT Premiere Series

DMT

D7290 Premium Line



Specifications:



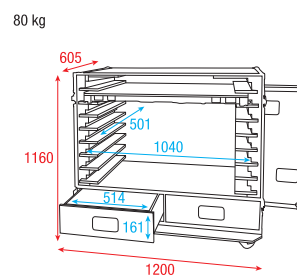
Case for 8x DMT Premiere Series

DMT

D7293 Premium Line



Specifications:



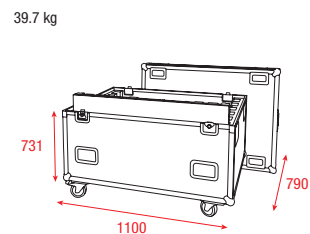
Case for 6x E-series LED Screen 100 x 50 cm

DMT

D7292 Premium Line



Specifications:

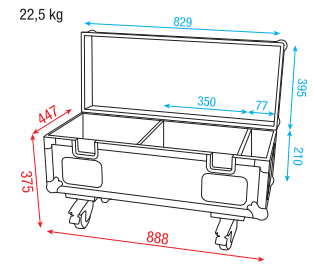


Case for 8x FX Shot & 4 x Baseplate

SHOWTEC

D7025 Flight case

Specifications:

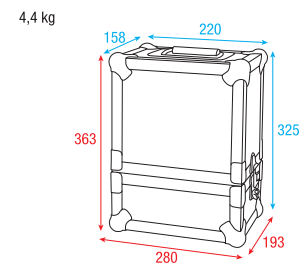


Case for Beer Bottles

SHOWGEAR

D7350 Up to 6 beer bottles

Specifications:

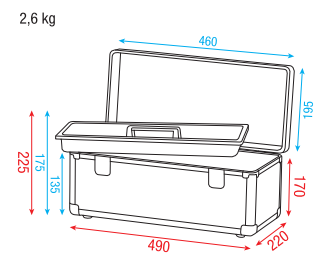


Tool Case 2

SHOWGEAR

D7040 Value Line

Specifications:

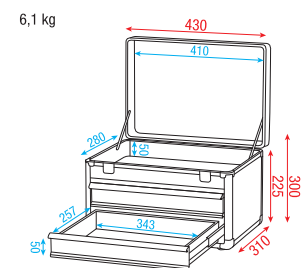


Tool Case 3

SHOWGEAR

D7041 Value Line

Specifications:



Utility Cases UCA

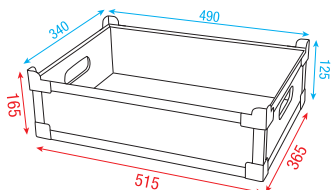
Cases

Stack case Value Line

SHOWGEAR

D7001 H1

Specifications:
2,04 kg

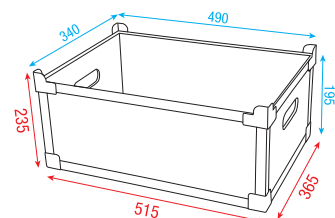


Stack case Value Line

SHOWGEAR

D7002 H2

Specifications:
2,35 kg

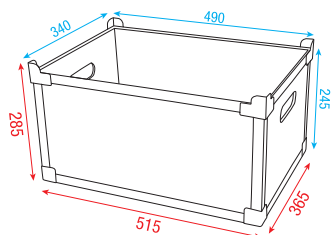


Stack case Value Line

SHOWGEAR

D7003 H3

Specifications:
2,84 kg

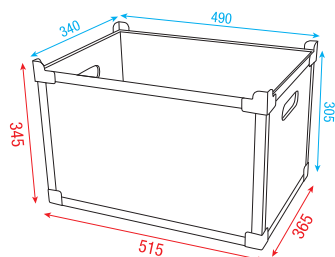


Stack case Value Line

SHOWGEAR

D7004 H4

Specifications:
3,22 kg

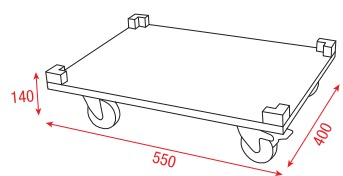


Wheelboard for Stack Case VL

SHOWGEAR

D7005

Specifications:
4,4 Kg



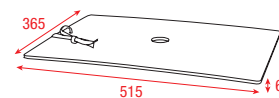
Cover for Stack Case VL

SHOWGEAR

D7006

Specifications:

0.79 kg



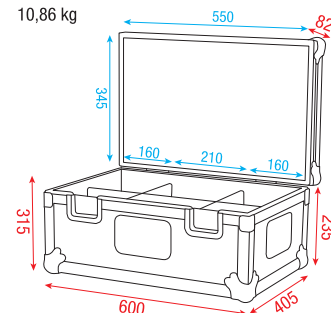
Stack Case 1

SHOWGEAR

D7420B Flight Case

Specifications:

10,86 kg

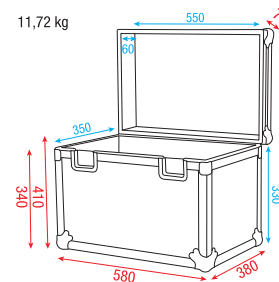


Stack Case 2

SHOWGEAR

D7421B Flight Case

Specifications:

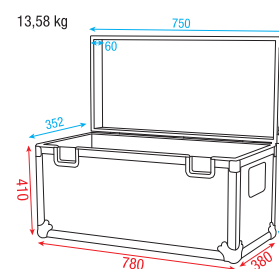


Stack Case 3

SHOWGEAR

D7422B Flight Case

Specifications:

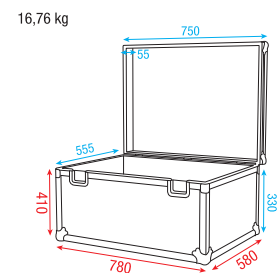


Stack Case 4

SHOWGEAR

D7423B Flight case

Specifications:

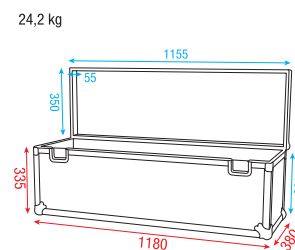


Stack Case 5

SHOWGEAR

D7424B Flight Case

Specifications:



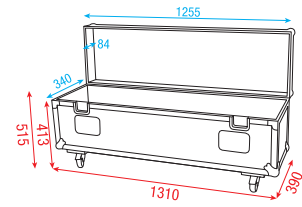
Stack Case 6

SHOWGEAR

D7425B Flight Case

Specifications:

24 kg



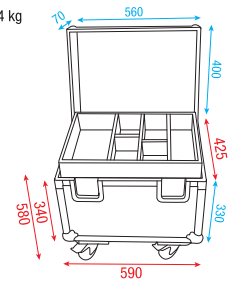
Rigging Case with Insert

SHOWGEAR

D7470B

Specifications:

21,4 kg



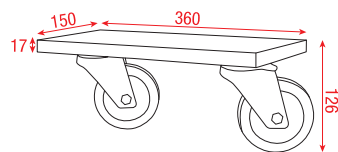
Wheel Set for Stack Cases

SHOWGEAR

D7429B

Specifications:

4,5 kg

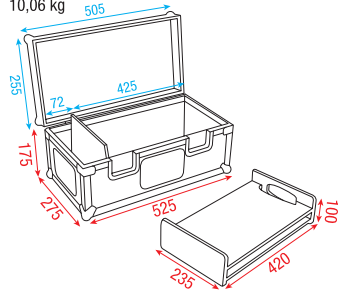


Conical Adapter Case SHOWGEAR

D7363B Including 2 Adapter Inlays



Specifications:
10,06 kg



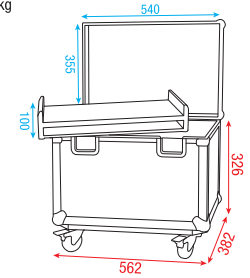
Conical Adapter Case II SHOWGEAR

D7524 Including 1 Adapter Inlay



Specifications:

11 kg

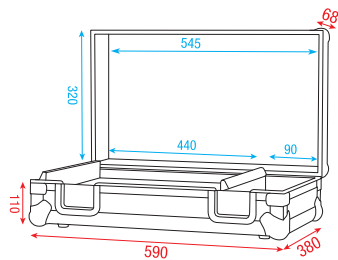


Conical Adapter Case III SHOWGEAR

D7525



Specifications:
8,14 kg



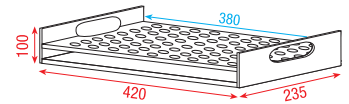
Extra Insert for 96-pin CA1 SHOWGEAR

D7364B



Specifications:

1,84 kg



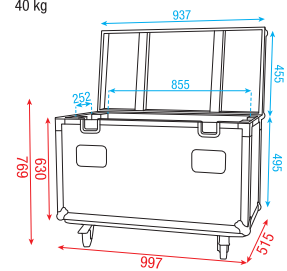
Cable Bridge Case SHOWGEAR

D7512



Specifications:

40 kg



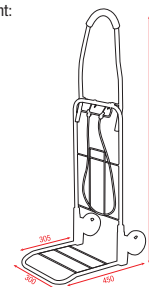
Compact Transport Trolley SHOWGEAR

D7428B



Specifications:

Max weight:
50 kg



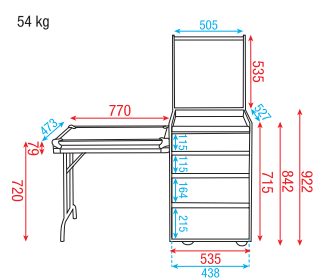
Drawer Case 12U + Work Surface

SHOWGEAR

D7383B Flight Case



Specifications:



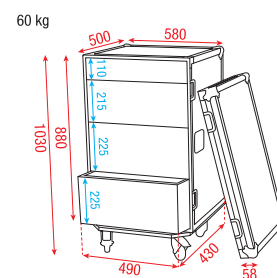
Drawer Case 16U

SHOWGEAR

D7384B Flight Case



Specifications:



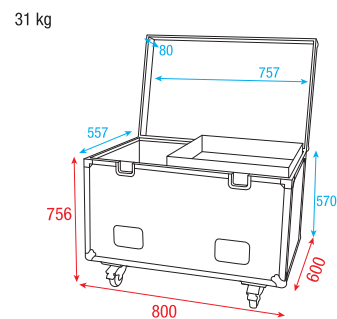
Multiflex Case 80

SHOWGEAR

D7450 Premium Line



Specifications:



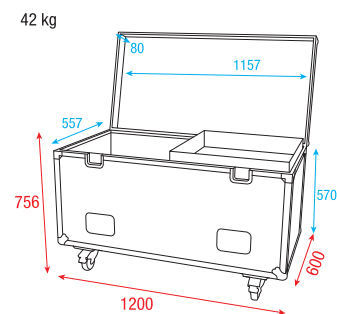
Multiflex Case 120

SHOWGEAR

D7451 Premium Line



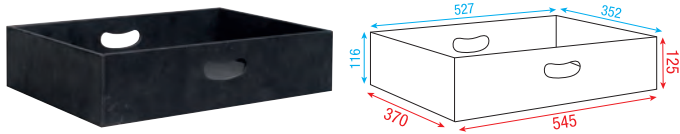
Specifications:



Top insert for Multiflex Case 80/120 SHOWGEAR

D7452 37 cm, Premium Line

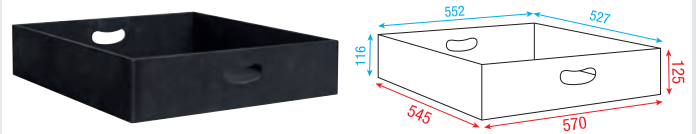
Specifications:



Top insert for Multiflex Case 80/120 SHOWGEAR

D7453 57 cm, Premium Line

Specifications:



Low divider for Multiflex Case 80/120

D7454 Premium Line



SHOWGEAR

High divider for Multiflex Case 80/120

D7455 Premium Line



SHOWGEAR

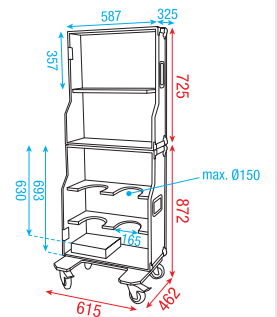
Emergency Case SHOWGEAR

D7518



Specifications:

30,2 kg

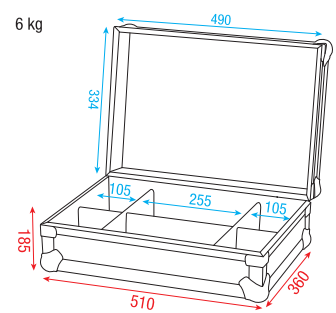


Roadie Case SHOWGEAR

D7329B

Specifications:

6 kg



Universal Foam Case 1

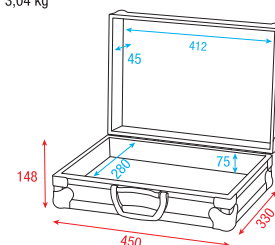
SHOWGEAR

D7491B

Specifications:



3,04 kg



Universal Foam Case 2

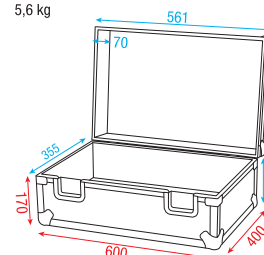
SHOWGEAR

D7492B

Specifications:



5,6 kg



Universal Foam Case 3

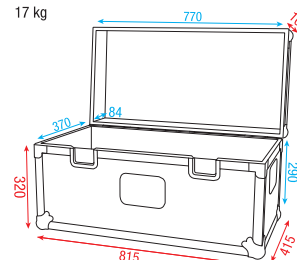
SHOWGEAR

D7500B

Specifications:



17 kg

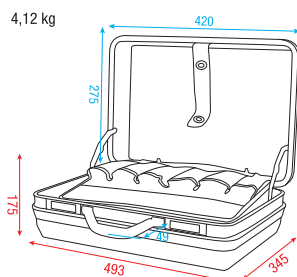


ABS Tool Case

SHOWGEAR

D7142

Specifications:



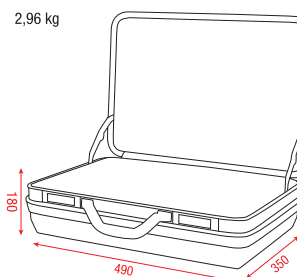
4,12 kg

ABS Universal Foam Case

SHOWGEAR

D7143

Specifications:




2,96 kg

Case for Lodestar MKII Chainhoist

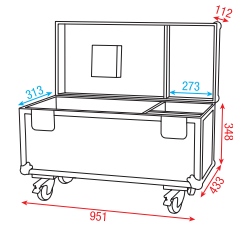
LODESTAR

D7474B

Specifications:



35 kg



Pipe & Drape Case for FOH Kit

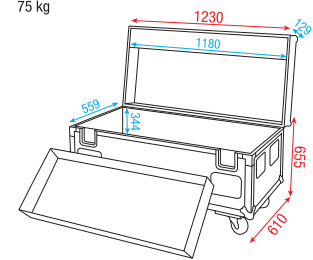
WENTEX

D7554 For up to 19 m (62 ft) wide

Specifications:



75 kg



Pipe & Drape Case 45 cm base

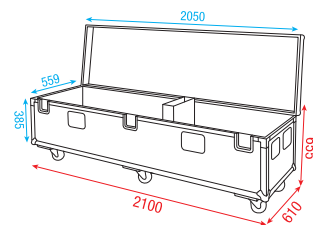
WENTEX

D7555 For 8 complete sets

Specifications:



91,6 kg



Pipe & Drape Case 60 cm base

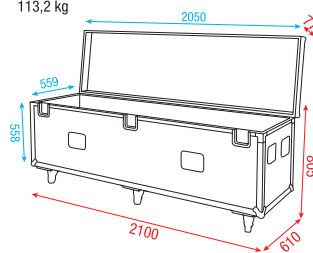
WENTEX

D7556 For 8 complete sets

Specifications:



113,2 kg



Daily Cases

Cases

Daily Case 2

SHOWGEAR

D7160



Specifications:

Height (mm):	95 mm
Width (mm):	235 mm
Depth (mm):	187 mm
Inner Height:	84 mm
Inner Width:	215 mm
Inner Depth:	144 mm
Weight:	0.8 kg
IP Rate:	IP65
Material:	Polypropen
Retr. Handle:	No

Daily Case 4

SHOWGEAR

D7161



Specifications:

Height (mm):	97 mm
Width (mm):	280 mm
Depth (mm):	230 mm
Inner Height:	83 mm
Inner Width:	255 mm
Inner Depth:	185 mm
Weight:	1 kg
IP Rate:	IP65
Material:	Polypropen
Retr. Handle:	No

Daily Case 7

SHOWGEAR

D7162



Specifications:

Height (mm):	155 mm
Width (mm):	280 mm
Depth (mm):	230 mm
Inner Height:	140 mm
Inner Width:	255 mm
Inner Depth:	185 mm
Weight:	1.15 kg
IP Rate:	IP65
Material:	Polypropen
Retr. Handle:	No

Daily Case 9

SHOWGEAR

D7163



Specifications:

Height (mm):	120 mm
Width (mm):	390 mm
Depth (mm):	285 mm
Inner Height:	105 mm
Inner Width:	365 mm
Inner Depth:	247 mm
Weight:	1.8 kg
IP Rate:	IP65
Material:	Polypropen
Retr. Handle:	No

Daily Case 10

SHOWGEAR

D7164



Specifications:

Height (mm): 170 mm
 Width (mm): 345 mm
 Depth (mm): 275 mm
 Inner Height: 150 mm
 Inner Width: 311 mm
 Inner Depth: 210 mm
 Weight: 1.9 kg
 IP Rate: IP65
 Material: Polypropreen
 Retr. Handle: No

Daily Case 15

SHOWGEAR

D7165



Specifications:

Height (mm): 168 mm
 Width (mm): 425 mm
 Depth (mm): 325 mm
 Inner Height: 150 mm
 Inner Width: 390 mm
 Inner Depth: 265 mm
 Weight: 2.7 kg
 IP Rate: IP65
 Material: Polypropreen
 Retr. Handle: No

Daily Case 16

SHOWGEAR

D7166



Specifications:

Height (mm): 140 mm
 Width (mm): 465 mm
 Depth (mm): 365 mm
 Inner Height: 123 mm
 Inner Width: 435 mm
 Inner Depth: 305 mm
 Weight: 3.2 kg
 IP Rate: IP65
 Material: Polypropreen
 Retr. Handle: No

Daily Case 22

SHOWGEAR

D7167



Specifications:

Height (mm): 185 mm
 Width (mm): 465 mm
 Depth (mm): 365 mm
 Inner Height: 168 mm
 Inner Width: 430 mm
 Inner Depth: 294 mm
 Weight: 3.4 kg
 IP Rate: IP65
 Material: Polypropreen
 Retr. Handle: No

Daily Cases

Cases

Daily Case 30

SHOWGEAR

D7170 incl. trolley



Specifications:

Height (mm): 230 mm
Width (mm): 570 mm
Depth (mm): 420 mm
Inner Height: 177 mm
Inner Width: 485 mm
Inner Depth: 360 mm
Weight: 5.8 kg
IP Rate: IP65
Material: Polypropreen
Retr. Handle: Yes

Daily Case 37

SHOWGEAR

D7171 incl. trolley



Specifications:

Height (mm): 230 mm
Width (mm): 560 mm
Depth (mm): 450 mm
Inner Height: 178 mm
Inner Width: 528 mm
Inner Depth: 386 mm
Weight: 6.7 kg
IP Rate: IP65
Material: Polypropreen
Retr. Handle: Yes

Daily Case 47

SHOWGEAR

D7172 incl. trolley



Specifications:

Height (mm): 230 mm
Width (mm): 665 mm
Depth (mm): 500 mm
Inner Height: 190 mm
Inner Width: 590 mm
Inner Depth: 420 mm
Weight: 9.8 kg
IP Rate: IP65
Material: Polypropreen
Retr. Handle: Yes

Compact Effect Case

SHOWGEAR

D7532B 4U

Specifications:

7,8 kg



Compact Effect Case

SHOWGEAR

D7533B 8U

Specifications:

13 kg



Double Door Case

SHOWGEAR

D7371B 2U

Specifications:

6,92 kg



Double Door Case

SHOWGEAR

D7372B 4U

Specifications:

9,72 kg



Rack Cases RCA

Cases

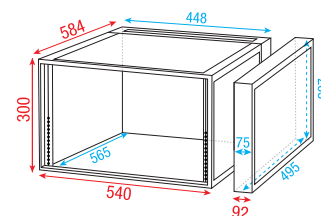
Double Door Case

SHOWGEAR

D7373B 6U

Specifications:

10,7 kg



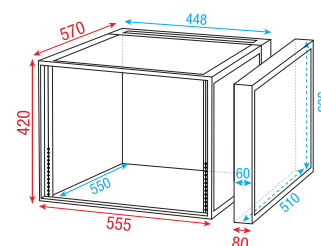
Double Door Case

SHOWGEAR

D7374B 8U

Specifications:

15 kg



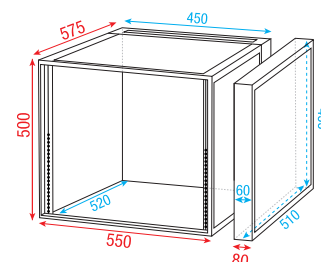
Double Door Case

SHOWGEAR

D7375B 10U

Specifications:

18 kg



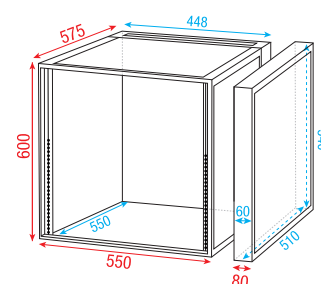

Double Door Case

SHOWGEAR

D7376B 12U

Specifications:

19,8 kg



Double Door Case

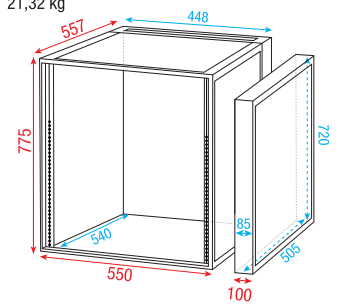
SHOWGEAR

D7377B 16U

Specifications:



21,32 kg



Wheelbase for Rackcases

SHOWGEAR

D7370B For 19" flight cases



Rack Cases RCA

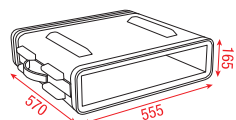
Cases

Double Door Case SHOWGEAR

D7101 2U, ABS

Specifications:

5,2 kg

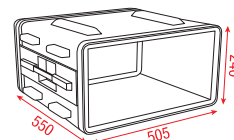


Double Door Case SHOWGEAR

D7102 4U, ABS

Specifications:

6,4 kg

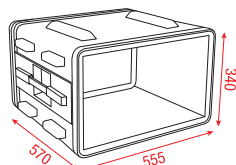


Double Door Case SHOWGEAR

D7103 6U, ABS

Specifications:

6,6 kg

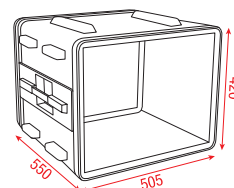


Double Door Case SHOWGEAR

D7104 8U, ABS

Specifications:

7,1 kg

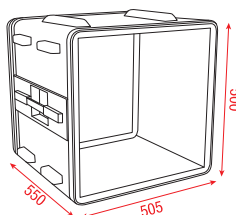


Double Door Case SHOWGEAR

D7105 10U, ABS

Specifications:

7,2 kg

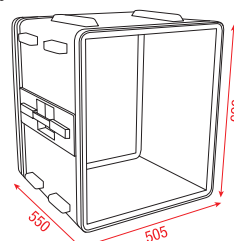


Double Door Case SHOWGEAR

D7106 12U, ABS

Specifications:

8,2 kg

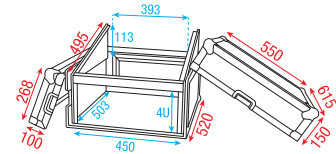


Combi Case

SHOWGEAR

D7378B 4U + 10U top

Specifications:

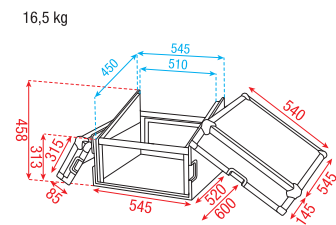


Combi Case

SHOWGEAR

D7369B 6U + 10U top

Specifications:

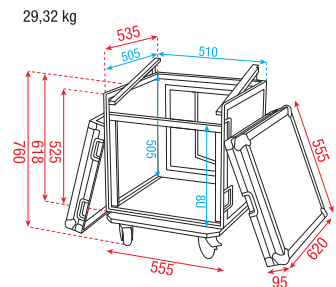



Combi Case

SHOWGEAR

D7368B 8U + 10U top

Specifications:

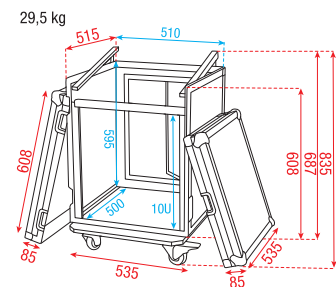


Combi Case

SHOWGEAR

D7367B 10U + 10U top

Specifications:



Rack Cases RCA

Cases

Combi Case

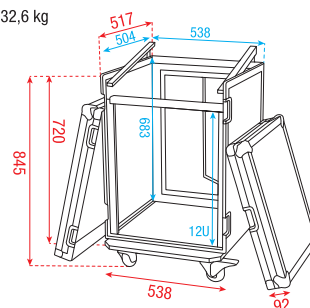
SHOWGEAR

D7366B 12U + 10U top



Specifications:

32,6 kg



Combi Case

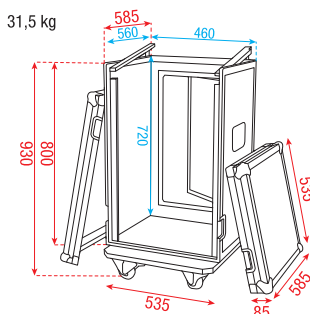
SHOWGEAR

D7365B 16U + 10U top



Specifications:

31,5 kg



Combi Case

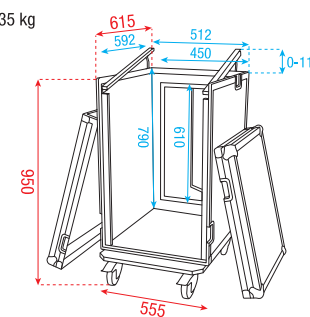
SHOWGEAR

D7386B 16+14U



Specifications:

35 kg



Metal Equipment Rack SHOWGEAR

D7600 12U



Specifications:

R.U.: 12 U
 Height (mm): 594 mm
 Width (mm): 566 mm
 Depth (mm): 462 mm
 Inst. Depth Ex. Conn.: 430 mm
 Weight: 18 kg
 Material: Metal
 Castors: 4

Metal Equipment Rack SHOWGEAR

D7601 16U



Specifications:

R.U.: 16 U
 Height (mm): 825 mm
 Width (mm): 560 mm
 Depth (mm): 460 mm
 Inst. Depth Ex. Conn.: 430 mm
 Weight: 22 kg
 Material: Metal
 Castors: 4

Metal Equipment Rack SHOWGEAR

D7602 20U



Specifications:

R.U.: 20 U
 Height (mm): 1000 mm
 Width (mm): 560 mm
 Depth (mm): 460 mm
 Weight: 26 kg
 Material: Metal
 Castors: 4

Metal Equipment Rack SHOWGEAR

D7603 24U



Specifications:

R.U.: 24 U
 Height (mm): 1180 mm
 Width (mm): 560 mm
 Depth (mm): 460 mm
 Weight: 29 kg
 Material: Metal
 Castors: 4

Metal Equipment Rack SHOWGEAR

D7604 28U



Specifications:

R.U.: 28 U
 Height (mm): 1365 mm
 Width (mm): 560 mm
 Depth (mm): 460 mm
 Weight: 31.5 kg
 Material: Metal
 Castors: 4

Metal Equipment Rack SHOWGEAR

D7605 32U



Specifications:

R.U.: 32 U
 Height (mm): 1545 mm
 Width (mm): 560 mm
 Depth (mm): 460 mm
 Weight: 34.5 kg
 Material: Metal
 Castors: 4

Metal Equipment Rack SHOWGEAR

D7606 36U



Specifications:

R.U.: 36 U
 Height (mm): 1750 mm
 Width (mm): 560 mm
 Depth (mm): 460 mm
 Weight: 37 kg
 Material: Metal
 Castors: 4

Metal Equipment Rack SHOWGEAR

D7607 40U



Specifications:

R.U.: 40 U
 Height (mm): 1900 mm
 Width (mm): 560 mm
 Depth (mm): 460 mm
 Weight: 39.5 kg
 Material: Metal
 Castors: 4

Rack Cases RCA

Cases



RCA-WMF-6

SHOWGEAR

D7652 6U Network Cabinet with glass door

Specifications:		Depth (mm):	610 mm
R.U.:	6 U	Weight:	20.5 kg
Height (mm):	368 mm	Material:	Glass / Metal
Width (mm):	605 mm		

RCA-WMF-9

SHOWGEAR

D7653 9U Network Cabinet with glass door

Specifications:		Depth (mm):	610 mm
R.U.:	9 U	Weight:	25 kg
Height (mm):	503 mm	Material:	Glass / Metal
Width (mm):	605 mm		

RCA-WMF-15

SHOWGEAR

D7654 15U Network Cabinet with glass door

Specifications:		Depth (mm):	600 mm
R.U.:	15 U	Weight:	32 kg
Height (mm):	769 mm	Material:	Glass / Metal
Width (mm):	600 mm		



RCA-WMH-6

SHOWGEAR

D7655 6U Network Cabinet with glass door

Specifications:		Depth (mm):	600 mm
R.U.:	6 U	Inst. Depth Ex. Conn.:	400 mm
Height (mm):	470 mm	Weight:	26 kg
Width (mm):	600 mm	Material:	Steel

RCA-WMH-9

SHOWGEAR

D7656 9U Network Cabinet with glass door

Specifications:		Depth (mm):	600 mm
R.U.:	9 U	Inst. Depth Ex. Conn.:	400 mm
Height (mm):	603 mm	Weight:	34.5 kg
Width (mm):	600 mm	Material:	Steel

RCA-WMH-15

SHOWGEAR

D7657 15U Network Cabinet with glass door

Specifications:		Depth (mm):	600 mm
R.U.:	15 U	Inst. Depth Ex. Conn.:	400 mm
Height (mm):	769 mm	Weight:	36.5 kg
Width (mm):	600 mm	Material:	Steel

Pro Metal Equipment Rack

SHOWGEAR

D7620 12U Network Cabinet with glass door

Specifications:		Inst. Depth Ex. Conn.:	527 mm
R.U.:	12 U	Weight:	30 kg
Height (mm):	767 mm	Material:	Metal
Width (mm):	585 mm	Castors:	4
Depth (mm):	585 mm		

D7621 16U Network Cabinet with glass door

Specifications:		Inst. Depth Ex. Conn.:	527 mm
R.U.:	16 U	Weight:	33.5 kg
Height (mm):	955 mm	Material:	Metal
Width (mm):	585 mm	Castors:	4
Depth (mm):	585 mm		

D7622 20U Network Cabinet with glass door

Specifications:		Inst. Depth Ex. Conn.:	527 mm
R.U.:	20 U	Weight:	40 kg
Height (mm):	1130 mm	Material:	Metal
Width (mm):	585 mm	Castors:	4
Depth (mm):	585 mm		

D7623 24U Network Cabinet with glass door

Specifications:		Inst. Depth Ex. Conn.:	527 mm
R.U.:	24 U	Weight:	47.5 kg
Height (mm):	1310 mm	Material:	Metal
Width (mm):	585 mm	Castors:	4
Depth (mm):	585 mm		

D7624 28U Network Cabinet with glass door

Specifications:		Inst. Depth Ex. Conn.:	527 mm
R.U.:	28 U	Weight:	53 kg
Height (mm):	1490 mm	Material:	Metal
Width (mm):	585 mm	Castors:	4
Depth (mm):	585 mm		

D7625 32U Network Cabinet with glass door

Specifications:		Inst. Depth Ex. Conn.:	527 mm
R.U.:	32 U	Weight:	61 kg
Height (mm):	1675 mm	Material:	Metal
Width (mm):	585 mm	Castors:	4
Depth (mm):	585 mm		

D7626 36U Network Cabinet with glass door

Specifications:		Inst. Depth Ex. Conn.:	527 mm
R.U.:	36 U	Weight:	70 kg
Height (mm):	1850 mm	Material:	Metal
Width (mm):	585 mm	Castors:	4
Depth (mm):	585 mm		

D7627 40U Network Cabinet with glass door

Specifications:		Inst. Depth Ex. Conn.:	527 mm
R.U.:	40 U	Weight:	85 kg
Height (mm):	2020 mm	Material:	Metal
Width (mm):	585 mm	Castors:	4
Depth (mm):	585 mm		



RCA-FSG-18

SHOWGEAR

D7674 18 U Network Cabinet with glass door

Specifications:		Depth (mm):	800 mm
R.U.:	18 U	Weight:	61 kg
Height (mm):	988 mm	Material:	Glass / Metal
Width (mm):	600 mm		

RCA-FSG-22

SHOWGEAR

D7675 22 U Network Cabinet with glass door

Specifications:		Depth (mm):	800 mm
R.U.:	22 U	Weight:	70 kg
Height (mm):	1166 mm	Material:	Glass / Metal
Width (mm):	600 mm		

RCA-FSG-32

SHOWGEAR

D7676 32 U Network Cabinet with glass door

Specifications:		Depth (mm):	800 mm
R.U.:	32 U	Weight:	90 kg
Height (mm):	1610 mm	Material:	Glass / Metal
Width (mm):	600 mm		

RCA-FSG-42

SHOWGEAR

D7677 42 U Network Cabinet with glass door

Specifications:		Depth (mm):	800 mm
R.U.:	42 U	Weight:	112 kg
Height (mm):	2055 mm	Material:	Glass / Metal
Width (mm):	600 mm		



RCA-FSM-18

SHOWGEAR

D7670 18 U Network Cabinet with mesh door

Specifications:		Weight:	61 kg
R.U.:	18 U	Material:	Metal
Height (mm):	988 mm	Castors:	4
Width (mm):	600 mm		
Depth (mm):	800 mm		

RCA-FSM-22

SHOWGEAR

D7671 22 U Network Cabinet with mesh door

Specifications:		Weight:	70 kg
R.U.:	22 U	Material:	Metal
Height (mm):	1166 mm	Castors:	4
Width (mm):	600 mm		
Depth (mm):	800 mm		

RCA-FSM-32

SHOWGEAR

D7672 32 U Network Cabinet with mesh door

Specifications:		Weight:	90 kg
R.U.:	32 U	Material:	Metal
Height (mm):	1610 mm	Castors:	4
Width (mm):	600 mm		
Depth (mm):	800 mm		

RCA-FSM-42

SHOWGEAR

D7673 42 U Network Cabinet with mesh door

Specifications:		Weight:	112 kg
R.U.:	42 U	Material:	Metal
Height (mm):	2055 mm	Castors:	4
Width (mm):	600 mm		
Depth (mm):	800 mm		



19-inch 1U Fixed Rack Mount Shelf

D7692 For Showgear FSM/FSG/WMF/WMH series



SHOWGEAR

1U Cable Management with cap

D7694 19" - 12 slots



SHOWGEAR

Flightcases Hardware

Cases

Sliding Profile for Flight case

D6900 Length 2 m



SHOWGEAR

Butterfly Lock Large, Polished

D5120 106 x 102 mm



SHOWGEAR

Butterfly Lock small, Polished

D5121 80 x 72 mm



SHOWGEAR

Flight Case Lock Small, Polished

D5122 67 x 67 mm



SHOWGEAR

Fliphandle, Polished SHOWGEAR

D5128 124 x 82 mm



Fliphandle, Polished SHOWGEAR

D5129 160 x 107 mm



Swivel Blue Wheel SHOWGEAR

D8001 100 mm, without Brake



Swivel Blue Wheel SHOWGEAR

D8002 100 mm, with Brake



Flight Case Label SHOWGEAR

D5133 177 x 127 mm - with adhesive back



Flight Case Label SHOWGEAR

D5134 290 x 190 mm - with adhesive back



Flight Case Magnetic Label DMT

D5130 With 3M tape and marker



Flight Case Magnetic Label DAP

D5131 With 3M tape and marker



Flight Case Magnetic Label SHOWTEC

D5132 With 3M tape and marker



Egg Foam 30 mm SHOWGEAR

D6901 Set of 2 sheets of 1.5 m x 2 m



Soft Foam 20 mm SHOWGEAR

D6902 Sheet of 1.5 m x 2 m



Pearl Foam 20 mm SHOWGEAR

D6903 Sheet of 1 m x 1.3 m



Hard Foam 10 mm

D6904 Sheet of 1.15 m x 1.5 m

SHOWGEAR



Cubed Foam 50 mm

D6905 Sheet of 1.2 m x 0.6 m

SHOWGEAR



Cubed Foam 100 mm

D6906 Sheet of 1.2 m x 0.6 m

SHOWGEAR



Backpack for Sidekick

55009

INFINITY

Specifications:

Length (mm): 525 mm
 Height (mm): 310 mm
 Width (mm): 100 mm
 Inner Length: 510 mm
 Inner Height: 295 mm
 Inner Width: 80 mm
 Acc. Pocket: Yes
 Laptop Pocket: Yes



Stand Bag for Microphone Stands

D7923 For 6 Stands

INFINITY

Specifications:

Length (mm): 1100 mm
 Height (mm): 150 mm
 Width (mm): 230 mm
 Retr. Handle: No



Gear Bag 1

SHOWGEAR

D6641 Suitable for Strobes, Moonflowers

Specifications:

Length (mm): 240 mm
 Height (mm): 360 mm
 Width (mm): 240 mm
 Retr. Handle: No
 Acc. Pocket: Yes



Gear Bag 2

SHOWGEAR

D6642 Suitable for Foggers, Scanners

Specifications:

Length (mm): 470 mm
 Height (mm): 260 mm
 Width (mm): 300 mm
 Retr. Handle: No
 Acc. Pocket: Yes



Gear Bag 3

SHOWGEAR

D6643 Suitable for Small Mushroom

Specifications:

Length (mm): 300 mm
 Height (mm): 350 mm
 Width (mm): 250 mm
 Retr. Handle: No
 Acc. Pocket: Yes



Gear Bag 4

SHOWGEAR

D6644 Suitable for Club Scan

Specifications:

Length (mm): 300 mm
 Height (mm): 200 mm
 Width (mm): 300 mm
 Retr. Handle: No
 Acc. Pocket: Yes



Gear Bag 5

SHOWGEAR

D6645 Suitable for Small Scanners

Specifications:

Length (mm): 470 mm
 Height (mm): 130 mm
 Width (mm): 320 mm
 Retr. Handle: No
 Acc. Pocket: Yes



Gear Bag 6

SHOWGEAR

D6646 Suitable for Medium Size Scanners

Specifications:

Length (mm): 470 mm
 Height (mm): 385 mm
 Width (mm): 360 mm
 Retr. Handle: No
 Acc. Pocket: Yes



Gear Bag 8

SHOWGEAR

D6648 Suitable for Starzone / EGO series

Specifications:

Length (mm): 460 mm
 Height (mm): 200 mm
 Width (mm): 400 mm
 Retr. Handle: No
 Acc. Pocket: Yes



Gear Bag 9

SHOWGEAR

D6649 Suitable for Small Lighteffects

Specifications:

Length (mm): 340 mm
 Height (mm): 440 mm
 Width (mm): 320 mm
 Acc. Pocket: Yes



PB-MP1

SHOWGEAR

D6600 For 16-pin Multi Top Entry

Specifications:

Length (mm): 150 mm
 Height (mm): 100 mm
 Width (mm): 60 mm



PB-MP2

SHOWGEAR

D6601 For 16-pin Multi Side Entry

Specifications:

Length (mm): 160 mm
 Height (mm): 100 mm
 Width (mm): 60 mm



PB-MP3

SHOWGEAR

D6602 For 16-pin Multi Side Entry

Specifications:

Length (mm): 160 mm
 Height (mm): 100 mm
 Width (mm): 80 mm



PB-S1

SHOWGEAR

D6605 For Socapexconnectors, afterwards mountable

Specifications:

Length (mm): 130 mm
 Height (mm): 160 mm
 Width (mm): 130 mm

Tool Bags

Bags



Radio Pouch
D6624 Perfect to carry your communication systems

SHOWGEAR

Specifications:

Length (mm): 80 mm
 Height (mm): 150 mm
 Width (mm): 36 mm



P&D Carrying Bag orange
89398S Size S - 84 x 22 cm

WENTEX

Specifications:

Length (mm): 840 mm
 Width (mm): 220 mm



P&D Carrying Bag orange
89398M Size M - 84 x 42 cm

WENTEX

Specifications:

Length (mm): 820 mm
 Width (mm): 420 mm



P&D Carrying Bag orange
89398L Size L - 84 x 50 cm

WENTEX

Specifications:

Length (mm): 820 mm
 Width (mm): 470 mm

19 Inch Gear

19 Inch Accessories



4-way, 1U Fan Unit Temperature controlled

D7696 For 19" rack or cabinet

Specifications:

Pwr. Supp.: 220V-240 VAC 50 Hz
 Pwr. Conn. In.: IEC C13 female
 R.U.: 1 U
 Length (mm): 170 mm
 Height (mm): 45 mm
 Width (mm): 484 mm

SHOWGEAR



ACU-100 Black

D1932B Audio Connection Unit

Specifications:

Pwr. Supp.: 240 VAC 50-60 Hz
 Pwr. Conn. In.: powerCON Blue
 R.U.: 1 U
 Height (mm): 44.45 mm
 Width (mm): 482.6 mm

DAP



2-way 1U Fan Unit Temperature controlled

D7695 For 19" rack or cabinet

Specifications:

Pwr. Supp.: 220V-240 VAC 50 Hz
 Pwr. Conn. In.: IEC C13 female
 R.U.: 1 U
 Length (mm): 170 mm
 Height (mm): 45 mm
 Width (mm): 484 mm

SHOWGEAR

19-inch 1U Fixed Sliding Rack Mount Shelf

SHOWGEAR

D7693 For Showgear FSM/FSG/WMF/WMH series



19 inch Ventilation Panel Black

SHOWGEAR

D7806 1U



19 inch Ventilation Panel Black

SHOWGEAR

D7807 2U



19 Inch Ventilation Panel Black

SHOWGEAR

D7808 0,5U



19 Inch Blind Panel Black

SHOWGEAR

D7800 0,5U

D7801 1U

D7802 2U

D7803 3U

D7804 4U






19 Inch Connector Panel

SHOWGEAR

D7811 1U, for 8 XLR Connectors (D-Size)

D7812 2U, for 16 XLR Connectors (D-Size)



19 Inch Multi Connector Panel

SHOWGEAR


D7816 2U, for 2 x 16-pin multiconnectors



19 Inch Cover Box

SHOWGEAR

D7817 3U, for 6 x PG16 & 6 x PG21



19 Inch Protection Panel

SHOWGEAR

D7870 1U

D7871 2U

D7872 3U

D7873 4U

19 Inch Hardware
19 Inch Accessories



19 Inch Protection Panel with Locker

SHOWGEAR

- D7866** 1U
- D7867** 2U
- D7868** 3U
- D7869** 4U


D-Size Panel SHOWGEAR

D7716 1 Segment




D-Size Panel SHOWGEAR

D7717 2 Segments



Schuko Panel SHOWGEAR

D7724 2 Segments




Blank Panel SHOWGEAR

D7706 1 Segment



Blank Panel SHOWGEAR

D7707 2 Segments



MP-1 Master Panel

SHOWGEAR

D7701 2U, excl. Rear Cover



Master Panel Rear Cover

SHOWGEAR

D7702 2U



19 inch Drawer

SHOWGEAR

D7831 1U



Shelf for Pro Metal Equipment Rack

SHOWGEAR

D7617 1U



19 inch Drawer

SHOWGEAR

D7832 2U



19 inch Drawer

SHOWGEAR

D7833 3U



19 Inch Hardware
19 Inch Accessories


Cabinet Drawner Mat SHOWGEAR

D7835 37 x 40 cm




Shelf for Pro Metal Equipment Rack SHOWGEAR

D7618 2U




19 Inch Keyboard Drawer SHOWGEAR

D7830 2U, Panel for Computer Keyboard



19 Inch Switch Box SHOWGEAR

D7889 3U



Mounting Set SHOWGEAR

D8010 10 x Screwbolt, Nut and Protectionring
D8011 100 x Screwbolt, Nut and Protectionring



M6 Plastic Protection Ring SHOWGEAR

D7885



Blindcap for D Hole SHOWGEAR

D7881



19 Inch Mounting Panel For non-19" Equipment SHOWGEAR

D7821 1U
D7822 2U
D7823 3U




19 Inch Drawer with keylock SHOWGEAR



- D7840** 1U
- D7841** 2U
- D7842** 3U
- D7843** 4U
- D7844** 6U

M6 Screw 20 mm SHOWGEAR

D7883 Black
D7884 Nickel



Gooseneck & Rack Lights

19 Inch Accessories



MusicStand Light 4

60787 White LED
SHOWGEAR

Specifications:

Light Src. Type: LED
LED Colour Type: W
Pwr. Supp.: 4.5 VDC



Music Stand Light

60812 Switchable White
SHOWGEAR

Specifications:

Light Src. Type: LED
LED Colour Type: CW / WW
Batt. Type: AA
Pwr. Supp.: 5 VDC
Pwr. Conn. In.: Low Voltage DC plug
R.U.: 1 U



MusicStand Light 10

60788 White LED
SHOWGEAR

Specifications:

Light Src. Type: LED
LED Colour Type: W
Pwr. Supp.: 4.5 VDC



GooseLight XLR, CW

60778 45 cm, 3-pin straight, dimmable
SHOWGEAR

Specifications:

Light Src. Type: LED
LED Colour Type: CW
Pwr. Supp.: 12 VDC
Pwr. Conn. In.: XLR 3P Straight



GooseLight XLR, RGBW SHOWGEAR

60777 45 cm, 3-pin straight, dimmable

60776 45 cm, 4-pin straight, dimmable



GooseLight XLR, CW SHOWGEAR

60790 40 cm, 3-pin Straight

60791 40 cm, 3-pin Right-angled



GooseLight XLR, CW SHOWGEAR

60792 40 cm, 4-pin Straight

60793 40 cm, 4-pin Right-angled



GooseLight BNC, CW SHOWGEAR

60794 30 cm, BNC Straight



GooseLight USB, CW SHOWGEAR

60795 30 cm, USB Straight



GooseLight Deskmount, CW SHOWGEAR

60789 30 cm, Straight



Mini Light USB RGB SHOWGEAR

60809 30 cm, magnetic mounting base with built-in rechargeable battery



19 Inch Rackmount Light SHOWGEAR

60796 1U, 2 x White GooseLED



19 Inch Rackmount Light SHOWGEAR

60811 1U, Dimmable, Warm and cold white tube light



19" 2-way Rack Light SHOWGEAR

60810 1U, 2 x RGB GooseLED, Individual dimmable





ALLGEMEINE GESCHÄFTSBEDINGUNGEN DER FIRMA
ASL ELECTRONIC AG MIT SITZ IN BASEL

Sehr geehrte Kundinnen, sehr geehrte Kunden. Um eine reibungslose Zusammenarbeit mit der Firma ASL Electronic AG, Basel zu garantieren, bitten wir Sie, nachstehende Geschäftsbedingungen unbedingt durchzulesen. Sie erkennen bei jeder Bestellung automatisch alle nachfolgenden Paragraphen an:

Geschäftsbedingungen der Firma ASL Electronic AG/SA

1. PREISE:

Die angegebenen Preise sind Brutto-Preise inklusive Mehrwertsteuer in Schweizer Franken. Die Preise verstehen sich ab Lager Basel. Preisänderungen bleiben vorbehalten. Wenn nicht anders vermerkt, beträgt die Gültigkeit von Offerten 10 Tage. Alle Angebote solange Vorrat! Die Fracht- und Verpackungskosten werden nach Aufwand belastet.

2. LIEFERUNG:

Die Lieferung erfolgt ab Lager Basel zzgl. Fracht und Verpackung auf Rechnung des Empfängers. Die Waren sind versichert. Transportschäden müssen uns sofort nach Erhalt gemeldet werden. Geringfügige Abweichungen der Artikel in Form, Farbe, Grösse oder Ausführung behalten wir uns ausdrücklich vor.

2. Abs. 1: Warenprüfung:

Reklamationen sind innerhalb von 3 Arbeitstagen an den Verkäufer schriftlich anzuzeigen. Massgebend ist das Datum des Poststempels. Nach Ablauf dieser Frist können Reklamationen nicht mehr bearbeitet werden. Rücksendungen gehen zu Lasten des Käufers.

2. Abs. 2: Rücktritt:

Bestellungen werden schnellstmöglich erledigt. Der Besteller ist berechtigt, nach 3 Monaten Lieferverzug kostenfrei vom Kaufvertrag zurückzutreten.

2. Abs. 3: Rücksendungen:

Jegliche Rücksendungen wie Reparaturen, Garantiefälle, Musterwaren etc. sind kostenfrei an ASL Electronic AG zu verschicken. Bei kostenpflichtigen Lieferungen wird die Annahme grundsätzlich verweigert. Bei grundlos zur Gutschrift retournierten Produkten erlauben wir uns, 25% des Warenwertes als Umtriebs-Entschädigung in Abzug zu bringen. Alle Produkte müssen in der unversehrten Originalverpackung retourniert werden. Keine Gutschrift erfolgt bei verschmutzter, beschädigter, veränderter und verlorener Ware, respektive deren Originalverpackung.

2. Abs. 4: Rechnungstellung

Die Rechnungstellung erfolgt elektronisch in Form einer Rechnung im PDF Format. Die Ausstellung und Zustellung einer separaten Papierrechnung ist kostenpflichtig

3. ZAHLUNG:

Die Lieferung erfolgt grundsätzlich per Vorkasse. Tritt der Kunde nach erfolgter Bestellung der Waren vom Kaufvertrag zurück, so behält ASL Electronic AG 25% des Bestellwertes zurück.

AUSNAHME: Spezialanfertigungen etc. Hier fällt der Firma ASL Electronic AG der volle Bestellwert zu.

3. Abs. 1: Eigentumsvorbehalt:

Bis zur Zahlung des gesamten Kaufpreises bleiben die Waren, auch in veränderter Form, unser Eigentum. Sie dürfen nicht veräussert, verändert oder verschenkt werden. Der Kunde ermächtigt ASL Electronic AG ebenfalls, die Waren im Eigentumsvorbehaltregister eintragen zu lassen.

3. Abs. 2: Verzugszinsen:

Im Falle eines Zahlungsverzuges ist die ASL Electronic AG berechtigt einen Verzugszins von 1 % pro Monat zu erheben.

4. HAFTUNG:

Die meisten der von uns verkauften Geräte sind ausländische Fabrikate und nach den Normen CE, VDE usw. hergestellt. Die Geräte dürfen nur über einen Fehlerstromschutzschalter betrieben werden. Für Schäden, die durch unsachgemässe Installation und unsachgemässen Gebrauch unserer Geräte entstehen, lehnen wir jede Haftung ab.

5. GARANTIE:

Unsere Garantie erstreckt sich auf Materialfehler. Überlastung, Fehlbedienung, Abnutzungserscheinungen, Umbauten oder Folgeschäden sind NICHT in der Garantie eingeschlossen. Wenn nicht anders vereinbart, beträgt die Garantie 24 Monate ab Lieferdatum. In der Garantie eingeschlossen sind die Materialkosten sowie die Beschaffungskosten. Garantieschäden sind unverzüglich schriftlich der ASL Electronic AG anzuzeigen. Auf Lampen, LED-Chip, allgemeine Verschleiss- und Glasteile, sowie Occasionen und Vorführgeräte gewähren wir keine Garantie.

6. ANERKENNUNG:

Der Besteller erkennt bei jeder telefonischen, elektronischen, mündlichen oder schriftlichen Bestellung diese Geschäftsbedingungen in allen Punkten an.

7. GERICHTSSTAND:

Gerichtsstand ist für beide Vertragspartner 4053 Basel, Schweiz. Zur Anwendung gelangt ausschliesslich Schweizerisches Recht.

DATEN DER FIRMA ASL ELECTRONIC AG

Geschäftsadresse: ASL Electronic AG
Solothurnerstrasse 50
4053 Basel
Geschäftsführer: David Scherz
Telefon: ++41 (061) 365 40 40 (Hauptleitung)
Telefax: ++41 (061) 365 40 99 (Hauptleitung)
Internet: <http://www.asl.ch>
E-Mail: asl@asl.ch

Banken:
CHF: - Credit Suisse, 4018 Basel - Nr. 4835 256 338-71
(IBAN CH92 0483 5025 6338 7100 0)
- UBS, 4051 Basel - Nr. 233 953.452.01A
(IBAN CH 28 0023 3233 9534 5201 A)
EURO: - Credit Suisse, 4018 Basel - Nr. 4835 256 338-72
(IBAN CH58 0483 5025 6338 7200 0)

Post Konto Nr: 30-615335-1
(IBAN CH56 0900 0000 3061 5335 1)

UID: CHE-103.584.006 MWST

Erstellt am 20.08.2019

CONDITIONS GÉNÉRALES DE LA MAISON ASL ELECTRONIC SA AVEC SIÈGE À BÂLE

Chères clientes, chers clients,

Afin de vous garantir une collaboration sans problème avec la maison ASL Electronic SA Bâle, nous vous prions de bien vouloir lire attentivement les conditions suivantes. Vous acceptez automatiquement tous les paragraphes suivants à chaque commande.

Conditions de ventes de la maison ASL Electronic SA

1. PRIX:

Les prix indiqués sont les prix BRUTS en francs suisses TVA incluse. Les prix se comprennent au départ de l'entrepôt à Bâle. Sous réserve de modification des prix. La validité des offres est de 10 jours, si rien d'autre n'est spécifié. Les offres sont valables tant que la marchandise est disponible. Les frais d'emballage et de transport sont facturés selon les charges.

2. LIVRAISON:

La livraison s'effectue à partir de notre entrepôt à Bâle, les frais de transport et d'emballage sont à la charge du destinataire. Les marchandises sont assurées. Les dégâts de transport doivent nous être communiqués immédiatement après la réception de la marchandise. Sous réserve de petites modifications de l'article comme la couleur, la grandeur, la forme et la réalisation.

2.1. Contrôle du matériel:

Les réclamations sont à envoyer par écrit au vendeur dans les 3 jours ouvrable, le cachet de la poste faisant foi. Passé ce délai, les réclamations ne peuvent plus être prises en considération. Les frais de renvoi sont à la charge du client.

2.2. Résiliation:

Les commandes sont effectuées le plus rapidement possible. L'acheteur a le droit de résilier le contrat d'achat après 3 mois de retard de la livraison.

2.3. Retour de marchandise :

Tous les retours de marchandise tels que réparations, cas de garantie, matériel de démonstration etc. sont à envoyer à ASL Electronic SA au frais du client. En cas de livraison port du, les marchandises seront refusées. Lors de retour de marchandise sans raisons valables, nous nous permettons de faire une déduction de 25% de la valeur de la marchandise comme dédommagement. Tous les produits doivent être retournés dans leurs emballages d'origine intact. Nous ne créditions pas les marchandises salies, endommagées, changées et perdues, respectivement leur emballage d'origine.

2.4 Facturation

La facturation s'effectue sous forme électronique au format PDF. L'émission et l'envoi d'une facture séparée sur papier est payante.

3. PAIEMENT:

La livraison s'effectue principalement contre paiement à l'avance. Si le client se retire du contrat après la commande du matériel, la maison ASL Electronic SA se verra dans l'obligation de garder 25% de la valeur commandée. EXCEPTION: fabrications spéciales etc., la maison ASL Electronic SA retient la somme complète de la commande.

3.1. Propriété:

Jusqu'au paiement complet de la valeur d'achat, nous restons propriétaire de la marchandise même sous forme modifiée. Elle ne doit ni être vendue, modifiée ou donnée. Le client autorise également ASL Electronic SA de faire enregistrer les marchandises dans le registre des pactes de réserve de propriété.

3.2 Intérêts de retard :

Dans le cas d'un retard de paiement, la société ASL Electronic SA se permet d'élever un intérêt de retard de 1% par mois.

4. RESPONSABILITE:

La plupart de nos produits sont de fabrication étrangère selon les normes CE, VDE etc. Ces appareils doivent uniquement être utilisés avec une sécurité par disjoncteur. Nous déclinons toute responsabilité pour les dégâts causés par une mauvaise installation ou une mauvaise utilisation de nos appareils.

5. GARANTIE:

Notre garantie est valable pour les erreurs de fabrication. La surcharge, la mauvaise manipulation, l'usure et les dégâts de conséquence ne sont PAS couverts. Si rien d'autre n'a été convenu sur le certificat de garantie, la garantie est de 24 mois à compter de la date de livraison. Dans la garantie sont compris les frais de matériel et les frais d'approvisionnement. Les dégâts sous garantie sont à déclarer immédiatement par écrit à la maison ASL Electronic SA. Les lampes, les parties usable et en verre, Chips LED, appareils d'occasion et appareils de démonstration ne sont pas sous garantie.

6. RECONNAISSANCE:

L'acheteur reconnaît ces conditions de ventes sous tous ces points à chaque commande par téléphone, de manière électronique, orale ou par écrit.

7. TRIBUNAL COMPETENT:

Le tribunal compétent pour les deux parties est: 4053 Bâle, Suisse. Le droit Suisse uniquement sera alors appliqué.

DONNÉES DE LA MAISON ASL ELECTRONIC SA

Adresse commerciale: ASL Electronic SA
Solothurnerstrasse 50
4053 Bâle

Directeur: David Scherz
Téléphone: ++41 (061) 365 40 40 (Ligne principale)
Télécopie: ++41 (061) 365 40 99 (Ligne principale)
Internet: <http://www.asl.ch>
E-mail: asl@asl.ch

Banques:
CHF: - Credit Suisse, 4018 Basel - Nr. 4835 256 338-71
(IBAN CH92 0483 5025 6338 7100 0)

- UBS, 4051 Basel - Nr. 233 953.452.01A
(IBAN CH28 0023 3233 9534 5201 A)

EURO: - Credit Suisse, 4018 Basel - Nr. 4835 256 338-72
(IBAN CH58 0483 5025 6338 7200 0)

Poste: N° 30-615335-1
(IBAN CH56 0900 0000 3061 5335 1)

Effectué le 20.08.2019

Ihr Fachhändler / Votre revendeur



Generalvertretung/Agence générale

ASL **Electronic AG/SA**

Solothurnerstrasse 50 • CH-4053 Basel/Bâle

Tel +41 (0)61 365 40 40

E-Mail: asl@asl.ch • www.asl.ch